



2017 - 2018

Adopted Budget & Financial Plan

*The City That Friendliness Built*



# MISSION STATEMENT

*The City of Lebanon is dedicated to providing exceptional services and opportunities that enhance the quality of life for present and future members of the community.*

# VISION STATEMENT

*The City of Lebanon is a friendly and thriving community.*



# Budget Committee Members

## MAYOR

Paul R. Aziz

## LEBANON CITY COUNCIL

Wayne Rieskamp  
Robert Furlow

Ward I

Rebecca Grizzle  
Floyd Fisher

Ward II

Jason Bolen  
Bob Elliott

Ward III

## CITIZENS APPOINTED

Vacant  
Vacant

Virginia Cloyd  
Kim Ullfers

Todd Gestrin  
Vacant

## ADMINISTRATIVE STAFF

City Manager: Gary Marks

Chief of Police: Frank Stevenson

City Attorney: Trë Kennedy

City Clerk: Linda Kaser

Community Development Director: Walt Wendolowski

Finance Director: Dean Baugh

Information Services Director: Brent Hurst

Library Services Director: Carol Dinges

Senior Services Director: Kindra Oliver

Engineering Services Director: Ron Whitlatch

Maintenance Division Director: Jason Williams

**CITY OF LEBANON**  
**FY 2017/18 ADOPTED ANNUAL BUDGET**

**TABLE OF CONTENTS**

	<u>Page No.</u>
<b>BUDGET SUMMARY:</b>	
Budget Message.....	a-e
Budget Comparison Chart - Fiscal Year 2016/17 & Fiscal Year 2017/18 .....	1
Fund Type Summary Chart .....	2
Budget Summary by Fund, Type, Resources & Requirements.....	3
Fund Type Summary by Category.....	4
City Revenue Chart for Fiscal Year 2017/18 .....	9
City Expense Chart for Fiscal Year 2017/18.....	10
Debt Service Balances.....	11
Inter-fund Transfers Schedule for 2017/18.....	12
Budget Process (Includes the Budget Calendar) .....	19
City-Wide Organizational Chart.....	23

**GENERAL FUND** *(Activities not accounted for in any other fund. Principal sources of revenue are property taxes, franchise fees, and state and county-shared revenues. Primary expenditures are for parks, police, senior and library services and general government):*

General Fund Expenditures by Department (detail & graph).....	24
General Fund Budget Comparison Chart - Fiscal Year 2016/17 & Fiscal Year 2017/18 .....	25
General Fund Revenue vs Expenditures - Fiscal Year 2014/15 to Fiscal Year 2017/18.....	26
General Fund Summary .....	27
General Fund Internal Services Reconciliation.....	28
General Fund Beginning & Ending Balances.....	29
General Fund Beginning & Ending Balances Goals.....	30

General Fund Revenues .....	31
General Fund Requirements Chart (by Department).....	34
110 Administration, Economic & Community Development .....	36
116 Human Resources Department .....	40
120 City Attorney Department .....	43
126 Community Development Division (Planning & Building Services).....	46
130 Engineering .....	49
133 Parks – Maintenance Department.....	52
140 Finance Department .....	56
160 Legislative Department .....	60
165 Library Department.....	64
170 Municipal Court.....	68
180 Police Department .....	71
190 Senior & Disabled Service Department .....	76
195 Non-Departmental Department .....	80

**DEBT SERVICE FUND (*Fund Accounts for the payment of principal and interest on general obligation bonds*):**

Debt Service Fund Requirements by Departments and Type .....	84
314 G.O./Full Faith & Credit Fund Debt Service.....	86
317 2013FFC (Full Faith & Credit) Debt Service .....	90
320 Pension Bond Series 2002 .....	93

**ENTERPRISE FUND (*Fund accounts for the acquisition, operation, maintenance and financing, and related debt service of the municipal water and wastewater systems*):**

Enterprise Fund Requirements by Departments and Type .....	96
Water Fund Budget Comparison Chart - FY2016/17 & FY 2017/18.....	97
430 Water Utility.....	98
433 Water Plant Operation .....	104
435 Water Utility Capital Improvement Program .....	105

438 Water Treatment Plant Capital Improvement Program .....	106
Storm Drainage Fund Budget Comparison Chart - FY2016/17 & FY 2017/18.....	107
450 Storm Drain Utility.....	108
Wastewater Fund Budget Comparison Chart - FY2016/17 & FY 2017/18 .....	113
470 Wastewater Utility.....	114
473 Wastewater Plant Operation.....	120
474 Sewer & Lateral Replacement .....	121
475 Wastewater Utility Capital Improvement Program .....	121
476 Wastewater Bond Debt Service.....	122

**SPECIAL REVENUE FUND (Accounts for revenue derived from specific tax or other earmarked revenue sources, including state gas tax, grants, and funds set aside to finance particular functions or activities):**

Special Revenue Fund Requirements by Departments and Type .....	124
Special Revenue Fund Budget Comparison Chart - FY2016/17 & FY 2017/18.....	125
510 Motel Tax .....	126
515 Youth Court .....	131
516 Police Reserves.....	133
527 Building Inspection.....	135
533 Park Enterprise Fund.....	139
535 Park Grant Fund .....	143
540 Geographic Information System (GIS) .....	146
542 Information Services (IS) .....	149
545 Custodial & Maintenance .....	153
550 State Foot & Bike Path .....	157
555 Engineering Development Review.....	160
558 Streets .....	163
562 Equitable Sharing (US Marshal) .....	169
564 School Resource Officer .....	172
569 Dial-A-Bus.....	175
571 STP Street Projects.....	180
593 Boat Ramp Maintenance Assistance .....	183

**CAPITAL IMPROVEMENT PROJECTS FUND** (*Accounts for the acquisition of fixed assets or construction of major capital projects not being financed by a proprietary or nonexpendable trust fund*):

<u>Capital Projects Fund Requirements by Departments and Type</u> .....	186
Capital Projects Fund Budget Comparison Chart - FY2016/17 & FY 2017/18.....	187
815 State Highway Signal Maintenance .....	189
820 Equipment Acquisition and Replacement .....	191
825 Pioneer Cemetery Restoration Trust .....	196
829 Police Trust.....	200
830 Library Trust .....	204
833 Library Trust (Harriman Trust) .....	207
835 Senior Services Trust.....	210
838 Library Trust (Snedaker Trust) .....	213
840 Street Capital Improvement Projects Fund .....	216
845 Infrastructure Deferral.....	219
<u>Systems Development Charge (SDC)</u>	
852 SDC - Storm Drainage Improvements .....	222
853 SDC - Drainage Reimbursements .....	226
862 SDC - Parks Improvements.....	230
863 SDC - Parks Reimbursements.....	234
872 SDC - Wastewater Improvements .....	238
873 SDC – Wastewater Reimbursements .....	242
882 SDC - Streets Improvements.....	246
883 SDC - Streets Reimbursements .....	250
892 SDC - Water Improvements .....	254
893 SDC - Water Reimbursement.....	257

**TRUST AND AGENCY FUND** (*Accounts for bails received from defendants awaiting a court appearance and disposition of their case*):

Trust Fund Budget Comparison Chart - FY2015/16 & FY 2016/17.....	260
910 Bail.....	261

**APPENDIX:**

**Urban Renewal Districts**

Urban Renewal Funds Budget Comparison Chart - FY2016/17 & FY 2017/18.....	264
925 NW Lebanon Urban Renewal District Proposed Annual Budget.....	265
935 Cheadle Lake Urban Renewal District Proposed Annual Budget .....	271
940 North Gateway Urban Renewal District Proposed Annual Budget.....	275
Inactive Funds.....	282
Personnel & Monthly Salary Schedule.....	290
Organizational Charts.....	302
Proposed Resolutions.....	312





**THE COMMUNITY  
OF LEBANON**

*Welcomes You*

*The City That Friendliness Built*

# FY 2017-18 Budget Message

## INTRODUCTION

We, the City Manager and the Budget Officer for the City of Lebanon, respectfully submit the following budget for the Fiscal Year July 1, 2017 to June 30, 2018. Even with the significant challenge of matching expenses with forecast revenues in several funds, all funds are balanced.

## SIGNIFICANT HIGHLIGHTS

- Overall increase in City staffing of 2 FTE as compared to the Adopted FY2016/17 Budget. The proposed budget anticipates 2 additional FTE's. 1 in the police department and 1 in the maintenance department.
- The overall City budget is 10.12% larger than FY 2016/17. The increase is due to several items, PERS increases from 14.57% to 19.24% and 2 large CIP projects, construction of the new water treatment plant (part of the water plant expense was shown in the FY2016/17 budget) and Airport Rd/Russell Drive and Porter Park.
- Increased PERS obligations totaling \$304,276 based on FY2017/18 salary projections, a 32.1% rate increase over FY2016/17
- The General Fund is up \$1,050,209, or 8.72 percent.
- Citywide contingencies are up, 35.19 percent, or \$1,687,706, from \$4,796,414 to \$6,484,120. The General Fund contingency is up 26.62 percent, from \$1,107,356 to \$1,402,120, meeting the proposed targeted goal of 14%.
- Funds continue to be set aside for future water and wastewater improvements.
- Construction of the new water treatment plant next phase will commence May 2017, ground breaking on the plant building.
- Airport Rd/Russell drive and Porter park projects commenced in April/May 2017
- Northwest URD will be underfunded starting this year by approximately \$800,000. This will allow these property taxes to be distributed to the other taxing districts in the area.

## OVERVIEW

The City of Lebanon's Proposed Budget is \$69,623,127 and when combined with the City's three Urban Renewal Districts the proposed budget totals \$77,501,627. The table below shows the overall changes in the budget from the prior year.

	<b>FY 2016/17</b>	<b>FY 2017/18</b>	<b>% Change</b>
City Budget	\$66,111,785	\$69,623,127	5.31%
Urban Renewal	4,267,800	7,878,500	84.60%
Overall Budget	70,379,585	77,501,627	10.12%
Inter-fund Transfers	7,122,389	7,358,562	3.32%
Effective Overall Budget	63,257,196	70,143,065	10.89%

It should be noted that while appropriations for the overall budget total \$77,501,627, this total includes inter-fund transfers which represent monies that are essentially counted twice – once when initially received and again when received by the fund benefitting from the transfer. Subtracting total inter-fund transfers of \$7,358,562 from total appropriations, results in a total *effective* budget for FY2017/18 of \$70,143,065. This amount is \$6,885,869 greater than the *effective* budget for FY2016/17, and represents a 10.89 percent increase. The increase can be broken down as follows; \$4,131,101 increase in capital project expenditures, \$1,010,477 increase in personnel cost, \$293,498 reduction in materials and service, \$1,697,706 increase in contingency and \$340,083 increase in Debt Service.

As in prior years, we have provided a separate summary of inter-fund transfers. This will, hopefully, allow the Budget Committee a comprehensive view of fund transfers as well as assurance that they are balanced.

## **REPORT ON GENERAL FUND**

This year, the General fund is increasing by \$1,050,209. This is due primarily to the following:

- Increased PERS obligations totaling \$250,465 based on FY2017/18 salary projections, a 32.1% rate increase over FY2016/17
- Estimated property tax revenue is forecasted to be greater than the prior year.
- The planned contingency has increased per financial policies to 14%.
- A change in the internal charges for computer (IT dept), custodial services and the PERS bond payment has increased transfers out by \$23,341. Transfers for PER bond and IT services was moved to department 100-195 Non-Departmental.
- A \$100,000 transfer to streets funds is included in the proposed budget.

- Per negotiated contracts a COLA of 1.5% on the AFSCME contract and the COLA on the teamster contract will be determined through the negotiation process.
- Proposed salaries include the addition of 1 police officer
- Community Strategic Action Plan Item Strategy 8.2: Continue to maintain the library and expand program offerings. Library staffing will be reviewed in the FY2017/18 budget period with the goal of increasing library hours available to the public.

## **OTHER FUNDS AND DEPARTMENTS**

This budget encompasses an anticipated 3.0% CPI rate increase on water, wastewater and storm drain utility fees. Staff continues to seek alternatives to reduce the impact on the rate payers by developing new water and wastewater treatment facilities. Important highlights include:

- Construction projects associated with the new Water Treatment Plant.
- Other Capital Outlay expenses are being prioritized.

## **URBAN RENEWAL DISTRICTS**

The City has three Urban Renewal Districts: The Northwest URD, Cheadle Lake URD and the North Gateway URD. The total overall URD budget has increased by \$3,610,700 from FY 2016/17. The actual effective budget increased \$3,353,790 in the proposed budget. Most of the increase is attributable to capital projects, debt service and contingencies. The increase in debt service is tied to economic agreements in the various URDs and new debt associated with the Cheadle Lake URD. Important changes include:

- Capital Outlay expense has been increased from the prior year in the Cheadle Lake URD associated with the Airport Road extension, Russell Drive rebuild, construction of Porter Park project and water treatment plant construction.
- Contingencies increased for reserves for future traffic signal and in conjunction with the under-funding of NW URD.

As always, the budget has been prepared with the City Council's goals in view, including the Council's goals adopted on February 22, 2017, the Community Strategic Action Plan and the Council's fiscal goals and policies. Specifically, the following goals have been addressed, either in whole or in part, in the budget document.

February 22, 2017 City Council Goals:

- Downtown Revitalization (through appropriations for the Downtown Building Restoration Program).
- Construction of the new Water Treatment Plant.
- Develop a City Facilities Master Plan with emphasis on the status of City Hall.
- Support development of an inter-modal truck-to-rail container transfer station.
- Completion of the Wetlands Mitigation Strategy for Industrially-zoned lands.
- Maintaining Police staffing commensurate with community growth (through the addition of one full-time uniformed police officer position).

Community Strategic Action Plan Items:

- Strategy 5.5: Develop a Ralston Park Improvement Plan.
- Strategy 8.2: Continue to maintain the library and expand program offerings.
- Strategy 9.5: Build the Community Garden.
- Strategy 11.2: Develop a strategy to eliminate the obstacle of wetlands mitigation to development.
- Strategy 13.2: Update the community Transportation System Plan and create a transit development plan.
- Strategy 13.3: Support development of an inter-modal truck-to-rail container transfer station.
- Strategy 13.4: Build the new City Water Treatment Plant.
- Strategy 15.4: Maintain Police staffing commensurate with community growth.

During the fiscal year it is anticipated that the City will work on other areas of the Strategic Action Plan that are not anticipated to require specific or significant funding.

Community Strategic Action Plan Items accomplished during FY2016-17 include:

- Strategy 2.1: Create the Lebanon Arts Commission.
- Strategy 3.2: Build Strawberry Plaza (completion by June 2, 2017).
- Strategy 3.8: Restore the Welcome Totem Pole and reinstall at Strawberry Plaza (completion by June 2, 2017).
- Strategy 4.5: Create the Downtown Building Restoration Program.
- Strategy 14.2: Create a Crime Reporting/Tip app to ease crime reporting.
- Strategy 17.2: Establish a coalition of community organizations to define a scope to address poverty and homelessness issues.

We extend our sincere thanks to the Budget Committee members for serving our community by being a part of this vital committee. We earnestly solicit your input as we strive to create a budget that is fiscally responsible while also meeting the Council's goals and the community's needs.

The budget is not only a spending plan, but a policy statement. As such, it outlines the priorities of the City and the Council. It outlines activities, service levels and projects for the coming fiscal year and beyond. Thoughtful participation in the budgeting process helps assure a budget that best reflects the values of the community.

This proposed budget is presented to the City Council, Budget Committee and the community for their review and consideration for the City's operations, services, projects and programs in Fiscal Year 2017/18.

Respectfully submitted,

*Gary B. Marks*

Gary B. Marks  
City Manager

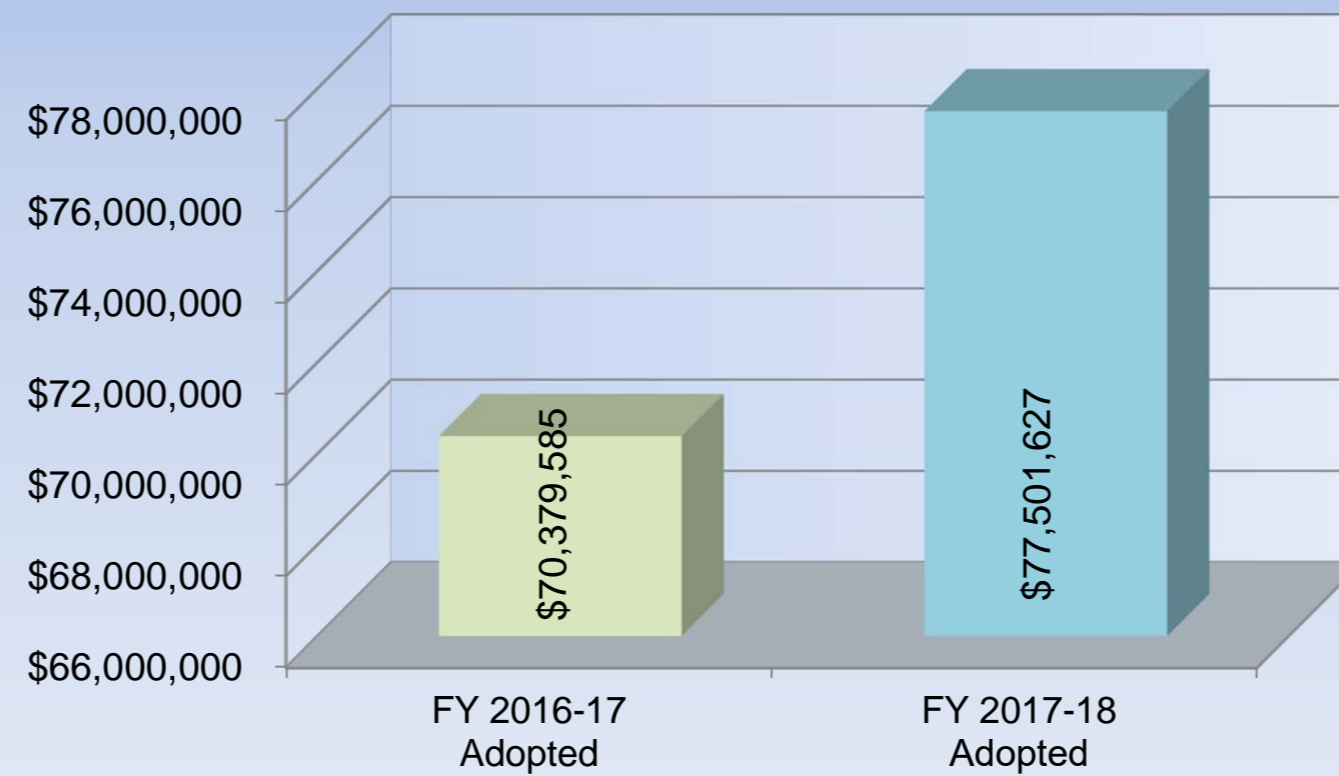
*Dean Baugh*

Dean Baugh  
Finance Director



Copies of this report can be found at: [www.ci.lebanon.or.us](http://www.ci.lebanon.or.us)

### City of Lebanon & URD's Budget Comparson



#### FY 2017-18 Adopted

Personnel Services	\$ 10,721,800	Transfers Out	\$ 7,358,562
Materials & Services	\$ 6,717,979	Contingencies	\$ 6,484,120
Capital Outlay	\$ 40,672,936	Other Financing Uses	\$ -
Debt Service	\$ 5,466,230	Unappropriated	\$ 80,000

#### FY 2016-17 Adopted

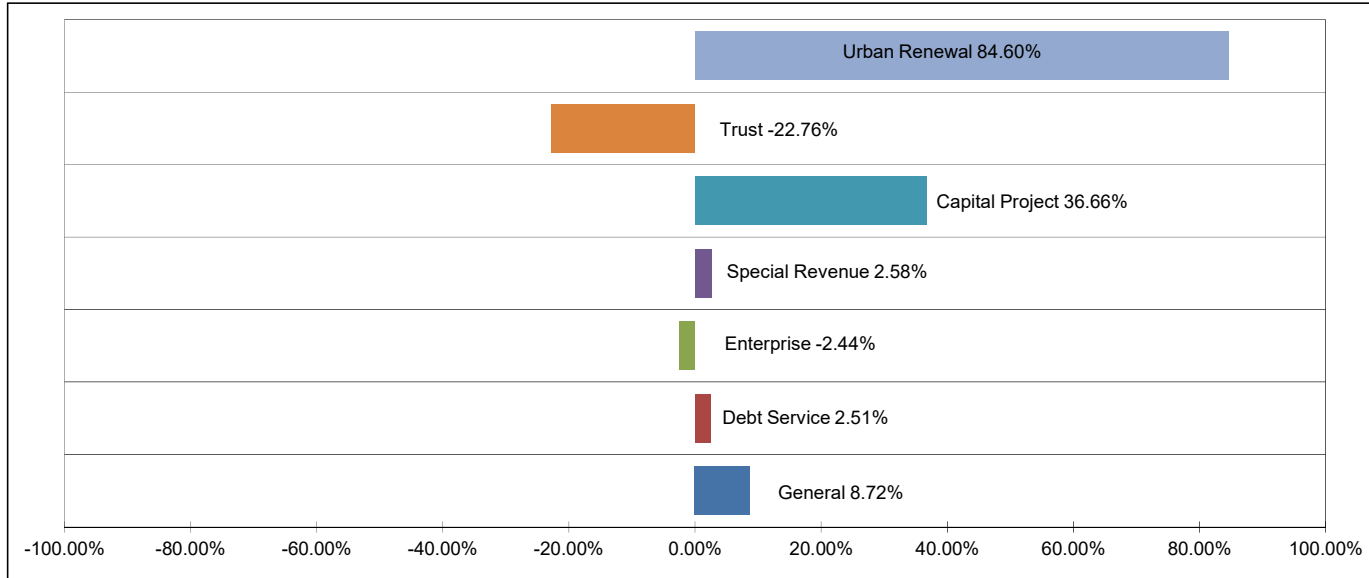
Personnel Services	\$ 9,711,323	Transfers Out	\$ 7,122,389
Materials & Services	\$ 7,011,477	Contingencies	\$ 4,796,414
Capital Outlay	\$ 36,531,835	Other Financing Uses	\$ -
Debt Service	\$ 5,126,147	Unappropriated	\$ 80,000



**FUND TYPE SUMMARY**  
Adopted for the Fiscal Year 2017-18

Fund Type	2016-17		2017-18 Budget			Percent Over(Under)	Percent of Total Budget
	Adopted Budget	Revised Budget	Proposed Budget	Approved Budget	Adopted Budget	2016-17 Revised Budget	
General	\$ 12,021,312	\$ 12,048,612	\$ 13,098,821	\$ 13,098,821	\$ 13,098,821	8.72%	0.1691
Debt Service	3,412,094	3,412,094	3,497,894	3,497,894	3,497,894	2.51%	4.51%
Enterprise	36,609,245	36,609,245	35,716,151	35,716,151	35,716,151	(2.44%)	46.08%
Special Revenue	5,156,401	5,245,450	5,380,936	5,380,936	5,380,936	2.58%	6.94%
Capital Project	8,704,359	8,642,359	11,810,363	11,810,363	11,810,363	36.66%	15.24%
Trust	154,025	154,025	118,962	118,962	118,962	(22.76%)	0.15%
Urban Renewal	4,267,800	4,267,800	7,878,500	7,878,500	7,878,500	84.60%	10.17%
Totals, All Fund Types	\$ 70,325,236	\$ 70,379,585	\$ 77,501,627	\$ 77,501,627	\$ 77,501,627	-10.12%	100.00%

**Percentage Change in the 2017-18 Budget from the 2016-17 Revised Budget**



**CITY OF LEBANON**  
**BUDGET SUMMARY BY FUND TYPE, RESOURCES AND REQUIREMENTS**  
**Adopted for the Fiscal Year 2017-18**

	General	Debt Service	Enterprise	Special Revenue	Capital Projects	Trust	Urban Renewal	Totals
<b>RESOURCES</b>								
Taxes & Assessments	\$ 4,788,608	\$ 1,421,524	\$ -	\$ 280,300	\$ 933,700	\$ -	\$ 2,927,000	\$ 10,351,132
Licenses & Permits	2,139,425	-	-	284,000	-	-	-	2,423,425
Fines & Forfeits	340,500	-	-	-	-	120,900	-	461,400
Intergovernmental	465,000	-	19,500,000	2,489,570	1,299,000	-	-	23,753,570
Charges for Services	600	-	10,615,500	10,500	-	-	-	10,626,600
Miscellaneous	184,100	1,500	121,700	190,650	79,535	-	6,500	583,985
Transfers In	2,980,588	1,975,870	67,350	1,141,498	1,193,256	-	-	7,358,562
Other Sources	2,200,000	99,000	5,411,601	984,418	8,304,872	(1,938)	4,945,000	21,942,953
Internal Charges	-	-	-	-	-	-	-	-
<b>TOTAL RESOURCES</b>	<b>\$ 13,098,821</b>	<b>\$ 3,497,894</b>	<b>\$ 35,716,151</b>	<b>\$ 5,380,936</b>	<b>\$ 11,810,363</b>	<b>\$ 118,962</b>	<b>\$ 7,878,500</b>	<b>\$ 77,501,627</b>

	General	Debt Service	Enterprise	Special Revenue	Capital Projects	Trust	Urban Renewal	Totals
<b>REQUIREMENTS</b>								
Personnel Services	\$ 8,756,874	\$ -	\$ 837,428	\$ 1,127,498	\$ -	\$ -	\$ -	\$ 10,721,800
Materials & Services	1,892,298	-	3,325,284	1,192,041	169,394	118,962	20,000	6,717,979
Capital Outlay	9,900	-	27,123,000	1,381,379	8,708,657	-	3,450,000	40,672,936
Transfers Out	900,420	-	3,434,249	1,148,542	54,596	-	1,817,476	7,355,283
Contingencies	1,402,120	-	318,469	531,476	2,877,716	-	1,357,618	6,487,399
Debt Service	137,209	3,417,894	677,721	-	-	-	1,233,406	5,466,230
Other Financing Use	-	-	-	-	-	-	-	-
Unappropriated	-	80,000	-	-	-	-	-	80,000
<b>TOTAL REQUIREMENTS</b>	<b>\$ 13,098,821</b>	<b>\$ 3,497,894</b>	<b>\$ 35,716,151</b>	<b>\$ 5,380,936</b>	<b>\$ 11,810,363</b>	<b>\$ 118,962</b>	<b>\$ 7,878,500</b>	<b>\$ 77,501,627</b>

	General	Debt Service	Enterprise	Special Revenue	Capital Projects	Trust	Urban Renewal	Totals
<b>FINANCIAL RATIOS</b>								
Taxes and Assessments as percentage of total fund	36.56%	40.64%	0.00%	5.21%	7.91%	0.00%	37.15%	13.36%
Personnel and Materials and Services as a percentage of the total fund budget	81.30%	0.00%	11.65%	43.11%	1.43%	100.00%	0.25%	22.50%
Capital Outlay as percentage of total fund budget	0.08%	0.00%	75.94%	25.67%	73.74%	0.00%	43.79%	52.48%

**City of Lebanon  
Fund Type Summary by Category  
FY18 Adopted Budget**

Category	FY15 Actual	FY16 Actual	FY17		FY18 Adopted Budget	Percent Over/(Under) FY18 Revised Budget	Percent of Fund Budget
			Adopted Budget	Revised Budget			
<b>General Fund</b>							
Taxes & Assessments	\$ 4,070,288	\$ 4,200,375	\$ 4,325,000	\$ 4,325,000	\$ 4,788,608	10.72%	36.56%
Licenses & Permits	2,102,903	2,100,631	2,143,795	2,143,795	2,139,425	(0.20%)	16.33%
Fines & Forfeits	472,039	416,100	458,600	458,600	340,500	(25.75%)	2.60%
Intergovernmental	422,064	415,657	409,000	409,000	465,000	13.69%	3.55%
Charges for Services	2,101	1,502	2,500	2,500	600	(76.00%)	0.00%
Miscellaneous	166,001	235,742	125,000	152,300	184,100	20.88%	1.41%
Transfers In	2,189,789	2,771,647	2,941,237	2,941,237	2,980,588	1.34%	22.75%
Other Sources	899,325	1,736,783	1,616,180	1,616,180	2,200,000	36.12%	16.80%
<b>Total Revenues</b>	<b>\$ 10,324,510</b>	<b>\$ 11,878,437</b>	<b>\$ 12,021,312</b>	<b>\$ 12,048,612</b>	<b>\$ 13,098,821</b>	<b>8.72%</b>	<b>100.00%</b>
Personnel Services	\$ 6,487,129	\$ 7,321,157	\$ 8,114,581	\$ 8,114,581	\$ 8,756,874	7.92%	66.85%
Materials & Services	1,445,859	1,586,354	1,820,921	1,839,874	1,892,298	2.85%	14.45%
Capital Outlay	14,096	31,808	12,800	33,800	9,900	(70.71%)	0.08%
Transfers Out	500,619	639,096	813,192	813,192	900,420	10.73%	6.87%
Contingencies	-	-	1,120,009	1,107,356	1,402,120	26.62%	10.70%
Debt Service	139,608	137,208	139,809	139,809	137,209	(1.86%)	1.05%
Unappropriated	-	-	-	-	-	0.00%	0.00%
<b>Total Expenditures</b>	<b>\$ 8,587,311</b>	<b>\$ 9,715,623</b>	<b>\$ 12,021,312</b>	<b>\$ 12,048,612</b>	<b>\$ 13,098,821</b>	<b>8.72%</b>	<b>100.00%</b>
<b>Debt Service Funds</b>							
Taxes & Assessments	\$ 1,416,696	\$ 1,386,912	\$ 1,256,724	\$ 1,256,724	\$ 1,421,524	13.11%	40.64%
Licenses & Permits	-	-	-	-	-	0.00%	0.00%
Fines & Forfeits	-	-	-	-	-	0.00%	0.00%
Intergovernmental	-	-	-	-	-	0.00%	0.00%
Charges for Services	-	-	-	-	-	0.00%	0.00%
Miscellaneous	9,498	112,644	1,500	1,500.0	1,500	0.00%	0.04%
Transfers In	1,519,573	1,810,932	1,964,211	1,964,211.0	1,975,870	0.59%	56.49%
Other Sources	198,738	209,316	189,659	189,659.0	99,000	(47.80%)	2.83%
Internal Charges	-	-	-	-	-	0.00%	0.00%
<b>Total Revenues</b>	<b>\$ 3,144,937</b>	<b>\$ 3,519,804</b>	<b>\$ 3,412,094</b>	<b>\$ 3,412,094</b>	<b>\$ 3,497,894</b>	<b>2.51%</b>	<b>100.00%</b>
Personnel Services	\$ -	\$ -	\$ -	\$ -	\$ -	0.00%	0.00%
Materials & Services	-	105,650	-	-	-	0.00%	0.00%
Capital Outlay	-	-	-	-	-	0.00%	0.00%
Transfers Out	-	-	-	-	-	0.00%	0.00%
Contingencies	-	-	-	-	-	0.00%	0.00%
Debt Service	2,935,620	3,202,264	3,332,094	3,332,094	3,417,894	2.57%	97.71%
Other Financing Use	-	-	-	-	-	0.00%	0.00%
Unappropriated	-	-	80,000	80,000	80,000	0.00%	2.29%
<b>Total Expenditures</b>	<b>\$ 2,935,620</b>	<b>\$ 3,307,914</b>	<b>\$ 3,412,094</b>	<b>\$ 3,412,094</b>	<b>\$ 3,497,894</b>	<b>2.51%</b>	<b>100.00%</b>

**City of Lebanon  
Fund Type Summary by Category  
FY18 Adopted Budget**

Category	FY15 Actual	FY16 Actual	FY17		FY18 Adopted Budget	Percent Over/(Under) FY18 Revised Budget	Percent of Fund Budget
			Adopted Budget	Revised Budget			
<b>Enterprise Funds</b>							
Taxes & Assessments	\$ 297	\$ 351	\$ -	\$ -	\$ -	0.00%	0.00%
Licenses & Permits	-	-	-	-	-	0.00%	0.00%
Fines & Forfeits	-	-	-	-	-	0.00%	0.00%
Intergovernmental	4,207	-	21,000,000	21,000,000	<b>19,500,000</b>	100.00%	54.60%
Charges for Services	9,938,954	10,395,986	10,360,492	10,360,492	<b>10,615,500</b>	2.46%	29.72%
Miscellaneous	138,404	142,742	109,600	109,600	<b>121,700</b>	11.04%	0.34%
Transfers In	6,123,597	67,676	60,853	60,853	<b>67,350</b>	10.68%	0.19%
Other Sources	3,421,033	5,327,099	5,078,300	5,078,300	<b>5,411,601</b>	6.56%	15.15%
<b>Total Revenues</b>	<b>\$ 19,626,492</b>	<b>\$ 15,933,854</b>	<b>\$ 36,609,245</b>	<b>\$ 36,609,245</b>	<b>\$ 35,716,151</b>	<b>(2.44%)</b>	<b>100.00%</b>
Personnel Services	\$ 594,849	\$ 584,168	\$ 637,994	\$ 637,994	<b>\$ 837,428</b>	31.26%	2.34%
Materials & Services	2,756,335	3,059,164	3,558,780	3,558,780	<b>3,325,284</b>	(6.56%)	9.31%
Capital Outlay	1,467,815	2,981,650	27,740,254	27,740,254	<b>27,123,000</b>	(2.23%)	75.94%
Transfers Out	8,314,683	3,227,155	3,483,652	3,483,652	<b>3,434,249</b>	(1.42%)	9.62%
Contingencies	-	-	514,030	514,030	<b>318,469</b>	(38.04%)	0.89%
Debt Service	1,088,324	831,627	674,535	674,535	<b>677,721</b>	0.47%	1.90%
Unappropriated	-	-	-	-	-	0.00%	0.00%
<b>Total Expenditures</b>	<b>\$ 14,222,006</b>	<b>\$ 10,683,764</b>	<b>\$ 36,609,245</b>	<b>\$ 36,609,245</b>	<b>\$ 35,716,151</b>	<b>(2.44%)</b>	<b>100.00%</b>
<b>Special Revenue Funds</b>							
Taxes & Assessments	\$ 70,850	\$ 205,970	\$ 205,320	\$ 205,320	<b>\$ 280,300</b>	36.52%	5.21%
Licenses & Permits	427,013	529,414	249,200	249,200	<b>284,000</b>	13.96%	5.28%
Fines & Forfeits	-	-	-	-	-	0.00%	0.00%
Intergovernmental	1,458,736	1,659,311	2,271,375	2,354,375	<b>2,489,570</b>	5.74%	46.27%
Charges for Services	7,875	14,646	10,500	10,500	<b>10,500</b>	0.00%	0.20%
Miscellaneous	177,195	219,008	188,400	183,400	<b>190,650</b>	3.95%	3.54%
Transfers In	858,393	916,267	1,071,353	1,309,353	<b>1,141,498</b>	(12.82%)	21.21%
Other Sources	1,267,701	1,079,602	1,160,253	933,302	<b>984,418</b>	5.48%	18.29%
<b>Total Revenues</b>	<b>\$ 4,267,763</b>	<b>\$ 4,624,218</b>	<b>\$ 5,156,401</b>	<b>\$ 5,245,450</b>	<b>\$ 5,380,936</b>	<b>2.58%</b>	<b>100.00%</b>
Personnel Services	\$ 888,874	\$ 864,685	\$ 958,748	\$ 958,748	<b>\$ 1,127,498</b>	17.60%	20.96%
Materials & Services	905,299	1,071,325	1,162,412	1,192,412	<b>1,192,041</b>	(0.03%)	22.15%
Capital Outlay	431,430	542,769	1,435,051	1,586,100	<b>1,381,379</b>	(12.91%)	25.67%
Transfers Out	962,557	928,275	1,037,977	975,977	<b>1,148,542</b>	17.68%	21.34%
Contingencies	-	-	562,213	532,213	<b>531,476</b>	(0.14%)	9.88%
Debt Service	-	-	-	-	-	0.00%	0.00%
Unappropriated	-	-	-	-	-	0.00%	0.00%
<b>Total Expenditures</b>	<b>\$ 3,188,160</b>	<b>\$ 3,407,054</b>	<b>\$ 5,156,401</b>	<b>\$ 5,245,450</b>	<b>\$ 5,380,936</b>	<b>2.58%</b>	<b>100.00%</b>

**City of Lebanon  
Fund Type Summary by Category  
FY18 Adopted Budget**

Category	FY15 Actual	FY16 Actual	FY17		FY18 Adopted Budget	Percent Over/(Under) FY18 Revised Budget	Percent of Fund Budget
			Adopted Budget	Revised Budget			
<b>Special Assessment Funds</b>							
Taxes & Assessments	\$ -	\$ -	\$ -	\$ -	\$ -	0.00%	0.00%
Licenses & Permits	-	-	-	-	-	0.00%	0.00%
Fines & Forfeits	-	-	-	-	-	0.00%	0.00%
Intergovernmental	-	-	-	-	-	0.00%	0.00%
Charges for Services	-	-	-	-	-	0.00%	0.00%
Miscellaneous	-	-	-	-	-	0.00%	0.00%
Transfers In	-	-	-	-	-	0.00%	0.00%
Other Sources	-	-	-	-	-	0.00%	0.00%
<b>Total Revenues</b>	<b>\$ -</b>	<b>\$ -</b>	<b>\$ -</b>	<b>\$ -</b>	<b>\$ -</b>	<b>#DIV/0!</b>	<b>0.00%</b>
Personnel Services	\$ -	\$ -	\$ -	\$ -	\$ -	0.00%	0.00%
Materials & Services	-	-	-	-	-	0.00%	0.00%
Capital Outlay	-	-	-	-	-	0.00%	0.00%
Transfers Out	-	-	-	-	-	0.00%	0.00%
Contingencies	-	-	-	-	-	0.00%	0.00%
Debt Service	-	-	-	-	-	0.00%	0.00%
Unappropriated	-	-	-	-	-	0.00%	0.00%
<b>Total Expenditures</b>	<b>\$ -</b>	<b>\$ -</b>	<b>\$ -</b>	<b>\$ -</b>	<b>\$ -</b>	<b>#DIV/0!</b>	<b>0.00%</b>
<b>Capital Project Funds</b>							
Taxes & Assessments	\$ 369,763	\$ 1,689,314	\$ 367,095	\$ 367,095	\$ 933,700	154.35%	7.91%
Licenses & Permits	-	-	-	-	-	0.00%	0.00%
Fines & Forfeits	-	-	-	-	-	0.00%	0.00%
Intergovernmental	325,979	21,582	1,241,000	1,241,000	1,299,000	4.67%	11.00%
Charges for Services	-	-	-	-	-	0.00%	0.00%
Miscellaneous	92,145	122,283	97,680	97,680	79,535	(18.58%)	0.67%
Transfers In	638,643	515,080	908,735	846,735	1,193,256	40.92%	10.10%
Other Sources	5,797,118	6,010,587	6,089,849	6,089,849	8,304,872	36.37%	70.32%
Internal Charges	-	-	-	-	-	0.00%	0.00%
<b>Total Revenues</b>	<b>\$ 7,223,648</b>	<b>\$ 8,358,846</b>	<b>\$ 8,704,359</b>	<b>\$ 8,642,359</b>	<b>\$ 11,810,363</b>	<b>36.66%</b>	<b>100.00%</b>
Personnel Services	\$ -	\$ -	\$ -	\$ -	\$ -	0.00%	0.00%
Materials & Services	104,595	71,732	159,675	159,675	169,394	6.09%	1.43%
Capital Outlay	766,893	660,441	6,084,679	5,909,679	8,708,657	47.36%	73.74%
Transfers Out	41,896	44,640	51,002	289,002	54,596	(81.11%)	0.46%
Contingencies	-	-	2,409,003	2,284,003	2,877,716	25.99%	24.37%
Debt Service	-	-	-	-	-	0.00%	0.00%
Unappropriated	-	-	-	-	-	0.00%	0.00%
<b>Total Expenditures</b>	<b>\$ 913,384</b>	<b>\$ 776,813</b>	<b>\$ 8,704,359</b>	<b>\$ 8,642,359</b>	<b>\$ 11,810,363</b>	<b>36.66%</b>	<b>100.00%</b>

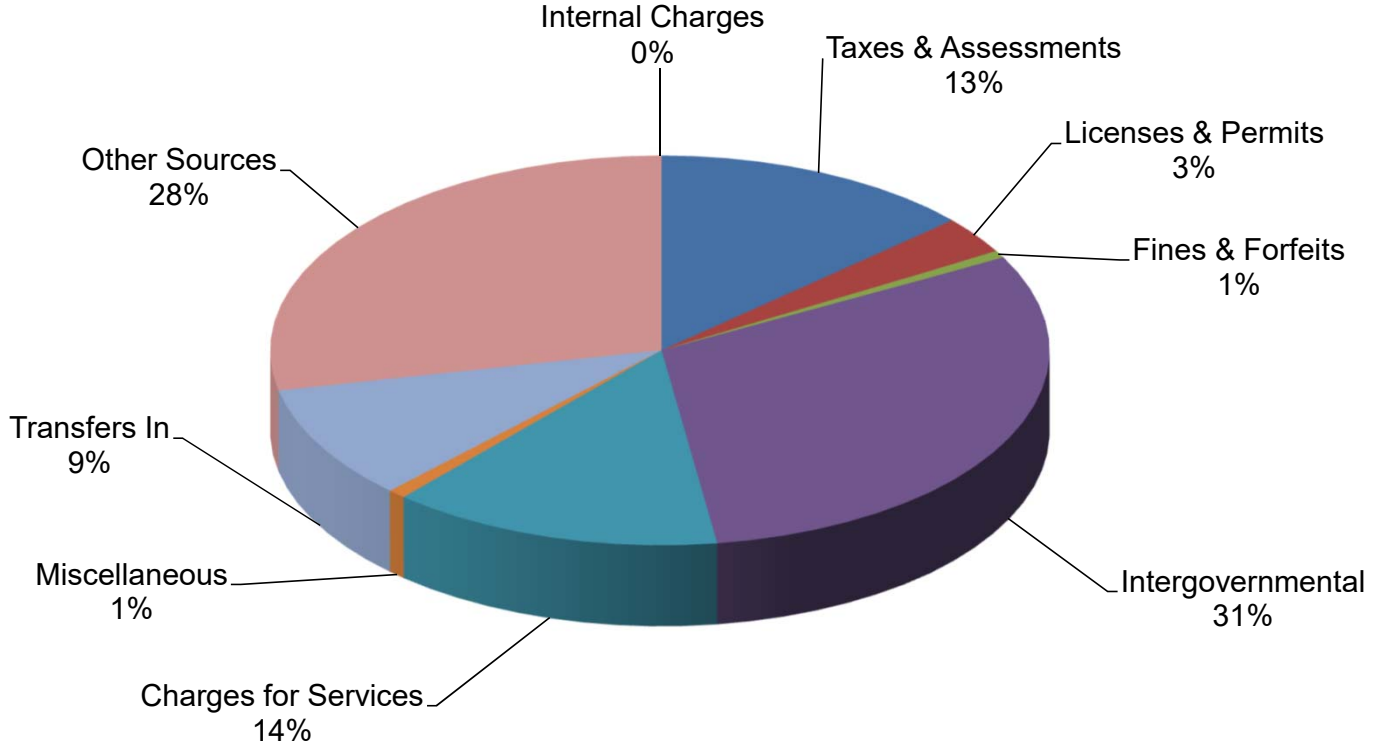
**City of Lebanon  
Fund Type Summary by Category  
FY18 Adopted Budget**

Category	FY15 Actual	FY16 Actual	FY17		FY18 Adopted Budget	Percent Over/(Under) FY18 Revised Budget	Percent of Fund Budget
			Adopted Budget	Revised Budget			
<b>Trust Funds</b>							
Taxes & Assessments	\$ -	\$ -	\$ -	\$ -	\$ -	0.00%	0.00%
Licenses & Permits	-	-	-	-	-	0.00%	0.00%
Fines & Forfeits	133,214	115,251	149,925	149,925	<b>120,900</b>	(19.36%)	101.63%
Intergovernmental	-	-	-	-	-	0.00%	0.00%
Charges for Services	-	-	-	-	-	0.00%	0.00%
Miscellaneous	-	-	-	-	-	0.00%	0.00%
Transfers In	-	-	-	-	-	0.00%	0.00%
Other Sources	(1,499)	(225)	4,100	4,100	<b>(1,938)</b>	100.00%	(1.63%)
<b>Total Revenues</b>	<b>\$ 131,715</b>	<b>\$ 115,026</b>	<b>\$ 154,025</b>	<b>\$ 154,025</b>	<b>\$ 118,962</b>	<b>(22.76%)</b>	<b>100.00%</b>
Personnel Services	\$ -	\$ -	\$ -	\$ -	\$ -	0.00%	0.00%
Materials & Services	127,567	116,964	154,025	154,025	<b>118,962</b>	(22.76%)	100.00%
Capital Outlay	-	-	-	-	-	0.00%	0.00%
Transfers Out	-	-	-	-	-	0.00%	0.00%
Contingencies	-	-	-	-	-	0.00%	0.00%
Debt Service	-	-	-	-	-	0.00%	0.00%
Unappropriated	-	-	-	-	-	0.00%	0.00%
<b>Total Expenditures</b>	<b>\$ 127,567</b>	<b>\$ 116,964</b>	<b>\$ 154,025</b>	<b>\$ 154,025</b>	<b>\$ 118,962</b>	<b>(22.76%)</b>	<b>100.00%</b>
<b>Total: City Budget</b>							
Taxes & Assessments	\$ 5,927,894	\$ 7,482,922	\$ 6,154,139	\$ 6,154,139	<b>\$ 7,424,132</b>	20.64%	10.67%
Licenses & Permits	2,529,916	2,630,045	2,392,995	2,392,995	<b>2,423,425</b>	1.27%	3.48%
Fines & Forfeits	605,253	531,351	608,525	608,525	<b>461,400</b>	(24.18%)	0.66%
Intergovernmental	2,210,986	2,096,550	24,921,375	25,004,375	<b>23,753,570</b>	(5.00%)	34.12%
Charges for Services	9,948,930	10,412,134	10,373,492	10,373,492	<b>10,626,600</b>	2.44%	15.26%
Miscellaneous	583,243	832,419	522,180	544,480	<b>577,485</b>	6.06%	0.83%
Transfers In	11,329,995	6,081,602	6,946,389	7,122,389	<b>7,358,562</b>	3.32%	10.57%
Other Sources	11,582,416	14,363,162	14,138,341	13,911,390	<b>16,997,953</b>	22.19%	24.41%
Internal Charges	-	-	-	-	-	0.00%	0.00%
<b>Total Revenues</b>	<b>\$ 44,718,633</b>	<b>\$ 44,430,185</b>	<b>\$ 66,057,436</b>	<b>\$ 66,111,785</b>	<b>\$ 69,623,127</b>	<b>5.31%</b>	<b>100.00%</b>
Personnel Services	\$ 7,970,852	\$ 8,770,010	\$ 9,711,323	\$ 9,711,323	<b>\$ 10,721,800</b>	10.41%	15.41%
Materials & Services	5,339,655	6,011,189	6,855,813	6,904,766	<b>6,697,979</b>	(2.99%)	9.62%
Capital Outlay	2,680,234	4,216,668	35,272,784	35,269,833	<b>37,222,936</b>	5.54%	53.46%
Transfers Out	9,819,755	4,839,166	5,385,823	5,561,823	<b>5,537,807</b>	(0.43%)	7.95%
Contingencies	-	-	4,605,255	4,437,602	<b>5,129,781</b>	15.60%	7.37%
Debt Service	4,163,552	4,171,099	4,146,438	4,146,438	<b>4,232,824</b>	2.08%	6.08%
Other Financing Use	-	-	-	-	-	0.00%	0.00%
Unappropriated	-	-	80,000	80,000	<b>80,000</b>	0.00%	0.11%
<b>Total Expenditures</b>	<b>\$ 29,974,048</b>	<b>\$ 28,008,132</b>	<b>\$ 66,057,436</b>	<b>\$ 66,111,785</b>	<b>\$ 69,623,127</b>	<b>5.31%</b>	<b>100.00%</b>

**City of Lebanon  
Fund Type Summary by Category  
FY18 Adopted Budget**

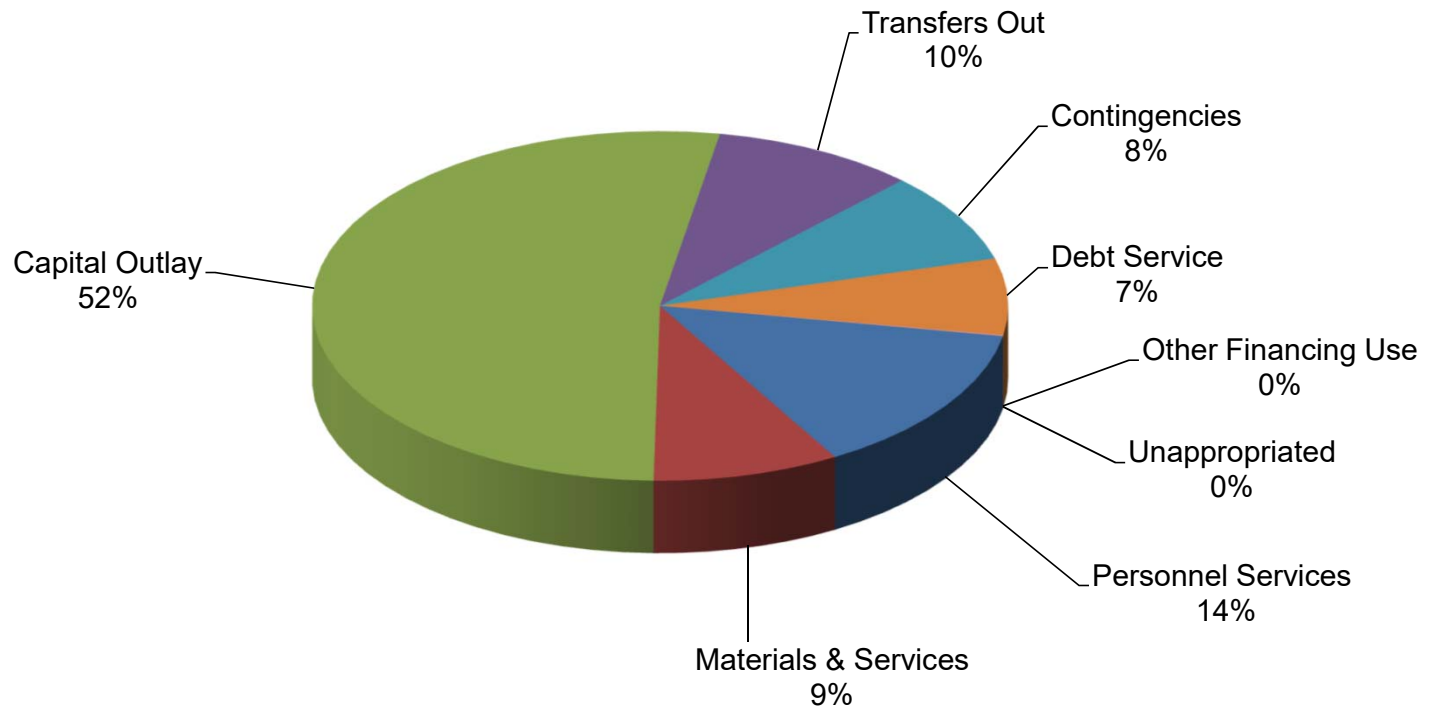
Category	FY15 Actual	FY16 Actual	FY17		FY18 Adopted Budget	Percent Over/(Under) FY18 Revised Budget	Percent of Fund Budget
			Adopted Budget	Revised Budget			
<b>Urban Renewal Funds</b>							
Taxes & Assessments	\$ 3,232,489	\$ 3,424,968	\$ 3,371,000	\$ 3,371,000	\$ 2,927,000	(13.17%)	37.15%
Licenses & Permits	-	-	-	-	-	0.00%	0.00%
Fines & Forfeits	-	-	-	-	-	0.00%	0.00%
Intergovernmental	-	-	-	-	-	0.00%	0.00%
Charges for Services	-	-	-	-	-	0.00%	0.00%
Miscellaneous	17,223	42,941	5,800	5,800	6,500	12.07%	0.08%
Transfers In	932,246	-	-	-	-	0.00%	0.00%
Other Sources	3,232,911	3,699,505	891,000	891,000	4,945,000	454.99%	62.77%
<b>Total Revenues</b>	<b>\$ 7,414,869</b>	<b>\$ 7,167,414</b>	<b>\$ 4,267,800</b>	<b>\$ 4,267,800</b>	<b>\$ 7,878,500</b>	<b>84.60%</b>	<b>100.00%</b>
Personnel Services	\$ 1,515	\$ -	\$ -	\$ -	\$ -	0.00%	0.00%
Materials & Services	172,188	1,245,489	106,711	106,711	20,000	(81.26%)	0.25%
Capital Outlay	1,019,179	2,437,080	1,262,002	1,262,002	3,450,000	173.38%	43.79%
Transfers Out	2,442,004	1,242,436	1,560,566	1,560,566	1,820,755	16.67%	23.11%
Contingencies	-	-	358,812	358,812	1,354,339	277.45%	17.19%
Debt Service	788,200	1,020,788	979,709	979,709	1,233,406	25.90%	15.66%
Unappropriated	-	-	-	-	-	0.00%	0.00%
<b>Total Expenditures</b>	<b>\$ 4,423,086</b>	<b>\$ 5,945,793</b>	<b>\$ 4,267,800</b>	<b>\$ 4,267,800</b>	<b>\$ 7,878,500</b>	<b>84.60%</b>	<b>100.00%</b>
<b>Total: All Funds and Urban Renewal</b>							
Taxes & Assessments	\$ 9,160,383	\$ 10,907,890	\$ 9,525,139	\$ 9,525,139	\$ 10,351,132	8.67%	13.36%
Licenses & Permits	2,529,916	2,630,045	2,392,995	2,392,995	2,423,425	1.27%	3.13%
Fines & Forfeits	605,253	531,351	608,525	608,525	461,400	(24.18%)	0.60%
Intergovernmental	2,210,986	2,096,550	24,921,375	25,004,375	23,753,570	(5.00%)	30.65%
Charges for Services	9,948,930	10,412,134	10,373,492	10,373,492	10,626,600	2.44%	13.71%
Miscellaneous	600,466	875,360	527,980	550,280	583,985	6.13%	0.75%
Transfers In	12,262,241	6,081,602	6,946,389	7,122,389	7,358,562	3.32%	9.49%
Other Sources	14,815,327	18,062,667	15,029,341	14,802,390	21,942,953	48.24%	28.31%
Internal Charges	-	-	-	-	-	0.00%	0.00%
<b>Total Revenues</b>	<b>\$ 52,133,502</b>	<b>\$ 51,597,599</b>	<b>\$ 70,325,236</b>	<b>\$ 70,379,585</b>	<b>\$ 77,501,627</b>	<b>10.12%</b>	<b>100.00%</b>
Personnel Services	\$ 7,972,367	\$ 8,770,010	\$ 9,711,323	\$ 9,711,323	\$ 10,721,800	10.41%	13.84%
Materials & Services	5,511,843	7,256,678	6,962,524	7,011,477	6,717,979	(4.19%)	8.67%
Capital Outlay	3,699,413	6,653,748	36,534,786	36,531,835	40,672,936	11.34%	52.48%
Transfers Out	12,261,759	6,081,602	6,946,389	7,122,389	7,358,562	3.32%	9.49%
Contingencies	-	-	4,964,067	4,796,414	6,484,120	35.19%	8.37%
Debt Service	4,951,752	5,191,887	5,126,147	5,126,147	5,466,230	6.63%	7.05%
Other Financing Use	-	-	-	-	-	0.00%	0.00%
Unappropriated	-	-	80,000	80,000	80,000	0.00%	0.10%
<b>Total Expenditures</b>	<b>\$ 34,397,134</b>	<b>\$ 33,953,925</b>	<b>\$ 70,325,236</b>	<b>\$ 70,379,585</b>	<b>\$ 77,501,627</b>	<b>10.12%</b>	<b>100.00%</b>

### City of Lebanon & URD's FY2017/18 Budget by Revenue Category





### City of Lebanon & URD's FY2017/18 Budget by Expense Category



Balance at 6/30	2017	2018	2019	2020	2021	2022	2023	2024	2025
Water Fund	25,095,000	24,895,000	24,680,000	24,460,000	24,235,000	24,000,000	24,000,000	24,000,000	24,000,000
Sewer Fund	7,722,570	6,649,287	5,549,727	4,413,852	3,756,623	3,073,000	2,767,942	2,451,407	2,123,351
URD's	13,926,274	12,984,090	12,001,018	10,977,024	9,902,040	8,776,006	7,608,866	6,390,573	5,106,063
General Fund	16,031,268	14,974,255	13,826,315	12,594,334	11,203,312	9,716,649	8,104,153	6,340,782	4,691,677
Total Debt Service	62,775,112	59,502,632	56,057,060	52,445,210	49,096,975	45,565,655	42,480,961	39,182,762	35,921,091

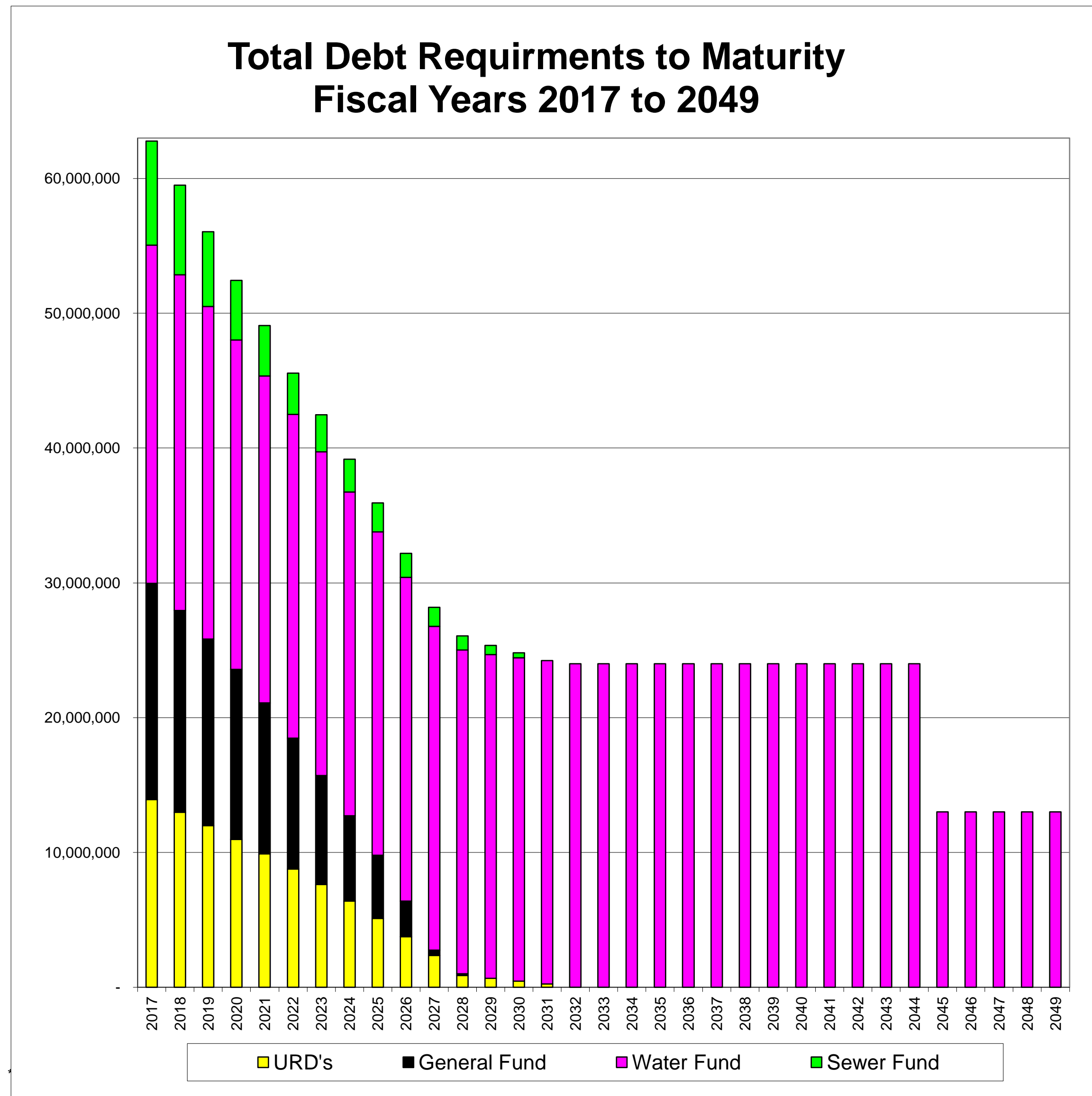
	2026	2027	2028	2029	2030	2031	2032	2033	2034
Water Fund	24,000,000	24,000,000	24,000,000	24,000,000	24,000,000	24,000,000	24,000,000	24,000,000	24,000,000
Sewer Fund	1,783,728	1,427,493	1,059,598	680,000	345,000	-	-	-	-
URD's	3,760,262	2,353,113	879,558	674,535	457,979	234,824	-	-	-
General Fund	2,641,616	410,502	133,333	-	-	-	-	-	-
Total Debt Service	32,185,606	28,191,108	26,072,489	25,354,535	24,802,979	24,234,824	24,000,000	24,000,000	24,000,000

	2035	2036	2037	2038	2039	2040	2041	2042	2043
Water Fund	24,000,000	24,000,000	24,000,000	24,000,000	24,000,000	24,000,000	24,000,000	24,000,000	24,000,000
Total Debt Service	24,000,000	24,000,000	24,000,000	24,000,000	24,000,000	24,000,000	24,000,000	24,000,000	24,000,000

	2044	2045	2046	2047	2048	2049
Water Fund	24,000,000	13,000,000	13,000,000	13,000,000	13,000,000	13,000,000
Total Debt Service	24,000,000	13,000,000	13,000,000	13,000,000	13,000,000	13,000,000



Schedule of 2017-18 Adopted Budget Interfund Transfers

Purpose	Acct Number	Description	Revenue	Expense
To provide funding for salaries. Salaries are posted to a home department to make the compensation budget more transparent. There is an FTE allocation chart included in the budget to detail how the position funding is allocated.	100-000-49000	Trans In Sal/Ben funding	2,667,203	
	430-000-49000	Trans In Sal/Ben funding-470	4,806	
	470-000-49000	Trans In Sal/Ben funding-450	62,544	
	542-000-49000	Trans In Sal/Ben funding-540	104,626	
	558-000-49000	Trans In Sal/Ben funding-815	12,642	
	430-430-90011	To General Fund-Sal/Ben		786,138
	450-450-90011	To General Fund-Sal/Ben		133,560
	450-450-90181	To Wastewater-Sal/Ben		62,544
	470-470-90011	To General Fund-Sal/Ben		735,749
	470-470-90180	To Water-Sal/Ben		4,806
	527-527-90011	To General Fund-Sal/Ben		170,271
	533-533-90011	To General Fund-Sal/Ben		22,920
	540-540-90182	To IS Sal/Ben		104,626
	542-542-90011	To General Fund-Sal/Ben		26,936
	545-545-90011	To General Fund-Sal/Ben		6,535
	555-555-90011	To General Fund-Sal/Ben		64,097
	558-558-90011	To General Fund-Sal/Ben		245,535
	564-564-90011	To General Fund-Sal/Ben		89,255
	569-569-90011	To General Fund-Sal/Ben		8,621
	815-815-90183	To Street Fund-Sal/Ben		12,642
	852-852-90011	To General Fund-Sal/Ben		8,391
	862-862-90011	To General Fund-Sal/Ben		8,391
	872-872-90011	To General Fund-Sal/Ben		8,391
	882-882-90011	To General Fund-Sal/Ben		8,391
	892-892-90011	To General Fund-Sal/Ben		8,390
925-925-90011	To General Fund-Sal/Ben		90,598	
935-935-90011	To General Fund-Sal/Ben		122,114	
940-940-90011	To General Fund-Sal/Ben		122,920	
Administrative costs charged for the collection of the Motel Tax.	100-000-49030	From Motel Tax	45,000	
	510-510-90005	To General Fund-Admin/Econ Cost		45,000

Schedule of 2017-18 Adopted Budget Interfund Transfers				
Purpose	Acct Number	Description	Revenue	Expense
To provide funding for materials and services. Materials and services are posted to a home department to make the materials and services budget more transparent.	100-000-49001	Trans In Mat exp funding	268,385	
	430-430-90010	To General Fund		88,542
	450-450-90010	To General Fund		7,798
	470-470-90010	To General Fund		88,972
	527-527-90010	To General Fund		28,856
	558-558-90010	To General Fund		7,052
	569-569-90010	To General Fund		1,198
	925-925-90010	To General Fund		20,145
	935-935-90010	To General Fund		11,645
	940-940-90010	To General Fund		14,177
To provide funds to pay Full Faith and Credit Bond debt service. (FFC2015)	314-000-49030	From Wastewater - 470	403,900	
	470-470-90017	To Waste Water Bonds-314		403,900
To provide funds to pay Full Faith and Credit Bond debt service. (FFC2013)	317-000-49022	From Water - 430	241,450	
	317-000-49025	From Wastewater - 470	275,600	
	317-000-49098	From Northwest URD - 925	852,650	
	430-430-90017	To Water Bonds-317		241,450
	470-470-90017	To Waste Water Bonds-317		275,600
	925-925-90017	To URD Bonds-317		852,650
To provide funding for PERS bond payment.	320-000-49030	Transfer in-PERS Bond	202,270	
	100-195-90030	Transfer to PERS Bond-320		128,501
	430-430-90030	Transfer to PERS Bond-320		25,459
	470-470-90030	Transfer to PERS Bond-320		23,143
	542-542-90030	Transfer to PERS Bond-320		7,934
	545-545-90030	Transfer to PERS Bond-320		1,623
	558-558-90030	Transfer to PERS Bond-320		11,745
	569-569-90030	Transfer to PERS Bond-320		3,865

**Schedule of 2017-18 Adopted Budget Interfund Transfers**

Purpose	Acct Number	Description	Revenue	Expense
To provide funds to maintain computer based maps and data of the City's infrastructure. The transfer total is \$156,100.	540-000-49022	From Water Fund-430	35,000	
	540-000-49023	From Stormdrain-450	11,058	
	540-000-49025	From W Water Fund-470	44,148	
	540-000-49050	To Building Fund-527	8,000	
	430-430-90025	To GIS-540		35,000
	450-450-90025	To GIS-540		11,058
	470-470-90025	To GIS-540		44,148
	527-527-90025	To GIS-540		8,000
To provide funds for the management and implementation of the computer network and telecommunications systems, including equipment replacement reserve. The transfer total is \$566,471.	542-000-49010	From General Fund	422,418	
	542-000-49022	From Water Fund-430	75,080	
	542-000-49025	From W Water Fund-470	58,395	
	542-000-49029	From Dial-A-Bus-569	3,855	
	542-000-49033	From Eng Dev Review-555	5,005	
	542-000-49046	From Streets Fund-558, 559, 815	18,353	
	542-000-49047	From Storm Drain-450	10,011	
	542-000-49048	From Custodial & Bldg Maint-545	3,741	
	542-000-49050	From Bldg Inspect-527	26,722	
	542-000-49098	From NW Urban Renewal-925	14,000	
	542-000-49170	From Cheadle Lake URD-935	-	
	542-000-49175	From Gateway URD-940	4,500	
	100-195-90027	To Info System Service-542		422,418
	527-527-90027	To Info System Service-542		26,722
	545-545-90027	To Info System Service-542		3,741
	555-555-90027	To Info System Service-542		5,005
	430-430-90027	To Info System Service-542		75,080
	450-450-90027	To Info System Service-542		10,011
	470-470-90027	To Info System Service-542		58,395
	558-558-90027	To Info System Service-542		18,353
	569-569-90027	To Info System Service-542		3,855
	925-925-90027	To Info System Service-542		14,000
	935-935-90027	To Info System Service-542		-
940-940-90027	To Info System Service-542		4,500	

**Schedule of 2017-18 Adopted Budget Interfund Transfers**

Purpose	Acct Number	Description	Revenue	Expense
To provide funds for the cleaning and light maintenance of all city facilities, as well as coordinating the sanitary supplies and inventory. The transfer total is \$160,740.	545-000-49010	From General Fund	91,984	
	545-000-49022	From Water Fund-430	7,358	
	545-000-49025	From W Water Fund-470	6,472	
	545-000-49029	From Dial-A-Bus-569	2,704	
	545-000-49032	From GIS-540	638	
	545-000-49033	From Eng Dev Review-555	343	
	545-000-49038	From Info Sys-542	1,961	
	545-000-49046	From Streets Fund-558, 559, 815	2,956	
	545-000-49047	From Storm Drain-450	1,032	
	545-000-49050	From Bldg Inspect-527	1,428	
	100-195-90028	To Custodial & Bldg Maint		91,984
	527-527-90028	To Custodial & Bldg Maint		1,428
	540-540-90028	To Custodial & Bldg Maint		638
	542-542-90028	To Custodial & Bldg Maint		1,961
	555-555-90028	To Custodial & Bldg Maint		343
	430-430-90028	To Custodial & Bldg Maint-545		7,358
	450-450-90028	To Custodial & Bldg Maint-545		1,032
	470-470-90028	To Custodial & Bldg Maint-545		6,472
	558-558-90028	To Custodial & Bldg Maint-545		2,956
	569-569-90028	To Custodial & Bldg Maint-545		2,704
To provide funds to pay General fund portion of Electrician	545-000-49000	From General Fund-100	122,068	
	100-195-90184	To Custodial & Bldg Maint-545		30,517
	430-430-90184	To Custodial & Bldg Maint-545		30,517
	470-470-90184	To Custodial & Bldg Maint-545		30,517
	558-558-90184	To Custodial & Bldg Maint-545		30,517
To provide funds to Street fund street lights	558-000-49010	From General Fund-100	45,000	
	100-195-90183	To Streets-558		45,000

Schedule of 2017-18 Adopted Budget Interfund Transfers				
Purpose	Acct Number	Description	Revenue	Expense
To set funds aside for equipment acquisition and replacement. In this way, equipment replacement costs are more evenly distributed over future years.	820-000-49010	From General Fund	127,000	
	820-000-49022	From Water Fund-430	112,000	
	820-000-49025	From W Water Fund-470	90,000	
	820-000-49038	From Info Sys-542	69,250	
	820-000-49046	From Streets Fund-558	65,000	
	820-000-49047	From Stormdrain Fund-450	45,000	
	100-133-90105	To Eqpt Acq & Rep Fund		75,000
	100-165-90105	To Eqpt Acq & Rep Fund		12,000
	100-180-90105	To Eqpt Acq & Rep Fund-820		20,000
	100-190-90105	To Eqpt Acq & Rep Fund		10,000
	100-195-90105	To Eqpt Acq & Rep Fund		10,000
	450-450-90105	To Eqpt Acq & Rep Fund		45,000
	542-542-90105	To Eqpt Acq & Rep Fund		69,250
	430-430-90105	To Eqpt Acq & Rep Fund-820		112,000
	470-470-90105	To Eqpt Acq & Rep Fund-820		90,000
	558-558-90105	To Eqpt Acq & Rep Fund-820		65,000
To provide funds for street upgrade survey-840	840-000-49010	From General Fund-100	55,000	
	100-195-90183	To Streets-558		55,000
To reimburse SDC fund for charges waived under SHS economic agreements	852-000-49175	From North Gateway Leb URD-940	51,865	
	940-940-90145	To SDC-Drainge-852		51,865
To reimburse SDC fund for Short term loan for Strawberry Plaza	862-000-49030	Motel Tax (VIP) fund	62,000	
	510-510-90147	To SDC-Parks-862		62,000
To reimburse SDC fund for charges waived under SHS economic agreements	862-000-49175	From North Gateway Leb URD-940	22,772	
	940-940-90147	To SDC-Parks-862		22,772
To reimburse SDC fund for charges waived under SHS economic agreements	872-000-49175	From North Gateway Leb URD-940	408,475	
	940-940-90149	To SDC-Wastewater-872		408,475

Schedule of 2017-18 Adopted Budget Interfund Transfers

Purpose	Acct Number	Description	Revenue	Expense
To reimburse SDC fund for charges waived under SHS economic agreements	882-000-49175	From North Gateway Leb URD-940	27,544	
	940-940-90151	To SDC-Streets-882		27,544
To reimburse SDC fund for charges waived under Lowes and Pace America economic agreements	882-000-49175	From North Gateway Leb URD-940	57,350	
	940-940-90152	To SDC-Water-892		57,350
			7,358,562	7,358,562





**Copies of this report can be found at: [www.ci.lebanon.or.us](http://www.ci.lebanon.or.us)**

## **CITY OF LEBANON 2017-18 BUDGET PROCESS**

The City of Lebanon's budget process is driven primarily by four components: 1) revenue forecast, 2) Council goals, 3) department objectives, 4) Oregon Local Budget Law as set out in Chapter 294 of the Oregon Revised Statutes. Under this law, annual budgeting is required and very specific steps are laid out to encourage maximum citizen participation. The budget must be adopted prior to July 1, so that the City will have spending authority when the new fiscal year begins on that date.

For the City of Lebanon, the process of putting the document together begins in January, when the budget calendar is prepared. Departments, under the guidance of the department director or program manager, prepare their budgets that they submit to the City Manager for final discussion and approval.

The proposed budget goes first to the Budget Committee, which is made up of six community members, the City Council, and the Mayor. The committee meets publicly to discuss the budget, make changes if needed, and approve it. Copies of the budget are made available to the public, after they have been submitted to the Budget Committee. The committee approves a tax rate and any bond levy amount needed.

Once the budget is approved by the Committee, a summary is published in the newspaper and on the city's website. Public hearings are held at a City Council meeting. At the final Council meeting in June, the budget is adopted by the City Council. At this meeting, any proposed changes from the approved budget are explained and the Council makes any additional changes it wishes. All changes are subject to Oregon Budget Law which requires that no fund may be increased more than 10% from the approved budget, though it may be decreased without limitation.

Much of the planning for the budget, especially the utilities and construction, has been going on for some time and has a longer time frame than one year. Long range master plans for water, wastewater, storm drainage, transportation, sidewalks and parks are complete and being implemented. These plans have been prepared by engineers and economists with the assistance of city staff. They are then reviewed by a committee of citizens and City Council members, which make recommendations of priorities to the Council. The City Council then makes the final decision which is passed to staff for implementation through the budget.

For other parts of the budget, especially the General fund which includes many of the services most typical for a city, such as Administration, Parks, Library, Police, Senior Services, Planning, Municipal Court, and Financial Management, the City Council and the Budget Committee set priorities and the priorities are implemented by staff.

After adoption, the budget may be changed but only due to unforeseen occurrences. There are two processes which may be used. The first, by resolution or ordinance, is allowed only for very specific situations. The second, a supplemental budget, requires public hearings and newspaper and website publications, but allows changes for a broader spectrum of circumstances. Both methods must be passed by a majority vote of the City Council.

There is one final step of the budget process that happens after the year has ended. As part of the annual audit, which is also required by state law, compliance with the budget is examined and any exceptions are stated in the notes to the financial statements.

The City of Lebanon and the three Urban Renewal District's total seven funds divided into 70 different accounting departments or divisions. The City of Lebanon budget is very similar to a corporate conglomerate that provides services but also has three major subsidiaries providing utility services and construction projects.

In FY 2015-16 Water, Wastewater and Northwest URD were reorganized to eliminate interfund transfers, in the FY 2015-16 budget over six million in interfund transfers were eliminated in these three funds.

In FY 2011-12 the City adjusted the method of budgeting for employee compensations. Each employee's salary and benefits were moved to a home department making the budget more transparent as to what each department's compensation cost are. Example in the FY2010-11 budget an employee's salary may have been budgeted between 5 or 6 different departments. In the FY2011-12 budget that same employee would be charged to one department and funds would be transferred to cover the compensation cost based on the FTE allocation.

In FY 2012-13 the City adjusted the method of budgeting for General Fund administrative charges from other funds. Expenses will be budgeted in the General Fund as an expense with a corresponding transfer in from other funds to cover the expenses.

## Lebanon Budget Calendar for FY 2017-18 (updated 11/17/16)

Dec 1	City Clerk's Office reviews Budget Committee terms and advertises accordingly.
Dec 7	Email Dean with a copy to Gary any FTE and personnel change request for FY17-18
Jan 3	Dean/Tina input six month payroll projections to year end, to be completed by January 6th.
Jan 8	Departments to fill in expense estimates to FY16-17 year end and enter FY17-18 proposed budget request on the FY17-18 Budget spreadsheet. Complete by January 31.
Jan 31	Due date for Departments to enter the current year budget estimates to year end and proposed budget request.
Feb 3	Custodial Services & IS FY17-18 proposed amounts entered so transfers may be calculated.
Feb 3	FY17-18 Salary Projection prepared and entered in Budget spreadsheet. Dean enters major fund revenues for FY17-18
Feb 10	Departments revise Excel budget proposal spreadsheet with revised estimates to FY15-16 year end and updated "Proposed" column for FY16-17 amounts.
Feb 17	Directors notify Dean/Tina by 5:00 p.m. that they have updated their FY17-18 detail and narratives. Dean enters Finance detail & narrative changes for Water, Wastewater, Streets, and URD budgets.
Feb 22	Council goal setting session -Noon
Mar 13	Dean submits budget computer sheets to Gary by 5:00 p.m.
Mar 21- Mar 23	Directors have budget meetings with Dean and Gary. Adjustments per Council goal setting session
Apr 7	Dean enters any changes from budget meetings with City Manager, and rebalances budget.
Apr 13	Departments Narratives & Detail sheets are completed. Must agree with/match the Apr 8 budget proposal (see above).
Apr 14	All Departments updated charts/graphs due. These should all be saved in the "L:\budget\2017-18\Charts Graphs Misc" Folder. Dean updates Budget Comparison, Total Revenue & General fund Expenditures charts.
Apr 19	Gary prepares Budget Message, Dean prepares Budget Process. Dean, Julie, and Tina begin to assemble Proposed Budget Document.
Apr 19-21	Dean, Julie, Tina finalize Proposed Budget Document for printing in-house.
Apr 21	City Website - Post 1st notice of Proposed Budget Committee Meetings & Public Hearing on State Shared Revenue. Send 2nd notice to be published in Lebanon Express 4/26.
Apr 21	Proposed Budgets delivered to Budget Committee Members along with a current year Rev/Expense report thru April 24
Apr 26	Lebanon Express - Publication of 2nd notice of Proposed Budget Meetings & Public Hearing on State Shared Revenue.
<b>May 4</b>	<b>Proposed Budget Meeting &amp; Public Hearing @12 p.m. (Santiam Travel Station.)</b>
<b>May 5</b>	<b>2nd Proposed Budget Meeting @ 12 p.m. If needed, another meeting will be held on May 8 (Santiam Travel Station.)</b>
May 8	Dean makes any budget updates approved by the budget committee

## Lebanon Budget Calendar for FY 2017-18 (updated 11/17/16)

May 8	Last day for ALL departments to complete any Narrative and detail page updates based on the Budget Committee's approved budget, due by 5:00 p.m. Departments update Estimates to Year End column on the budget spreadsheet.
May 17	Dean prepares and emails by noon the Budget Public Hearing Notices and State Rev Sharing hearing notices for meeting on 6/14/16, notice to be published in the Lebanon Express 6/7. And posted on City website and facebook pages
May 17	Dean prepares State Shared Revenue Resolution, Ordinance and memo for June 14 Council Meeting , due by 5pm.
June 7	State Revenue Sharing public hearing notice and the Budget hearing notices are published in the ADH for June 14 Council Meeting (See May 17).
June 9	Last day for the public notice on approved budget to be published to meet "no less then 5 days" rule. Would need to be published in the Albany DH.
June 9	Last day for the public to submit testimony on proposed uses of State Revenue Sharing Funds to the City Manager.
<b>June 14</b>	<b>Regularly scheduled City Council Meeting. Public Hearing on approved uses of State Revenue Sharing is held. Resolution and Ordinance to accept State Shared Revenue to be adopted by Council.</b>
June 14	Regularly scheduled City Council Meeting. Public hearings include: -City of Lebanon Approved Budget -NW Lebanon Urban Renewal District Approved Budget -North Gateway Urban Renewal District Approved Budget -Cheadle Lake Urban Renewal District Approved Budget -ADOPT BUDGET(S)
June 16	Departments notify Dean/Tina that their narratives, detail, and charts and graphs have been updated in the Adopted Budget folders. Ron to submit the project list to BOLI.
June 21	Gary revises budget message to reflect Adopted Budget, Dean revises Budget Process.
June 23	Dean and Tina assemble the Adopted Budget to be written to a PDF document.
June 30	Departments are notified the Adopted budget document is available on the Website
July 14	Last day for Dean to submit required budget documents to the Linn County Assessor's Office.
July 19	Certificates to be mailed to State regarding State Revenue Sharing. Deadline for State to receive is July 30.

Budget Committee Meeting Notice:

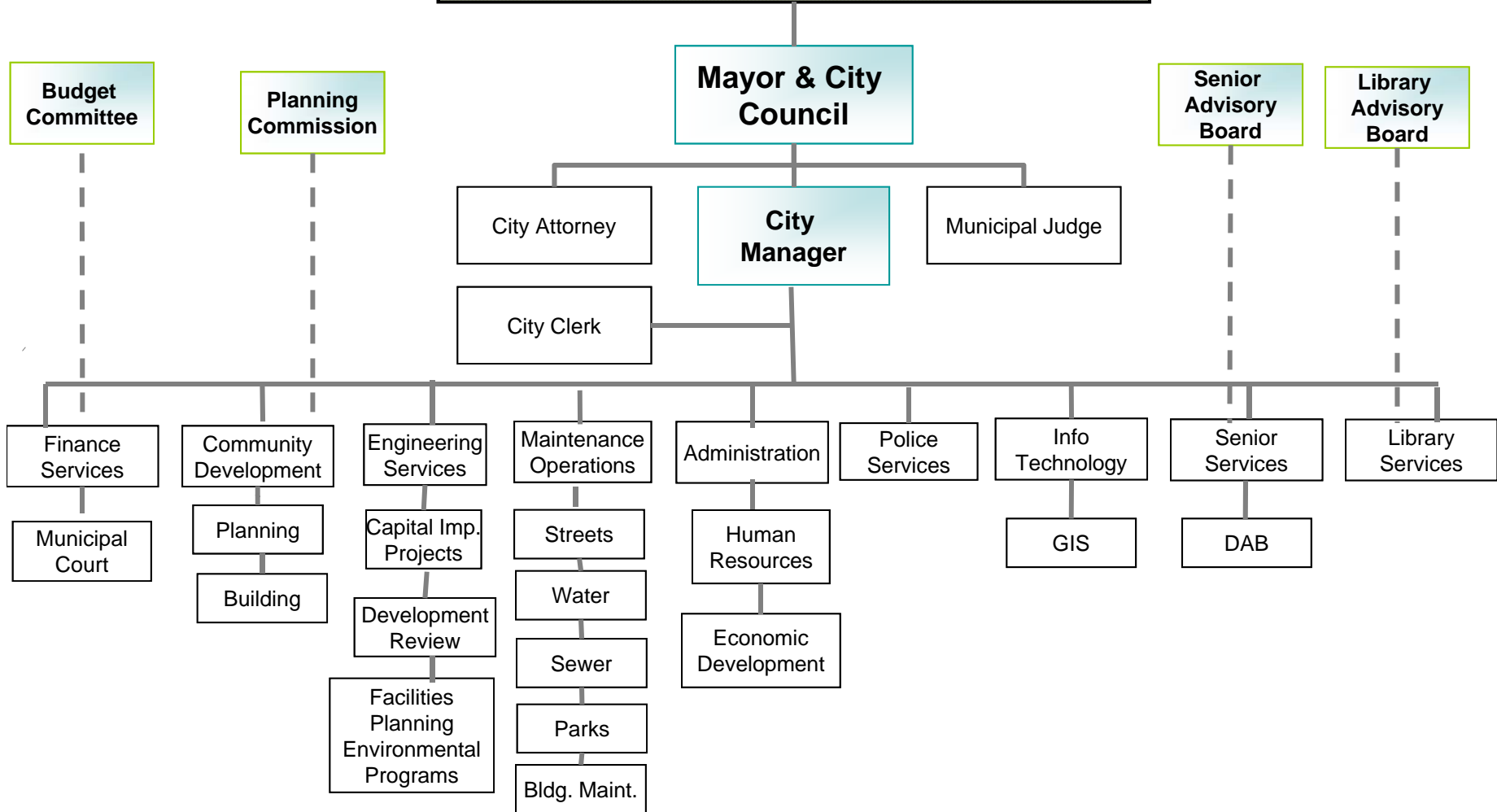
2 publications, not less then 5 or more then 30 days before Budget Committee Meeting - separated by at least 5 days. Can post one in the newspaper and one on the City Website.

Budget Hearing Notice:

1 publication not less then 5 or more then 30 days before the scheduled budget hearing.

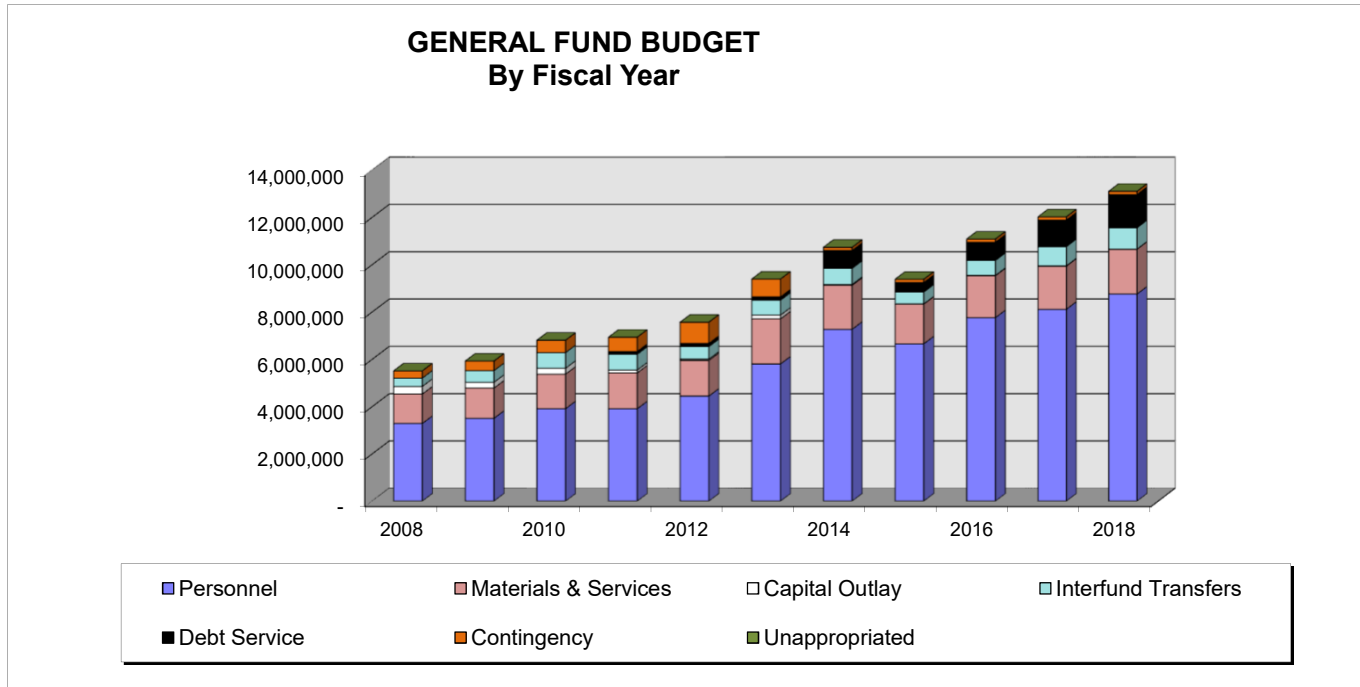
Dates and times are for planning purposes only

# Citizens of Lebanon

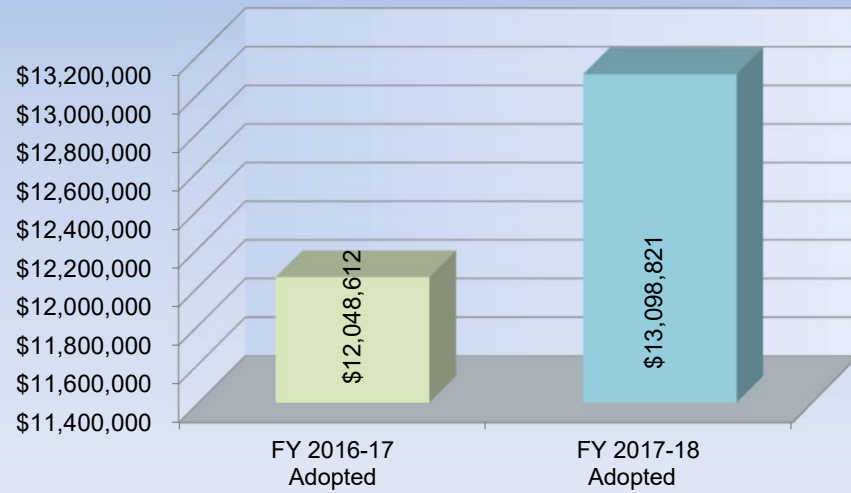


**GENERAL FUND  
Adopted Requirements by Type for FY18**

Dept-Activity	Personal Services	Materials & Services	Capital Outlay	Interfund Transfers	Contingency Fund	Debt Service	Unapprop	Adopted Budget	Percent of Fund Budget
110-Admin & Economic Dev	\$ 360,371	\$ 62,975	\$ -	\$ -	\$ -	\$ -	\$ -	<b>423,346</b>	3.23%
116-Human Resources	114,044	16,400	-	-	-	-	-	<b>130,444</b>	1.00%
120-City Attorney	-	181,050	-	-	-	-	-	<b>181,050</b>	1.38%
126-Community Development	318,181	6,425	-	-	-	-	-	<b>324,606</b>	2.48%
130-Engineering	1,175,630	-	-	-	-	-	-	<b>1,175,630</b>	8.98%
133-Parks	286,354	283,250	-	75,000	-	-	-	<b>644,604</b>	4.92%
140-Finance	611,571	24,241	300	-	-	-	-	<b>636,112</b>	4.86%
160-Legislative	202,448	22,290	-	-	-	-	-	<b>224,738</b>	1.72%
165-Library	454,478	128,350	-	12,000	-	-	-	<b>594,828</b>	4.54%
170-Municipal Court	198,275	88,900	1,100	-	-	-	-	<b>288,275</b>	2.20%
180-Police	4,834,859	609,600	5,500	20,000	-	-	-	<b>5,469,959</b>	41.76%
190-Senior Services	200,663	43,200	3,000	10,000	-	-	-	<b>256,863</b>	1.96%
195-Non-Departmental	-	425,617	-	783,420	1,402,120	137,209	-	<b>2,748,366</b>	20.98%
<b>Fund Totals</b>	<b>\$ 8,756,874</b>	<b>\$ 1,892,298</b>	<b>\$ 9,900</b>	<b>\$ 900,420</b>	<b>\$ 1,402,120</b>	<b>\$ 137,209</b>	<b>\$ -</b>	<b>\$ 13,098,821</b>	<b>100.00%</b>
<b>Percent of General Fund</b>	<b>66.85%</b>	<b>14.45%</b>	<b>0.08%</b>	<b>6.87%</b>	<b>10.70%</b>	<b>1.05%</b>	<b>0.00%</b>	<b>100.00%</b>	



### General Fund Budget Comparson



**FY 2017-18 Adopted**

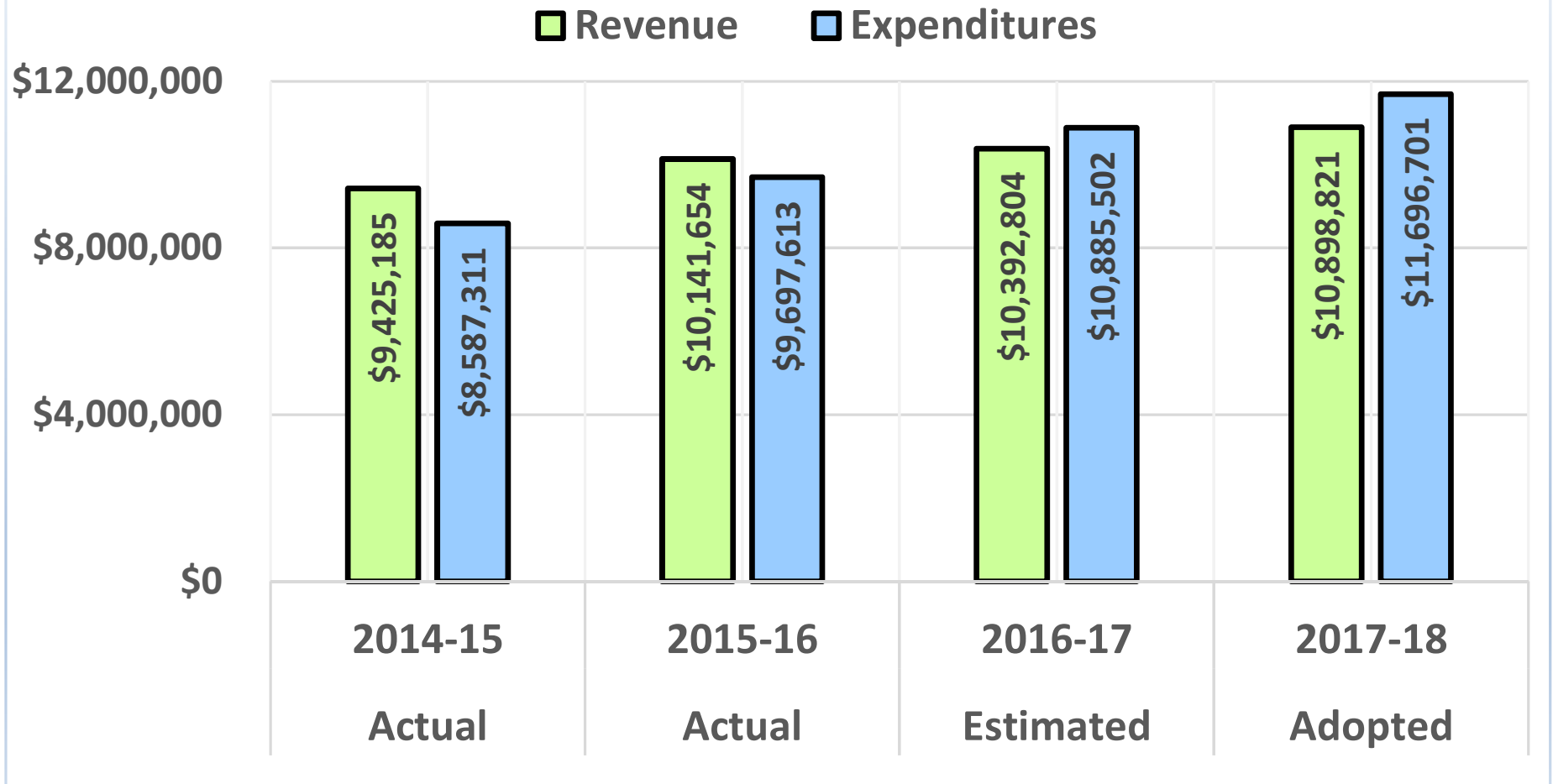
Personnel Services	\$ 8,756,874	Transfers Out	\$ 900,420
Materials & Services	\$ 1,892,298	Contingencies	\$ 1,402,120
Capital Outlay	\$ 9,900	Other Financing Uses	\$ -
Debt Service	\$ 137,209	Unappropriated	\$ -

**FY 2016-17 Adopted**

Personnel Services	\$ 8,114,581	Transfers Out	\$ 813,192
Materials & Services	\$ 1,839,874	Contingencies	\$ 1,107,356
Capital Outlay	\$ 33,800	Other Financing Uses	\$ -
Debt Service	\$ 139,809	Unappropriated	\$ -



## General Fund Revenue vs. Expenditures (FY2015 - FY2018)



**GENERAL FUND**

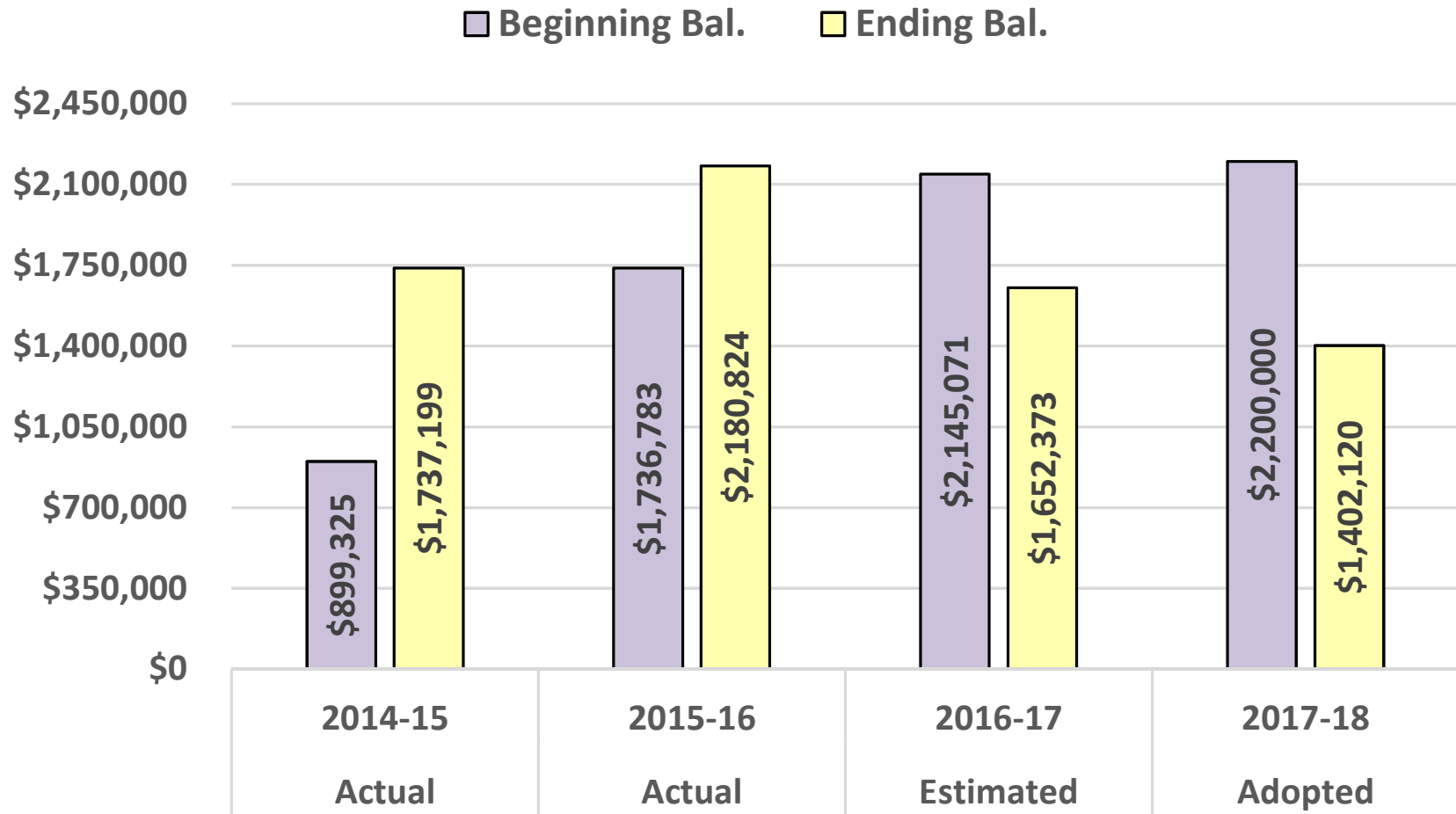
**FUND SUMMARY**

	<b>ACTUAL 2014-15</b>	<b>ACTUAL 2015-16</b>	<b>BUDGET 2016-17</b>	<b>ESTIMATED 2016-17</b>	<b>ADOPTED 2017-18</b>	<b>% CHANGE FY17/FY16</b>
<b>RESOURCES</b>						
Beginning Balance	899,325	1,736,783	1,616,180	2,145,071	2,200,000	2.5%
Revenue	9,425,185	10,141,654	10,432,432	10,392,804	10,898,821	4.6%
<b>Total Resources</b>	<b>10,324,510</b>	<b>11,878,437</b>	<b>12,048,612</b>	<b>12,537,875</b>	<b>13,098,821</b>	<b>4.3%</b>
<b>REQUIREMENTS</b>						
Administration & Economic Develop	290,267	360,589	404,552	402,473	423,346	4.9%
Human Resources	98,715	115,288	126,274	126,223	130,444	3.2%
City Attorney	136,234	142,696	179,050	173,058	181,050	4.4%
Community Development & Planning	197,207	264,545	312,256	310,206	324,606	4.4%
Public Works	1,004,680	1,143,457	1,238,546	1,238,137	1,175,630	-5.3%
Parks	456,037	520,510	585,891	585,681	644,604	9.1%
Finance	459,493	545,275	608,915	602,274	636,112	5.3%
Legislative	143,919	204,024	217,443	216,151	224,738	3.8%
Library	472,980	553,680	695,395	694,760	594,828	-16.8%
Municipal Court	268,602	269,023	299,903	295,875	288,275	-2.6%
Police	4,318,303	4,606,762	5,219,186	5,203,646	5,469,959	4.9%
Senior Services	189,889	242,184	260,610	260,610	256,863	-1.5%
Non-Departmental	550,985	729,580	793,235	776,408	1,346,246	42.3%
<b>Total Expenditures</b>	<b>8,587,311</b>	<b>9,697,613</b>	<b>10,941,256</b>	<b>10,885,502</b>	<b>11,696,701</b>	<b>6.9%</b>
<b>Contingency/Ending Balance</b>	<b>1,737,199</b>	<b>2,180,824</b>	<b>1,107,356</b>	<b>1,652,373</b>	<b>1,402,120</b>	<b>-17.8%</b>
(ending balance includes both working 2% and Operating 17% contingencies)						
<b>Total Requirements</b>	<b>10,324,510</b>	<b>11,878,437</b>	<b>12,048,612</b>	<b>12,537,875</b>	<b>13,098,821</b>	<b>4.3%</b>

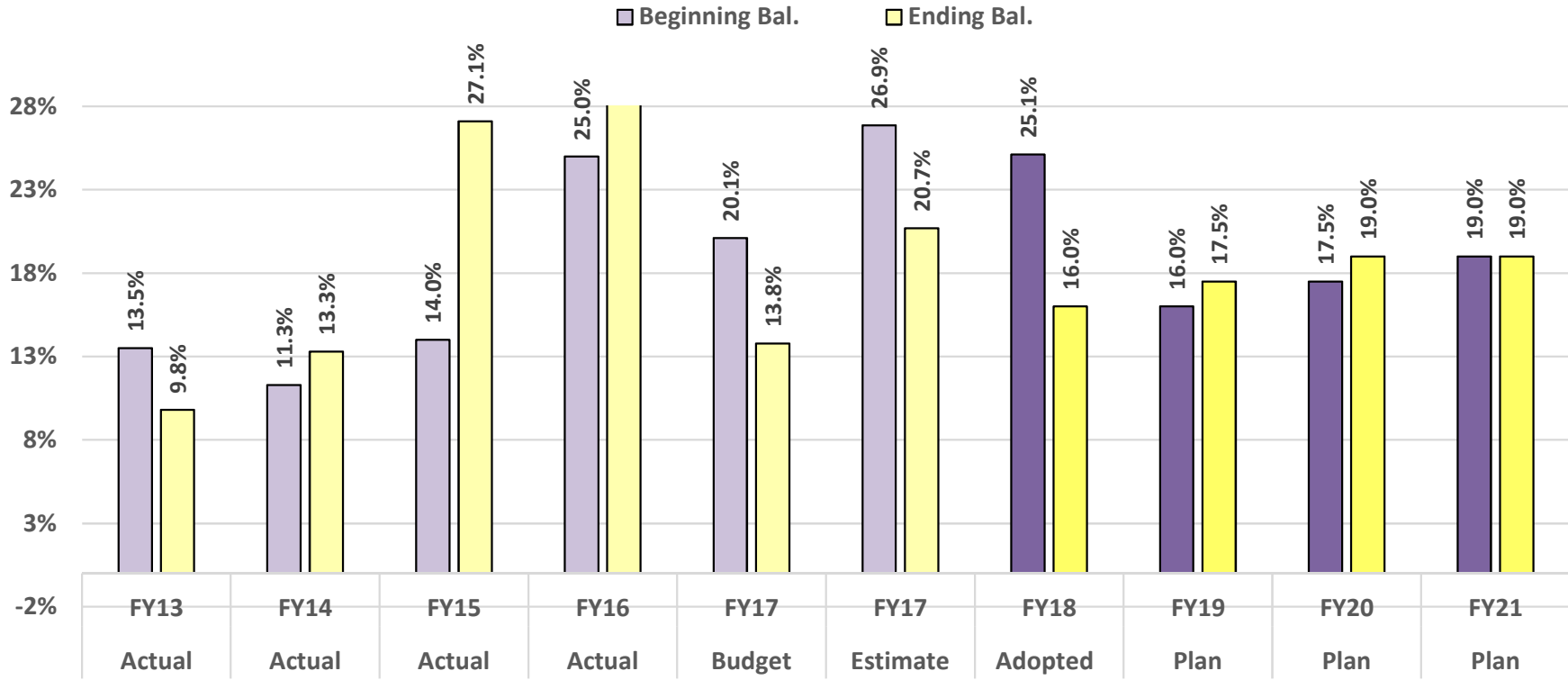
**GENERAL FUND****INTERNAL SERVICES EXPENDITURE RECONCILIATION**

	<b>ACTUAL 2014-15</b>	<b>ACTUAL 2015-16</b>	<b>BUDGET 2016-17</b>	<b>ESTIMATED 2016-17</b>	<b>ADOPTED 2017-18</b>
Total Expenditures	8,587,311	9,697,613	10,941,256	10,885,502	11,696,701
less Internal Svcs Salary/Benefits	1,983,085	2,462,347	2,616,227	2,616,227	2,667,203
less Internal Svcs Materials/Services	200,619	281,397	285,010	285,010	268,385
<b>General Fund Services Expenditures</b>	<b>6,403,607</b>	<b>6,953,869</b>	<b>8,040,019</b>	<b>7,984,265</b>	<b>8,761,113</b>

## General Fund Beginning & Ending Balances (FY2015-FY2018)



### General Fund Beginning & Ending Balances as a % of Operating Expenditures (FY13-FY21)



Ending Balance Plan (FY13-FY21)

## City of Lebanon, OR

### Budget Report FY 2017-18

Account	Description	2015 Actual	2016 Actual	2017 Budget	2018 Proposed	2018 Approved	2018 Adopted
<b>100</b>	<b>GENERAL FUND</b>						
<b>R1</b>	<b>Rev.-Taxes &amp; Assess</b>						
100-000-47010	Current Property Taxes	3,917,861	4,080,365	4,250,000	4,658,608	4,658,608	4,658,608
100-000-47020	Delinquent Prop Taxes	120,764	93,159	75,000	75,000	75,000	75,000
100-000-47030	Marijuana Tax	-	-	-	55,000	55,000	55,000
100-000-48101	Interest On Taxes	31,663	26,851	-	-	-	-
	<b>Rev.-Taxes &amp; Assess Totals:</b>	<b>4,070,288</b>	<b>4,200,375</b>	<b>4,325,000</b>	<b>4,788,608</b>	<b>4,788,608</b>	<b>4,788,608</b>
				-			
<b>R2</b>	<b>Rev.-Licenses &amp; Permits</b>						
100-000-44010	Consumer Power, Inc	74,902	81,338	79,560	83,000	83,000	83,000
100-000-44020	Alb-Leb Sanitation Franchise	101,769	165,770	157,325	167,000	167,000	167,000
100-000-44030	Comcast Franchise	155,429	165,011	162,300	172,000	172,000	172,000
100-000-44031	LS Networks Franchise	2,298	2,308	2,200	2,400	2,400	2,400
100-000-44032	Peak Franchise	550	1,100	550	1,100	1,100	1,100
100-000-44035	NW Nat Gas Franchise	348,439	227,864	321,000	220,000	220,000	220,000
100-000-44036	CMS Nat Gas Franchise	-	28,684	10,000	54,000	54,000	54,000
100-000-44040	PP&L Elect Franchise	887,261	872,001	869,260	880,000	880,000	880,000
100-000-44060	CenturyTel Franchise	37,722	35,011	29,250	30,000	30,000	30,000
100-000-44061	Vonage Franchise	-	-	-	-	-	-
100-000-44070	Water Utility Franchise	232,173	249,537	240,000	247,200	247,200	247,200
100-000-44075	Stormdrain Utility Franchise	20,696	21,533	21,750	22,650	22,650	22,650
100-000-44080	Wastewater Utility Franchise	237,144	241,691	247,500	254,925	254,925	254,925
100-000-44100	Public Event Permits	100	-	-	-	-	-
100-000-46020	Business Licenses/Police Alarms	4,345	8,533	3,000	5,000	5,000	5,000
100-000-46022	Business Registration Fee	75	250	100	150	150	150
	<b>Rev.-Licenses &amp; Permits Totals:</b>	<b>2,102,903</b>	<b>2,100,631</b>	<b>2,143,795</b>	<b>2,139,425</b>	<b>2,139,425</b>	<b>2,139,425</b>
				-			
<b>R3</b>	<b>Rev.-Fines &amp; Forfeits</b>						
100-000-43005	Jail Assess Admin Fee	2,624	1,659	1,800	1,500	1,500	1,500
100-000-43008	Mu Crt Collections	118,023	100,645	110,000	95,000	95,000	95,000
100-000-43010	Mu Crt Fine & Forfeit	331,141	306,266	340,000	240,000	240,000	240,000
100-000-43017	Equitable Sharing-US Marshal	7,291	-	-	-	-	-
100-000-45095	Education Deferral Class Fee	12,960	7,530	6,800	4,000	4,000	4,000
	<b>Rev.-Fines &amp; Forfeits Totals:</b>	<b>472,039</b>	<b>416,100</b>	<b>458,600</b>	<b>340,500</b>	<b>340,500</b>	<b>340,500</b>

## City of Lebanon, OR

### Budget Report FY 2017-18

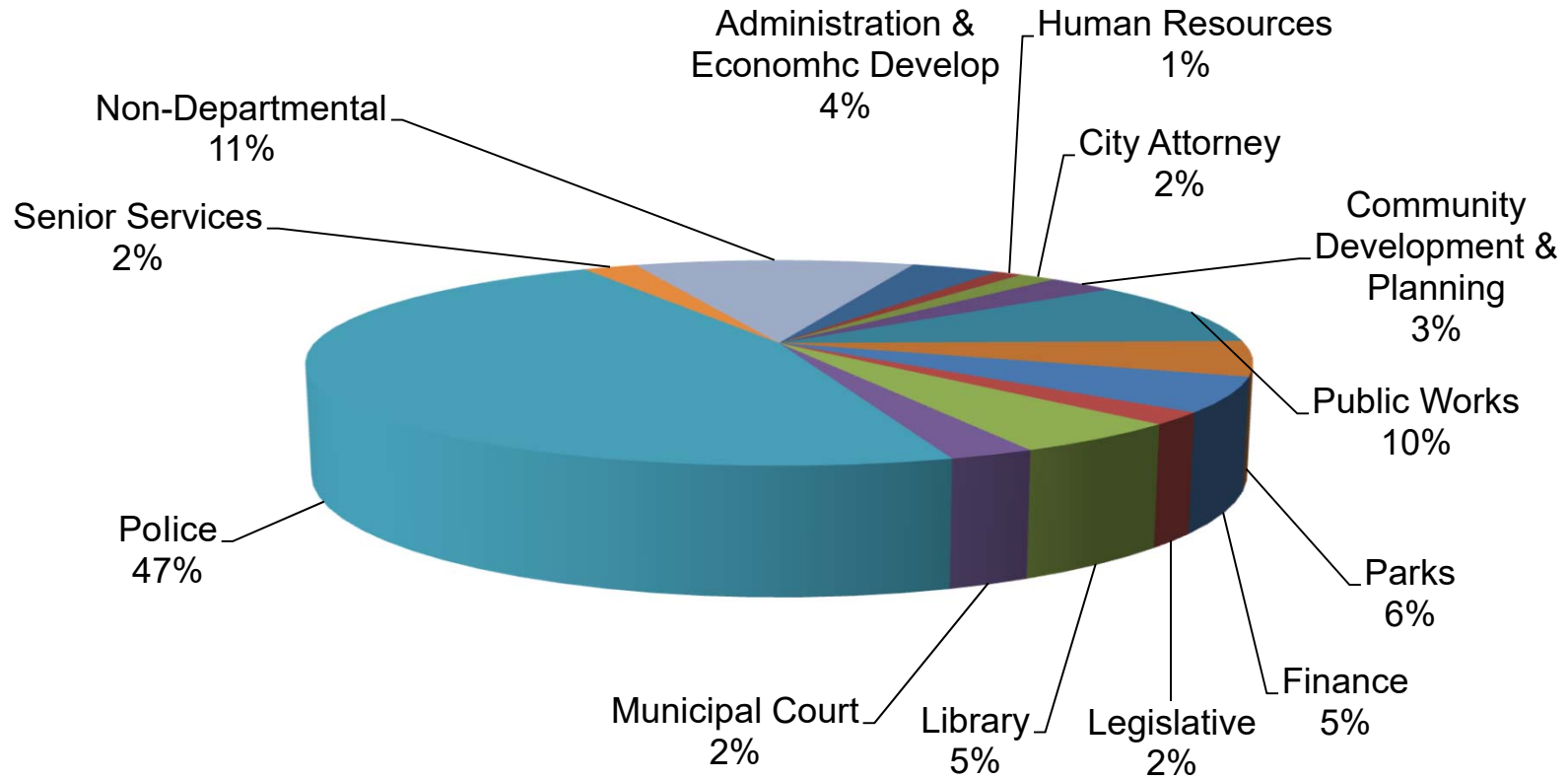
Account	Description	2015 Actual	2016 Actual	2017 Budget	2018 Proposed	2018 Approved	2018 Adopted
<b>R4</b>	<b>Rev.-Intergovernmental</b>						
100-000-41070	St Cigarette Revenue	20,978	20,770	19,000	20,000	20,000	20,000
100-000-41080	State Liquor Revenue	226,500	226,087	230,000	270,000	270,000	270,000
100-000-49040	State Revenue Sharing	174,586	168,800	160,000	175,000	175,000	175,000
	<b>Rev.-Intergovernmental Totals:</b>	<b>422,064</b>	<b>415,657</b>	<b>409,000</b>	<b>465,000</b>	<b>465,000</b>	<b>465,000</b>
<b>R5</b>	<b>Rev.-Chgs for Services</b>						
100-000-48070	Extra Police Service	-	-	-	-	-	-
100-000-48131	Towing Admin Cost	2,100	1,479	2,500	600	600	600
100-000-48295	Xerox Copies	1	23	-	-	-	-
	<b>Rev.-Chgs for Services Totals:</b>	<b>2,101</b>	<b>1,502</b>	<b>2,500</b>	<b>600</b>	<b>600</b>	<b>600</b>
<b>R6</b>	<b>Rev.-Miscellaneous</b>						
100-000-45010	Rev From Sale Of Prop	-	1,450	2,100	-	-	-
100-000-45020	Rev From Rented Prop	19,168	19,518	20,000	20,000	20,000	20,000
100-000-48100	Interest On Investment	14,224	28,005	14,000	24,000	24,000	24,000
100-000-48140	Miscellaneous Revenue	27,703	87,554	34,000	65,000	65,000	65,000
100-000-48142	Misc. Revenue-Admin	-	-	12,200	-	-	-
100-000-48143	Misc. Revenue-Legislative	25	-	-	-	-	-
100-000-48144	Misc. Revenue-Library	30,927	32,291	28,000	28,500	28,500	28,500
100-000-48146	Misc. Revenue-Police	12,458	15,013	9,000	9,100	9,100	9,100
100-000-48148	Misc. Rev-Sr Ctr	25,890	20,103	12,000	9,500	9,500	9,500
100-000-48149	Misc. Rev-Tall Grass	8,430	9,468	6,000	8,000	8,000	8,000
100-000-48150	Planning Commision Rev	27,176	22,340	15,000	20,000	20,000	20,000
	<b>Rev.-Miscellaneous Totals:</b>	<b>166,001</b>	<b>235,742</b>	<b>152,300</b>	<b>184,100</b>	<b>184,100</b>	<b>184,100</b>

## City of Lebanon, OR Budget Report FY 2017-18

Account	Description	2015 Actual	2016 Actual	2017 Budget	2018 Proposed	2018 Approved	2018 Adopted
<b>R7</b>	<b>Rev.-Transfers In</b>						
100-000-49000	Trans In Sal/Ben funding	1,983,085	2,462,347	2,616,227	2,667,203	2,667,203	2,667,203
100-000-49001	Trans In Mat exp funding	200,619	281,397	285,010	268,385	268,385	268,385
100-000-49030	From Motel Tax	6,085	27,903	40,000	45,000	45,000	45,000
	<b>Rev.-Transfers In Totals:</b>	<b>2,189,789</b>	<b>2,771,647</b>	<b>2,941,237</b>	<b>2,980,588</b>	<b>2,980,588</b>	<b>2,980,588</b>
<b>R8</b>	<b>Rev.-Other Sources</b>						
100-000-49901	Beginning Balance	899,325	1,736,783	1,616,180	2,200,000	2,200,000	2,200,000
	<b>Rev.-Other Sources Totals:</b>	<b>899,325</b>	<b>1,736,783</b>	<b>1,616,180</b>	<b>2,200,000</b>	<b>2,200,000</b>	<b>2,200,000</b>
<b>REVENUES TOTALS:</b>		<b>10,324,510</b>	<b>11,878,437</b>	<b>12,048,612</b>	<b>13,098,821</b>	<b>13,098,821</b>	<b>13,098,821</b>



# General Fund Requirements (By Departments)





# **General Fund Administration Department-110**

## **Purpose**

The Administration Department provides budget authority for the activities of the City Manager's Office including human resource management, external communications, economic development, implementation of the Lebanon 2040 Strategic Action Plan, and the general administration and direction of all City Departments.

## **FY2017-2018 Objective**

The Administration Department will oversee the delivery of City services, the general administration of the City's human resources, and oversight of capital projects. The Department will focus on providing leadership to the management team and staff, implementation of the second year of the Lebanon 2040 Strategic Action Plan, and pursuing economic development opportunities that gain new jobs for the community and expand the City's tax base.

## **FY2017-2018 Staffing and Expenses Allocation**

The Administration Department is supported by a cumulative total of 2.0 FTE.

Note: Many of the services provided by the Administration Department are performed on behalf of personnel that are funded outside of the General Fund. The amounts appropriated represent the costs associated with the overall administration of such services with proportionate financial transfers from others funds to offset expenses originating in those funds.

## City of Lebanon, OR Budget Report FY 2017-18

Account	Description	2015 Actual	2016 Actual	2017 Budget	2018 Proposed	2018 Approved	2018 Adopted
<b>110</b>	<b>ADMINISTRATION</b>						
<b>E1</b>	<b>Exp.-Personnel Services</b>						
100-110-50001	Salaries	146,461	188,616	219,024	226,672	226,672	226,672
100-110-50003	Fringe Benefits	28	-	-	-	-	-
100-110-50005	Part Time	-	-	-	-	-	-
100-110-50600	Overtime	-	-	4,060	4,000	4,000	4,000
100-110-50015	Vehicle Allowance	5,500	6,180	-	-	-	-
100-110-50515	Def. Comp Match	3,000	3,000	-	-	-	-
100-110-51000	Fringe Benefits	84	43	108,715	129,699	129,699	129,699
100-110-51005	Taxes - Federal	11,815	13,221	-	-	-	-
100-110-51010	Taxes - State	21	33	-	-	-	-
100-110-51015	PERS	16,255	26,945	-	-	-	-
100-110-51020	Workers Compensation	530	728	-	-	-	-
100-110-51023	Unemployment	1,467	-	-	-	-	-
100-110-51025	Insurance - Health	19,405	30,622	-	-	-	-
100-110-51030	Insurance - HRA/PSA	3,840	7,458	-	-	-	-
100-110-51035	Insurance - Life	648	864	-	-	-	-
100-110-51036	Insurance - Life/LTD	243	389	-	-	-	-
100-110-51040	Insurance - Disability	491	645	-	-	-	-
100-110-59000	Group Term Life	500	-	-	-	-	-
	<b>Exp.-Personnel Services Totals:</b>	<b>210,288</b>	<b>278,744</b>	<b>331,799</b>	<b>360,371</b>	<b>360,371</b>	<b>360,371</b>
<b>E2</b>	<b>Exp.-Materials &amp; Services</b>						
100-110-61008	Advertising	2,650	2,400	2,650	2,650	2,650	2,650
100-110-61112	Community Outreach	530	880	15,200	15,200	15,200	15,200
100-110-61129	Computer Exp	44	-	-	-	-	-
100-110-61130	Contract Services	55,996	51,361	25,450	20,000	20,000	20,000
100-110-61240	Dept/Operating Expense	2,216	1,527	2,500	12,500	12,500	12,500
100-110-61250	Dept/Op Supplies	227	99	500	500	500	500

## City of Lebanon, OR Budget Report FY 2017-18

Account	Description	2015 Actual	2016 Actual	2017 Budget	2018 Proposed	2018 Approved	2018 Adopted
100-110-61294	Dues & Subscript	2,796	3,620	4,000	4,000	4,000	4,000
100-110-61320	Education & Training	690	1,105	1,500	1,500	1,500	1,500
100-110-61574	Maint/Eqpt	-	-	125	125	125	125
100-110-61600	Meetings & Conferences	6,816	7,388	6,000	6,000	6,000	6,000
100-110-61700	Office Supplies	-	138	500	500	500	500
100-110-61704	Office Supplies	275	1,643	-	-	-	-
<b>Exp.-Materials &amp; Services Totals:</b>		<b>72,240</b>	<b>70,161</b>	<b>58,425</b>	<b>62,975</b>	<b>62,975</b>	<b>62,975</b>
<b>E3</b>	<b>Exp.-Capital Outlay</b>						
100-110-72500	Office Eqpt.	-	-	-	-	-	-
<b>Exp.-Capital Outlay Totals:</b>		<b>-</b>	<b>-</b>	<b>-</b>	<b>-</b>	<b>-</b>	<b>-</b>
<b>E4</b>	<b>Exp.-Transfers Out</b>						
100-110-90027	To Info System Service	1,713	4,251	5,903	-	-	-
100-110-90030	To PERS Bond-320	6,026	7,433	8,425	-	-	-
<b>Exp.-Transfers Out Totals:</b>		<b>7,739</b>	<b>11,684</b>	<b>14,328</b>	<b>-</b>	<b>-</b>	<b>-</b>
<b>EXPENDITURES TOTALS:</b>		<b>290,267</b>	<b>360,589</b>	<b>404,552</b>	<b>423,346</b>	<b>423,346</b>	<b>423,346</b>
<b>ADMINISTRATION Totals:</b>		<b>(290,267)</b>	<b>(360,589)</b>	<b>(404,552)</b>	<b>(423,346)</b>	<b>(423,346)</b>	<b>(423,346)</b>



**Copies of this report can be found at: [www.ci.lebanon.or.us](http://www.ci.lebanon.or.us)**

# **General Fund Human Resource Department-116**

## **Purpose**

The Human Resource Department provides the budget authority to administer the human resources of the City. Human Resource assists employees with their recruitment, onboarding, benefits, professional development and training opportunities. Programs are designed to improve employee job satisfaction, performance, and retention. The Human Resource Department's primary functions are: Organizational Strategic Planning, Workforce Planning and Employment, Human Resource Development, and Employee and Labor Relations.

## **FY2017-2018 Objective**

The objective of the Human Resource Department is to provide budgetary authority to administer the City's human resource programs and services. This year, the Department is working to create an online desk manual and to implement processes for programs such as volunteer vetting, recruiting, and employment protocol from onboarding to retirement.

## **FY2017-2018 Staffing and Expense Allocation**

The Human Resource Department is supported by a cumulative total of 1.0 FTE. The amounts budgeted in Personal Services reflect this total.

Note: Many of the services provided by the Human Resource Department are performed on behalf of personnel that are funded outside of the General Fund. The amounts appropriated for Human Resource Services represent the costs associated with the overall administration of such services with proportionate financial transfers from others funds to offset expenses originating in those funds.

## City of Lebanon, OR

### Budget Report FY 2017-18

Account	Description	2015 Actual	2016 Actual	2017 Budget	2018 Proposed	2018 Approved	2018 Adopted
<b>116</b>	<b>HUMAN RESOURCES</b>						
<b>E1</b>	<b>Exp.-Personnel Services</b>						
100-116-50001	Salaries	51,223	63,268	65,259	70,062	70,062	70,062
100-116-50005	Part Time	-	-	-	-	-	-
100-116-50600	Overtime	-	-	-	-	-	-
100-116-51000	Fringe Benefits	-	21	37,792	43,982	43,982	43,982
100-116-51005	Taxes - Federal	3,707	4,610	-	-	-	-
100-116-51010	Taxes - State	17	16	-	-	-	-
100-116-51015	PERS	8,611	11,827	-	-	-	-
100-116-51020	Workers Compensation	148	178	-	-	-	-
100-116-51023	Unemployment	-	-	-	-	-	-
100-116-51025	Insurance - Health	10,769	11,280	-	-	-	-
100-116-51030	Insurance - HRA/PSA	6,089	6,047	-	-	-	-
100-116-51035	Insurance - Life	288	288	-	-	-	-
100-116-51036	Insurance - Life/LTD	194	194	-	-	-	-
100-116-51040	Insurance - Disability	214	259	-	-	-	-
100-116-59000	Group Term Life	-	-	-	-	-	-
	<b>Exp.-Personnel Services Totals:</b>	<b>81,260</b>	<b>97,988</b>	<b>103,051</b>	<b>114,044</b>	<b>114,044</b>	<b>114,044</b>
<b>E2</b>	<b>Exp.-Materials &amp; Services</b>						
100-116-61019	Computer Exp	165	-	250	500	500	500
100-116-61130	Contract Serv	53	55	-	-	-	-
100-116-61137	Contract Serv	2,001	2,018	4,000	4,000	4,000	4,000
100-116-61246	Operating Exp	11,117	10,753	15,000	9,000	9,000	9,000
100-116-61257	Op Supplies	374	720	500	500	500	500
100-116-61296	Dues & Subscript	778	549	400	400	400	400
100-116-61325	Education & Trng	838	411	600	800	800	800
100-116-61605	Mtgs & Conf	578	1,482	1,000	1,000	1,000	1,000
100-116-61706	Office Supplies	90	242	200	200	200	200
	<b>Exp.-Materials &amp; Services Totals:</b>	<b>15,994</b>	<b>16,230</b>	<b>21,950</b>	<b>16,400</b>	<b>16,400</b>	<b>16,400</b>



## City of Lebanon, OR Budget Report FY 2017-18

Account	Description	2015 Actual	2016 Actual	2017 Budget	2018 Proposed	2018 Approved	2018 Adopted
<b>E4</b>	<b>Exp.-Transfers Out</b>						
100-116-90027	To Info System Service	1,142	740	831	-	-	-
100-116-90030	To PERS Bond-320	319	330	442	-	-	-
	<b>Exp.-Transfers Out Totals:</b>	<b>1,461</b>	<b>1,070</b>	<b>1,273</b>	<b>-</b>	<b>-</b>	<b>-</b>
	<b>EXPENDITURES TOTALS:</b>	<b>98,715</b>	<b>115,288</b>	<b>126,274</b>	<b>130,444</b>	<b>130,444</b>	<b>130,444</b>
	<b>HUMAN RESOURCES Totals:</b>	<b>(98,715)</b>	<b>(115,288)</b>	<b>(126,274)</b>	<b>(130,444)</b>	<b>(130,444)</b>	<b>(130,444)</b>

# **General Fund Legal Services-120**

## **Purpose**

The Legal Services Division provides for the administration of the City's general legal services contract with The Morley Thomas Law Firm. The firm provides legal support to the City organization in civil matters and for prosecutorial services related to the Lebanon Municipal Court. Professional legal services provided through the contract include legal consultation; preparation of legal documents, participation at City Council meetings and other meetings as requested, and representation in general litigation. The City Attorney serves as the legal officer of the City. Outside counsel is used for labor relations or other matters as deemed necessary or when a conflict of interest exists.

## **FY2017-2018 Objective**

The objective of the Legal Services Division is to provide budgetary authority to support the City's legal services.

Expense Allocation-A portion of the services provided under the contract with The Morley Thomas Law Firm, are on behalf of matters falling outside of the General Fund. Proportionate financial transfers from other funds are utilized to offset legal expenses originating in those funds.

## **FY2017-2018 Staffing**

Staffing costs are not provided in this division.

**City of Lebanon, OR**  
**Budget Report FY 2017-18**

<b>Account</b>	<b>Description</b>	<b>2015 Actual</b>	<b>2016 Actual</b>	<b>2017 Budget</b>	<b>2018 Proposed</b>	<b>2018 Approved</b>	<b>2018 Adopted</b>
<b>120</b>	<b>CITY ATTORNEY</b>						
<b>E2</b>	<b>Exp.-Materials &amp; Services</b>						
100-120-61014	City Attorney	128,213	134,000	150,000	151,000	151,000	151,000
100-120-61132	Outside Attorney's Fees	8,008	8,690	29,000	30,000	30,000	30,000
100-120-61240	Dept/Operating Expense	13	6	50	50	50	50
	<b>Exp.-Materials &amp; Services Totals:</b>	<b>136,234</b>	<b>142,696</b>	<b>179,050</b>	<b>181,050</b>	<b>181,050</b>	<b>181,050</b>
	<b>EXPENDITURES TOTALS:</b>	<b>136,234</b>	<b>142,696</b>	<b>179,050</b>	<b>181,050</b>	<b>181,050</b>	<b>181,050</b>
	<b>CITY ATTORNEY Totals:</b>	<b>(136,234)</b>	<b>(142,696)</b>	<b>(179,050)</b>	<b>(181,050)</b>	<b>(181,050)</b>	<b>(181,050)</b>



# **General Fund**

## **Community Development Department-Planning 126**

### **Purpose**

The Community Development Department Planning Services provides the budget authority for the administration of the City's community development, land use, planning and zoning, and development regulations. Department staff provides assistance to the public, citizen boards and commissions, including the Council, Planning Commission, downtown groups, as well as other advisory committees. Other functions include support for Capital Improvement Projects, operation of the park reservation system, the cross-connection program, highway banner program, public event permits, and most city licenses and registrations.

### **FY2017-2018 Objective**

The objective of the Community Development Department, Planning Services is to provide budgetary authority for a broad range of planning activities. Prime among these is completion of the City's Transportation System Plan; timely processing of land use applications; continued excellent customer service in all phases of the Department's operations; and in cooperation with other Departments, promotion of the community for purposes of economic development.

### **FY2017-2018 Staffing**

The Community Development Department is supported by a cumulative total of 2.8 FTE. The amounts budgeted in Personal Services reflect this total.

## City of Lebanon, OR

### Budget Report FY 2017-18

Account	Description	2015 Actual	2016 Actual	2017 Budget	2018 Proposed	2018 Approved	2018 Adopted
<b>126</b>	<b>COMMUNITY DEVELOPMENT-PLANNING</b>						
<b>E1</b>	<b>Exp.-Personnel Services</b>						
100-126-50001	Salaries	125,312	161,612	179,337	187,433	187,433	187,433
100-126-50600	Overtime	100	128	1,500	1,500	1,500	1,500
100-126-51000	Fringe Benefits	55	38	115,887	129,248	129,248	129,248
100-126-51005	Taxes - Federal	9,253	11,958	-	-	-	-
100-126-51010	Taxes - State	27	41	-	-	-	-
100-126-51015	PERS	19,033	22,333	-	-	-	-
100-126-51020	Workers Compensation	1,455	1,690	-	-	-	-
100-126-51023	Unemployment	53	-	-	-	-	-
100-126-51025	Insurance - Health	21,553	42,163	-	-	-	-
100-126-51030	Insurance - HRA/PSA	5,452	9,232	-	-	-	-
100-126-51035	Insurance - Life	288	288	-	-	-	-
100-126-51036	Insurance - Life/LTD	293	368	-	-	-	-
100-126-51040	Insurance - Disability	527	682	-	-	-	-
100-126-59000	Group Term Life	-	-	-	-	-	-
	<b>Exp.-Personnel Services Totals:</b>	<b>183,401</b>	<b>250,533</b>	<b>296,724</b>	<b>318,181</b>	<b>318,181</b>	<b>318,181</b>
<b>E2</b>	<b>Exp.-Materials &amp; Services</b>						
100-126-61007	Advertising-Old	3,857	2,630	2,500	-	-	-
100-126-61010	Advertising	-	-	-	1,500	1,500	1,500
100-126-61130	Contract Services	-	-	-	-	-	-
100-126-61245	Operating Exp	363	724	1,000	1,000	1,000	1,000
100-126-61256	Op Supplies	257	142	400	500	500	500
100-126-61295	Dues & Subscript	24	530	600	600	600	600
100-126-61324	Education & Trng	366	136	800	700	700	700
100-126-61564	Maint/Bldg	-	-	-	625	625	625
100-126-61604	Mtgs & Conf	733	691	1,000	1,250	1,250	1,250
100-126-61705	Office Supplies	311	123	200	250	250	250
100-126-61820	Postage	-	-	-	-	-	-
	<b>Exp.-Materials &amp; Services Totals:</b>	<b>5,911</b>	<b>4,976</b>	<b>6,500</b>	<b>6,425</b>	<b>6,425</b>	<b>6,425</b>

## City of Lebanon, OR Budget Report FY 2017-18

Account	Description	2015 Actual	2016 Actual	2017 Budget	2018 Proposed	2018 Approved	2018 Adopted
<b>E3</b>	<b>Exp.-Capital Outlay</b>						
100-126-72504	Office Eqpt	-	-	-	-	-	-
	<b>Exp.-Capital Outlay Totals:</b>	-	-	-	-	-	-
<b>E4</b>	<b>Exp.-Transfers Out</b>						
100-126-90027	To Info System Service	4,098	4,240	3,766	-	-	-
100-126-90030	To PERS Bond-320	3,797	4,796	5,266	-	-	-
	<b>Exp.-Transfers Out Totals:</b>	<b>7,895</b>	<b>9,036</b>	<b>9,032</b>	-	-	-
	<b>EXPENDITURES TOTALS:</b>	<b>197,207</b>	<b>264,545</b>	<b>312,256</b>	<b>324,606</b>	<b>324,606</b>	<b>324,606</b>
	<b>COMM DEV/PLANNING Totals:</b>	<b>(197,207)</b>	<b>(264,545)</b>	<b>(312,256)</b>	<b>(324,606)</b>	<b>(324,606)</b>	<b>(324,606)</b>

# **General Fund**

## **Public Works and Engineering Department-130**

### **Purpose**

The Public Works and Engineering Department provides the budget authority for the consolidated personal services (personnel compensation) of the Department. These expenses originate in utility, development, public improvement, and other revenue-producing funds and are consolidated in the General Fund. These consolidated expenses are paid based on proportionate reimbursements from the originating funds. Activity areas in this fund include design/inspection of public infrastructure; technical assistance to other departments; response to and resolution of citizens' complaints; hazard investigations; and communication and cooperation with other government entities such as the Oregon State Health Department (OSHD), the Federal Emergency Management Agency (FEMA), the Department of Environmental Quality (DEQ), Linn County, state and federal health agencies.

### **FY2017-2018 Objective**

The objective of the Public Works and Engineering Department is to provide budgetary authority to administer the fund and the services it supports.

### **FY2017-2018 Staffing**

The Public Works and Engineering Department is supported by a cumulative total of 9.0 FTE. The amounts budgeted in Personal Services reflect this total.



## City of Lebanon, OR

### Budget Report FY 2017-18

Account	Description	2015 Actual	2016 Actual	2017 Budget	2018 Proposed	2018 Approved	2018 Adopted
<b>130</b>	<b>PUBLIC WORKS</b>						
<b>E1</b>	<b>Exp.-Personnel Services</b>						
100-130-50001	Salaries	658,700	733,933	771,409	704,710	704,710	704,710
100-130-50005	Part Time	-	-	-	-	-	-
100-130-50600	Overtime	3,020	9,700	15,000	15,000	15,000	15,000
100-130-51000	Fringe Benefits	446	192	452,137	455,920	455,920	455,920
100-130-51005	Taxes - Federal	49,321	55,293	-	-	-	-
100-130-51010	Taxes - State	136	141	-	-	-	-
100-130-51015	PERS	108,303	134,203	-	-	-	-
100-130-51020	Workers Compensation	18,721	21,897	-	-	-	-
100-130-51025	Health Insurance	129,290	140,262	-	-	-	-
100-130-51030	Health-HRA/PSA	30,874	41,588	-	-	-	-
100-130-51035	Insurance - Life	1,872	2,016	-	-	-	-
100-130-51036	Insurance - Life/LTD	1,271	1,368	-	-	-	-
100-130-51040	Insurance - Disability	2,501	2,744	-	-	-	-
100-130-59000	Group Term Life	-	-	-	-	-	-
	<b>Exp.-Personnel Services Totals:</b>	<b>1,004,455</b>	<b>1,143,337</b>	<b>1,238,546</b>	<b>1,175,630</b>	<b>1,175,630</b>	<b>1,175,630</b>
<b>E2</b>	<b>Exp.-Materials &amp; Services</b>						
100-130-61130	Contract Services	225	120	-	-	-	-
	<b>Exp.-Materials &amp; Services Totals:</b>	<b>225</b>	<b>120</b>	<b>-</b>	<b>-</b>	<b>-</b>	<b>-</b>
<b>E4</b>	<b>Exp.-Transfers Out</b>						
100-130-90030	To PERS Bond-320	-	-	-	-	-	-
	<b>Exp.-Transfers Out Totals:</b>	<b>-</b>	<b>-</b>	<b>-</b>	<b>-</b>	<b>-</b>	<b>-</b>
	<b>EXPENDITURES TOTALS:</b>	<b>1,004,680</b>	<b>1,143,457</b>	<b>1,238,546</b>	<b>1,175,630</b>	<b>1,175,630</b>	<b>1,175,630</b>
	<b>PUBLIC WORKS Totals:</b>	<b>(1,004,680)</b>	<b>(1,143,457)</b>	<b>(1,238,546)</b>	<b>(1,175,630)</b>	<b>(1,175,630)</b>	<b>(1,175,630)</b>



# **General Fund Maintenance-Parks Division-133**

## **Purpose**

The Maintenance Department, parks division provides the budget authority to support the care and maintenance of all City of Lebanon facilities, eighty-three (83) acres of developed parkland and 269 acres of undeveloped land. The park system consists of fourteen (14) developed parks and recreational facilities and six (6) undeveloped facilities. Maintenance for these facilities includes caring for trees, shrubs, and turf, as well as buildings and park facilities.

## **FY2017-2018 Objective**

The objective of the Parks Division is to provide budgetary authority to administer the fund and the services it supports.

## **FY2017-2018 Staffing**

The Parks Maintenance Department is supported by a cumulative total of 3.0 FTE. The amounts budgeted in Personal Services reflect this total.

## City of Lebanon, OR Budget Report FY 2017-18

Account	Description	2015 Actual	2016 Actual	2017 Budget	2018 Proposed	2018 Approved	2018 Adopted
<b>133</b>	<b>PARKS</b>						
<b>E1</b>							
100-133-50001	Salaries	138,619	145,350	151,466	157,119	157,119	157,119
100-133-50003	Fringe Benefits	(312)	-	-	-	-	-
100-133-50005	Part Time	-	-	-	-	-	-
100-133-50600	Overtime	337	758	3,744	3,744	3,744	3,744
100-133-51000	Fringe Benefits	63	64	111,430	125,491	125,491	125,491
100-133-51005	Taxes - Federal	10,447	10,896	-	-	-	-
100-133-51010	Taxes - State	50	48	-	-	-	-
100-133-51015	PERS	19,101	19,827	-	-	-	-
100-133-51020	Workers Compensation	9,087	9,471	-	-	-	-
100-133-51023	Unemployment	3,164	-	-	-	-	-
100-133-51025	Insurance - Health	49,047	52,133	-	-	-	-
100-133-51030	Insurance - HRA/PSA	4,500	4,500	-	-	-	-
100-133-51036	Insurance - Life/LTD	297	297	-	-	-	-
100-133-51040	Insurance - Disability	616	636	-	-	-	-
100-133-59000	Group Term Life	-	-	-	-	-	-
	<b>Exp.-Personnel Services Totals:</b>	<b>235,016</b>	<b>243,980</b>	<b>266,640</b>	<b>286,354</b>	<b>286,354</b>	<b>286,354</b>
<b>E2</b>	<b>Exp.-Materials &amp; Services</b>						
100-133-61012	Advertising (Maint)	-	-	750	750	750	750
100-133-61122	Communication (Maint)	236	547	500	500	500	500
100-133-61127	Computer Exp (Maint)	-	5	500	500	500	500
100-133-61134	Contract Serv (Maint)	18,859	24,288	45,000	45,000	45,000	45,000
100-133-61242	Operating Exp (Maint)	7,575	30,007	30,000	30,000	30,000	30,000
100-133-61252	Op Supplies (Maint)	973	588	4,000	4,000	4,000	4,000
100-133-61322	Ed & Trng (Maint)	773	1,450	1,500	1,500	1,500	1,500
100-133-61420	Ins Repair & Deduct	-	-	-	-	-	-
100-133-61502	Uniforms (Maint)	1,516	1,722	2,000	2,000	2,000	2,000

## City of Lebanon, OR

### Budget Report FY 2017-18

Account	Description	2015 Actual	2016 Actual	2017 Budget	2018 Proposed	2018 Approved	2018 Adopted
100-133-61562	Maint/Bldg (Maint)	3,218	7,191	10,000	10,000	10,000	10,000
100-133-61572	Maint/Eqpt (Maint)	2,181	709	3,500	3,500	3,500	3,500
100-133-61582	Maint/Vehicles (Maint)	8,988	9,238	11,000	11,000	11,000	11,000
100-133-61702	Off Supplies (Maint)	89	489	500	500	500	500
100-133-61802	Petroleum (Maint)	8,120	6,310	10,000	10,000	10,000	10,000
100-133-61902	Utilities (Maint)	140,385	156,175	140,000	164,000	164,000	164,000
<b>Exp.-Materials &amp; Services Totals:</b>		<b>192,913</b>	<b>238,719</b>	<b>259,250</b>	<b>283,250</b>	<b>283,250</b>	<b>283,250</b>
<b>E3</b>	<b>Exp.-Capital Outlay</b>						
100-133-72050	Land	-	-	-	-	-	-
100-133-72102	Buildings (Maint)	-	-	-	-	-	-
100-133-72302	Improvements (Maint)	-	-	-	-	-	-
100-133-72602	Other Eqpt (Maint)	-	-	-	-	-	-
<b>Exp.-Capital Outlay Totals:</b>		<b>-</b>	<b>-</b>	<b>-</b>	<b>-</b>	<b>-</b>	<b>-</b>
<b>E4</b>	<b>Exp.-Transfers Out</b>						
100-133-90027	To Info System Service	13,193	9,914	7,063	-	-	-
100-133-90030	To PERS Bond-320	2,915	2,897	2,938	-	-	-
100-133-90105	To Eqpt Acq & Rep Fund	12,000	25,000	50,000	75,000	75,000	75,000
<b>Exp.-Transfers Out Totals:</b>		<b>28,108</b>	<b>37,811</b>	<b>60,001</b>	<b>75,000</b>	<b>75,000</b>	<b>75,000</b>
<b>EXPENDITURES TOTALS:</b>		<b>456,037</b>	<b>520,510</b>	<b>585,891</b>	<b>644,604</b>	<b>644,604</b>	<b>644,604</b>
<b>PARKS Totals:</b>		<b>(456,037)</b>	<b>(520,510)</b>	<b>(585,891)</b>	<b>(644,604)</b>	<b>(644,604)</b>	<b>(644,604)</b>



**Copies of this report can be found at: [www.ci.lebanon.or.us](http://www.ci.lebanon.or.us)**

# **General Fund Finance Department-140**

## **Purpose**

The Finance Department provides the budget authority for administration of the City's financial support services. The Department provides a full range of financial services including monthly financial statement preparation and audit; water and wastewater utility billing and collection and other receivables owed to the City; investment of financial reserves and other funds; payroll, accounts payable; and general accounting. The Department also supports the budget development process. Other services include issuing bonds and arranging for long and short term loans as needed.

## **FY2017-2018 Objective**

Per council direction the Finance staff is in the process of reviewing city code to bring a proposal back to Council on updating the utility billing process, the objective is to move all accounts into the name of the property owner.

## **FY2017-2018 Staffing**

The Finance Department is supported by a cumulative total of 6.0 FTE. The amounts budgeted in Personal Services reflect this total.

One of the Finance Clerk positions is shared with the Municipal.

Note: Many of the services provided by the Finance Department are performed on behalf of personnel that are funded outside of the General Fund. The amounts appropriated represent the costs associated with the overall administration of such services with proportionate financial transfers from others funds to offset expenses originating in those funds.

## City of Lebanon, OR

### Budget Report FY 2017-18

Account	Description	2015 Actual	2016 Actual	2017 Budget	2018 Proposed	2018 Approved	2018 Adopted
<b>140</b>	<b>FINANCE</b>						
<b>E1</b>	<b>Exp.-Personnel Services</b>						
100-140-50001	Salaries	288,890	336,198	360,754	374,749	374,749	374,749
100-140-50005	Part Time	-	-	-	-	-	-
100-140-50600	Overtime	-	-	4,000	4,000	4,000	4,000
100-140-51000	Fringe Benefits	206	128	211,367	232,822	232,822	232,822
100-140-51005	Taxes - Federal	21,583	23,611	-	-	-	-
100-140-51010	Taxes - State	77	87	-	-	-	-
100-140-51015	PERS	43,568	48,569	-	-	-	-
100-140-51020	Workers Compensation	835	920	-	-	-	-
100-140-51023	Unemployment	1,461	-	-	-	-	-
100-140-51025	Insurance - Health	50,098	52,613	-	-	-	-
100-140-51030	Insurance - HRA/PSA	27,351	42,519	-	-	-	-
100-140-51035	Insurance - Life	1,152	984	-	-	-	-
100-140-51036	Insurance - Life/LTD	684	736	-	-	-	-
100-140-51040	Insurance - Disability	1,242	1,310	-	-	-	-
100-140-59000	Group Term Life	-	-	-	-	-	-
	<b>Exp.-Personnel Services Totals:</b>	<b>437,147</b>	<b>507,675</b>	<b>576,121</b>	<b>611,571</b>	<b>611,571</b>	<b>611,571</b>
<b>E2</b>	<b>Exp.-Materials &amp; Services</b>						
100-140-61010	Advertising	923	2,987	1,800	1,935	1,935	1,935
100-140-61119	Communcations	1,098	1,296	1,400	1,400	1,400	1,400
100-140-61130	Contract Services	1,103	95	500	500	500	500
100-140-61240	Dept/Operating Expense	2,781	4,340	3,550	3,550	3,550	3,550
100-140-61290	Dues & Subscriptions	504	439	1,406	1,406	1,406	1,406
100-140-61320	Education & Training	5,430	4,228	9,000	9,000	9,000	9,000
100-140-61570	Maint/Eqpt	686	11,834	1,335	1,200	1,200	1,200
100-140-61600	Meetings & Conferences	841	2,478	2,250	2,250	2,250	2,250
100-140-61700	Office Supplies	1,400	2,268	3,000	3,000	3,000	3,000
	<b>Exp.-Materials &amp; Services Totals:</b>	<b>14,766</b>	<b>29,965</b>	<b>24,241</b>	<b>24,241</b>	<b>24,241</b>	<b>24,241</b>



## City of Lebanon, OR Budget Report FY 2017-18

Account	Description	2015 Actual	2016 Actual	2017 Budget	2018 Proposed	2018 Approved	2018 Adopted
<b>E3</b>	<b>Exp.-Capital Outlay</b>						
100-140-72300	Improvements	-	-	-	-	-	-
100-140-72500	Office Eqpt.	340	-	300	300	300	300
	<b>Exp.-Capital Outlay Totals:</b>	<b>340</b>	<b>-</b>	<b>300</b>	<b>300</b>	<b>300</b>	<b>300</b>
<b>E4</b>	<b>Exp.-Transfers Out</b>						
100-140-90027	To Info System Service	5,644	5,733	6,336	-	-	-
100-140-90030	To PERS Bond-320	1,596	1,902	1,917	-	-	-
	<b>Exp.-Transfers Out Totals:</b>	<b>7,240</b>	<b>7,635</b>	<b>8,253</b>	<b>-</b>	<b>-</b>	<b>-</b>
	<b>EXPENDITURES TOTALS:</b>	<b>459,493</b>	<b>545,275</b>	<b>608,915</b>	<b>636,112</b>	<b>636,112</b>	<b>636,112</b>
	<b>FINANCE Totals:</b>	<b>(459,493)</b>	<b>(545,275)</b>	<b>(608,915)</b>	<b>(636,112)</b>	<b>(636,112)</b>	<b>(636,112)</b>



# **General Fund Legislative Department-160**

## **Purpose**

The Legislative Department provides budget authority for the activities associated with the City's Elected Officials and the City Clerk's Office.

## **FY2017-2018 Objective**

The City Clerk's Office oversees the City's official records, City elections, liquor licensing and the legislative processes of the Lebanon City Council (Mayor and six Councilors), and Council Advisory Boards. The City Clerk's office strives to provide timely, open, and transparent records.

## **FY2017-2018 Staffing & Elected Officials Stipend**

The City Clerk's Office is supported by a cumulative total of 1.625 FTE. The amounts budgeted in Personal Services reflect this total.

The elected officials receive a monthly stipend (\$500/month for the Mayor and \$225/month per Councilor) as compensation for required travel, and miscellaneous costs associated with being an elected public official.

Note: Many of the services provided by the Legislative Department are performed on behalf of personnel that are funded outside of the General Fund. The amounts appropriated represent the costs associated with the overall administration of such services with proportionate financial transfers from others funds to offset expenses originating in those funds.

## City of Lebanon, OR

### Budget Report FY 2017-18

Account	Description	2015 Actual	2016 Actual	2017 Budget	2018 Proposed	2018 Approved	2018 Adopted
<b>160</b>	<b>LEGISLATIVE</b>						
<b>E1</b>	<b>Exp.-Personnel Services</b>						
100-160-50001	Salaries	83,186	120,597	131,174	134,919	140,919	140,919
100-160-50005	Part Time	-	-	-	-	-	-
100-160-50600	Overtime	-	-	-	-	-	-
100-160-51000	Fringe Benefits	77	37	58,648	67,529	69,519	69,519
100-160-51005	Taxes - Federal	6,133	8,977	-	-	-	-
100-160-51010	Taxes - State	22	32	-	-	-	-
100-160-51015	PERS	10,764	15,824	-	-	-	-
100-160-51020	Workers Compensation	347	456	-	-	-	-
100-160-51025	Insurance - Health	7,762	8,392	-	-	-	-
100-160-51030	Insurance - HRA/PSA	9,625	9,099	-	-	-	-
100-160-51035	Insurance - Life	576	576	-	-	-	-
100-160-51036	Insurance - Life/LTD	194	194	-	-	-	-
100-160-51040	Insurance - Disability	258	292	-	-	-	-
100-160-59000	Group Term Life	-	-	-	-	-	-
	<b>Exp.-Personnel Services Totals:</b>	<b>118,944</b>	<b>164,476</b>	<b>189,822</b>	<b>202,448</b>	<b>210,438</b>	<b>210,438</b>
<b>E2</b>	<b>Exp.-Materials &amp; Services</b>						
100-160-61008	Advertising	-	392	918	300	300	300
100-160-61015	Codification	1,096	2,906	3,850	2,350	2,350	2,350
100-160-61129	Computer Exp	537	229	150	150	150	150
100-160-61130	Contract Services	12,408	727	2,000	2,000	2,000	2,000
100-160-61240	Dept/Operating Expense	833	2,429	1,800	2,000	2,000	2,000
100-160-61294	Dues & Subscript	155	576	335	500	500	500
100-160-61310	Elections	-	112	-	-	-	-
100-160-61320	Education/Training	1,328	-	1,800	1,600	1,600	1,600
100-160-61574	Maint/Eqpt	60	2,864	5,300	2,800	2,800	2,800
100-160-61600	Meetings & Conferences	3,280	2,463	4,000	9,890	9,890	9,890
100-160-61700	Office Supplies	-	7	-	-	-	-
100-160-61704	Office Supplies	869	387	900	700	700	700
	<b>Exp.-Materials &amp; Services Totals:</b>	<b>20,566</b>	<b>13,092</b>	<b>21,053</b>	<b>22,290</b>	<b>22,290</b>	<b>22,290</b>

## City of Lebanon, OR Budget Report FY 2017-18

Account	Description	2015 Actual	2016 Actual	2017 Budget	2018 Proposed	2018 Approved	2018 Adopted
<b>E3</b>	<b>Exp.-Capital Outlay</b>						
100-160-72500	Office Eqpt.	-	21,469	500	-	-	-
	<b>Exp.-Capital Outlay Totals:</b>	-	<b>21,469</b>	<b>500</b>	-	-	-
<b>E4</b>	<b>Exp.-Transfers Out</b>						
100-160-90027	To Info System Service	3,539	3,790	4,822	-	-	-
100-160-90030	To PERS Bond-320	870	1,197	1,246	-	-	-
	<b>Exp.-Transfers Out Totals:</b>	<b>4,409</b>	<b>4,987</b>	<b>6,068</b>	-	-	-
	<b>EXPENDITURES TOTALS:</b>	<b>143,919</b>	<b>204,024</b>	<b>217,443</b>	<b>224,738</b>	<b>232,728</b>	<b>232,728</b>
	<b>LEGISLATIVE Totals:</b>	<b>(143,919)</b>	<b>(204,024)</b>	<b>(217,443)</b>	<b>(224,738)</b>	<b>(232,728)</b>	<b>(232,728)</b>



**LEBANON  
PUBLIC LIBRARY**

# **General Fund Library Department-165**

## **Purpose**

The Library Department provides for the expenses associated with the Lebanon Public Library. The Library provides cultural and intellectual enrichment to all people in our community, regardless of age, education, or socio-economic status through access to literature, the arts, and information in all of its forms. Opportunities are also provided for children to develop literacy and other essential life skills through story times, Spring Break and Summer Reading programs, outreach to new parents, and other programs.

## **FY 2017-18 Objective**

The objective of the Library Department is to provide budgetary authority to support the operations and programs of the Library.

## **FY 2017-18 Staffing**

The Library is supported by a cumulative total of 5.868 FTE. The amounts budgeted in Personal Services reflect this total.

## City of Lebanon, OR

### Budget Report FY 2017-18

Account	Description	2015 Actual	2016 Actual	2017 Budget	2018 Proposed	2018 Approved	2018 Adopted
<b>165</b>	<b>LIBRARY</b>						
<b>E1</b>	<b>Exp.-Personnel Services</b>						
100-165-50001	Salaries	158,607	200,767	212,659	222,449	222,449	222,449
100-165-50003	Fringe Benefits	-	-	-	-	-	-
100-165-50005	Part Time	66,515	62,781	61,649	63,373	63,373	63,373
100-165-50250	Part Time	-	3,176	-	2,000	2,000	2,000
100-165-50600	Overtime	-	-	2,000	-	-	-
100-165-51000	Fringe Benefits	156	125	150,097	166,656	166,656	166,656
100-165-51005	Taxes - Federal	17,028	20,109	-	-	-	-
100-165-51010	Taxes - State	83	100	-	-	-	-
100-165-51015	PERS	34,133	41,954	-	-	-	-
100-165-51020	Workers Compensation	649	776	-	-	-	-
100-165-51023	Unemployment	7,314	-	-	-	-	-
100-165-51025	Insurance - Health	41,422	44,293	-	-	-	-
100-165-51030	Insurance - HRA/PSA	7,765	22,171	-	-	-	-
100-165-51035	Insurance - Life	576	576	-	-	-	-
100-165-51036	Insurance - Life/LTD	392	491	-	-	-	-
100-165-51040	Insurance - Disability	679	864	-	-	-	-
100-165-59000	Group Term Life	-	-	-	-	-	-
	<b>Exp.-Personnel Services Totals:</b>	<b>335,319</b>	<b>398,183</b>	<b>426,405</b>	<b>454,478</b>	<b>454,478</b>	<b>454,478</b>
<b>E2</b>	<b>Exp.-Materials &amp; Services</b>						
100-165-61010	Advertising	-	-	1,000	1,000	1,000	1,000
100-165-61119	Communication	2,752	2,678	3,500	3,300	3,300	3,300
100-165-61124	Computer Expense	12,871	12,960	17,000	14,500	14,500	14,500
100-165-61130	Contract Services	892	6,538	3,500	3,000	3,000	3,000
100-165-61140	Merchant Card Fees	297	413	500	550	550	550
100-165-61240	Dept/Operating Expense	2,444	1,474	3,000	3,000	3,000	3,000
100-165-61250	Dept/Op Supplies	4,077	5,986	20,000	35,000	35,000	35,000
100-165-61290	Dues & Subscriptions	245	267	300	300	300	300



## City of Lebanon, OR

### Budget Report FY 2017-18

Account	Description	2015 Actual	2016 Actual	2017 Budget	2018 Proposed	2018 Approved	2018 Adopted
100-165-61300	Duplication	76	2,404	3,500	2,500	2,500	2,500
100-165-61320	Education & Training	195	337	1,500	1,500	1,500	1,500
100-165-61430	Janitorial Supplies	79	197	150	200	200	200
100-165-61560	Maint/Bldg (Gen'l)	25,533	24,677	26,000	26,000	26,000	26,000
100-165-61570	Maint/Eqpt	2,647	3,281	5,000	4,500	4,500	4,500
100-165-61600	Meetings & Conferences	465	540	1,500	1,500	1,500	1,500
100-165-61700	Office Supplies	685	1,568	1,200	1,500	1,500	1,500
100-165-61900	Utilities (Gen'l)	26,223	26,502	26,500	30,000	30,000	30,000
<b>Exp.-Materials &amp; Services Totals:</b>		<b>79,481</b>	<b>89,822</b>	<b>114,150</b>	<b>128,350</b>	<b>128,350</b>	<b>128,350</b>
<b>E3</b>	<b>Exp.-Capital Outlay</b>			-			
100-165-72300	Improvements	-	-	-	-	-	-
100-165-72500	Office Eqpt.	-	-	-	-	-	-
<b>Exp.-Capital Outlay Totals:</b>		<b>-</b>	<b>-</b>	<b>-</b>	<b>-</b>	<b>-</b>	<b>-</b>
<b>E4</b>	<b>Exp.-Transfers Out</b>						
100-165-90027	To Info System Service	48,756	52,263	137,313	-	-	-
100-165-90030	To PERS Bond-320	6,424	8,412	8,897	-	-	-
100-165-90105	To Eqpt Acq & Rep Fund	3,000	5,000	8,630	12,000	12,000	12,000
<b>Exp.-Transfers Out Totals:</b>		<b>58,180</b>	<b>65,675</b>	<b>154,840</b>	<b>12,000</b>	<b>12,000</b>	<b>12,000</b>
<b>EXPENDITURES TOTALS:</b>		<b>472,980</b>	<b>553,680</b>	<b>695,395</b>	<b>594,828</b>	<b>594,828</b>	<b>594,828</b>
<b>LIBRARY Totals:</b>		<b>(472,980)</b>	<b>(553,680)</b>	<b>(695,395)</b>	<b>(594,828)</b>	<b>(594,828)</b>	<b>(594,828)</b>



# **General Fund Municipal Court -170**

## **Purpose**

The Municipal Court provides the budget authority to administer the business of the Court. The Court is responsible for the processing of citations, city ordinance violations, and motor vehicle offenses filed by Lebanon police officers. By state law, the Court must account for and collect (without compensation) funds from convicted persons to support statewide programs. It also collects fines for the City's General Fund.

## **FY2017-2018 Objective**

The objective of the Municipal Court is to provide budgetary authority to administer the Court.

## **FY2017-2018 Staffing**

The Municipal Court is supported by a cumulative total of 2.0 FTE. The amounts budgeted in Personal Services reflect this total.

The Court office added a Finance Clerk (shared with the Finance department) who assisted on court days and filled in for a full-time clerk when they were sick or on vacation

## City of Lebanon, OR

### Budget Report FY 2017-18

Account	Description	2015 Actual	2016 Actual	2017 Budget	2018 Proposed	2018 Approved	2018 Adopted
<b>170</b>	<b>MUNICIPAL COURT</b>						
<b>E1</b>	<b>Exp.-Personnel Services</b>						
100-170-50001	Salaries	101,638	109,604	111,799	115,208	115,208	115,208
100-170-50005	Part Time	-	-	-	-	-	-
100-170-50250	Part Time	-	-	-	-	-	-
100-170-50600	Overtime	405	-	2,600	2,600	2,600	2,600
100-170-51000	Fringe Benefits	67	43	68,076	80,467	80,467	80,467
100-170-51005	Taxes - Federal	7,460	8,056	-	-	-	-
100-170-51010	Taxes - State	33	31	-	-	-	-
100-170-51015	PERS	17,485	21,090	-	-	-	-
100-170-51020	Workers Compensation	192	211	-	-	-	-
100-170-51023	Unemployment	1,461	-	-	-	-	-
100-170-51025	Insurance - Health	33,624	30,244	-	-	-	-
100-170-51030	Insurance - HRA/PSA	3,000	3,000	-	-	-	-
100-170-51036	Insurance - Life/LTD	198	198	-	-	-	-
100-170-51040	Insurance - Disability	-	434	-	-	-	-
100-170-59000	Group Term Life	-	-	-	-	-	-
	<b>Exp.-Personnel Services Totals:</b>	<b>165,563</b>	<b>172,911</b>	<b>182,475</b>	<b>198,275</b>	<b>198,275</b>	<b>198,275</b>
<b>E2</b>	<b>Exp.-Materials &amp; Services</b>						
100-170-61010	Advertising	-	-	-	-	-	-
100-170-61124	Computer Expense	3,580	2,058	5,000	2,500	2,500	2,500
100-170-61130	Contract Services	52,845	54,745	56,500	57,600	57,600	57,600
100-170-61132	Outside Attorney Fees	-	3,810	1,000	1,000	1,000	1,000
100-170-61240	Dept/Operating Expense	5,390	4,384	4,350	4,800	4,800	4,800
100-170-61290	Dues & Subscriptions	195	420	300	300	300	300
100-170-61320	Education & Training	399	105	1,000	1,000	1,000	1,000
100-170-61560	Maint/Bldg	-	-	-	1,000	1,000	1,000
100-170-61600	Meetings & Conferences	675	673	1,000	1,100	1,100	1,100
100-170-61700	Office Supplies	626	801	1,300	1,100	1,100	1,100
100-170-61900	Utilities (Gen'l)	15,482	17,932	17,000	18,500	18,500	18,500
	<b>Exp.-Materials &amp; Services Totals:</b>	<b>79,192</b>	<b>84,928</b>	<b>87,450</b>	<b>88,900</b>	<b>88,900</b>	<b>88,900</b>

**City of Lebanon, OR**  
**Budget Report FY 2017-18**

<b>Account</b>	<b>Description</b>	<b>2015 Actual</b>	<b>2016 Actual</b>	<b>2017 Budget</b>	<b>2018 Proposed</b>	<b>2018 Approved</b>	<b>2018 Adopted</b>
<b>E3</b>	<b>Exp.-Capital Outlay</b>						
100-170-72300	Improvements	-	4,701	1,500	1,100	1,100	1,100
100-170-72500	Other Eqpt.	-	-	-	-	-	-
	<b>Exp.-Capital Outlay Totals:</b>	<b>-</b>	<b>4,701</b>	<b>1,500</b>	<b>1,100</b>	<b>1,100</b>	<b>1,100</b>
<b>E4</b>	<b>Exp.-Transfers Out</b>						
100-170-90027	To Info System Service	20,100	20,004	24,018	-	-	-
100-170-90030	To PERS Bond-320	3,747	4,489	4,460	-	-	-
	<b>Exp.-Transfers Out Totals:</b>	<b>23,847</b>	<b>24,493</b>	<b>28,478</b>	<b>-</b>	<b>-</b>	<b>-</b>
	<b>EXPENDITURES TOTALS:</b>	<b>268,602</b>	<b>287,033</b>	<b>299,903</b>	<b>288,275</b>	<b>288,275</b>	<b>288,275</b>
	<b>MUNICIPAL COURT Totals:</b>	<b>(268,602)</b>	<b>(287,033)</b>	<b>(299,903)</b>	<b>(288,275)</b>	<b>(288,275)</b>	<b>(288,275)</b>

# **General Fund Police Department-180**

## **Purpose**

The Police Department provides the budget authority to administer the law enforcement and police service needs of the community. The Lebanon Police Department is comprised of twenty-six (26) sworn officer positions (one (1) Chief, one (1) Captain, one (1) Lieutenant, four (4) Sergeants, one (1) Jail Police Officer, four (4) Detectives, twelve (12) Patrol Officers, one (1) Traffic Officer and one (1) School Resource Officer). The non-sworn staff includes one (1) Code Enforcement/Property Officer, seven (7) Communications Specialists (dispatchers), one (1) Community Policing Officer, one (1) Community Service Officer, two (2) Records Clerks and one (1) Administrative Assistant).

The Lebanon Police Department has a very active and dedicated volunteer program. Volunteers assist full-time personnel with support services and enforcement tasks.

## **FY2017-2018 Objective**

The objective of the Police Department is to provide budgetary authority to administer the law enforcement and police service needs for the community.

## **FY2017-2018 Staffing**

The Police Department is supported by a cumulative total of 39.0 FTE. The amounts budgeted in Personal Services reflect this total.

## City of Lebanon, OR

### Budget Report FY 2017-18

Account	Description	2015 Actual	2016 Actual	2017 Budget	2018 Proposed	2018 Approved	2018 Adopted
<b>180</b>	<b>POLICE</b>						
<b>E1</b>	<b>Exp.-Personnel Services</b>						
100-180-50001	Salaries	2,180,252	2,362,589	2,517,171	2,698,452	2,698,452	2,698,452
100-180-50005	Part Time	-	-	-	-	-	-
100-180-50500	Out Of Class	-	-	-	-	-	-
100-180-50510	Ed. Incentive	-	-	-	-	-	-
100-180-50515	Def. Comp Match	30,556	47,457	63,000	64,800	64,800	64,800
100-180-50600	Overtime	87,478	85,464	91,350	96,425	96,425	96,425
100-180-50601	Out Of Class O.T.	-	-	-	-	-	-
100-180-50700	Cash In Comp	64,451	80,391	81,200	86,275	86,275	86,275
100-180-51000	Fringe Benefits	1,396	839	1,560,773	1,888,907	1,888,907	1,888,907
100-180-51005	Taxes - Federal	180,372	193,539	-	-	-	-
100-180-51010	Taxes - State	612	639	-	-	-	-
100-180-51015	PERS	373,277	433,331	-	-	-	-
100-180-51020	Workers Compensation	75,364	82,993	-	-	-	-
100-180-51023	Unemployment	34,115	-	-	-	-	-
100-180-51025	Insurance - Health	489,219	524,174	-	-	-	-
100-180-51030	Insurance - HRA/PSA	59,997	62,111	-	-	-	-
100-180-51035	Insurance - Life	1,443	1,374	-	-	-	-
100-180-51036	Insurance - Life/LTD	3,898	4,094	-	-	-	-
100-180-51040	Insurance - Disability	8,540	9,094	-	-	-	-
100-180-51050	Legal Benefit	5,711	5,995	-	-	-	-
100-180-59000	Group Term Life	-	-	-	-	-	-
	<b>Exp.-Personnel Services Totals:</b>	<b>3,596,681</b>	<b>3,894,084</b>	<b>4,313,494</b>	<b>4,834,859</b>	<b>4,834,859</b>	<b>4,834,859</b>
<b>E2</b>	<b>Exp.-Materials &amp; Services</b>						
100-180-61010	Advertising	1,039	866	1,500	1,000	1,000	1,000
100-180-61120	Communication (Gen'l)	17,851	13,909	17,000	17,000	17,000	17,000
100-180-61124	Computer Support Expense	73,972	73,844	75,190	75,000	75,000	75,000
100-180-61125	Crime Prevention	5,005	5,737	5,000	5,000	5,000	5,000
100-180-61130	Contract Services	36,867	29,347	53,300	53,000	53,000	53,000
100-180-61138	Contract Serv (Corrections)	5,321	7,257	10,000	10,000	10,000	10,000
100-180-61240	Dept/Operating Expense	7,621	11,663	15,000	17,000	17,000	17,000

## City of Lebanon, OR

### Budget Report FY 2017-18

Account	Description	2015 Actual	2016 Actual	2017 Budget	2018 Proposed	2018 Approved	2018 Adopted
100-180-61248	Operating Equip-Personal	10,492	14,877	16,500	21,000	21,000	21,000
100-180-61250	Dept/Op Supplies	18,515	20,216	36,100	34,000	34,000	34,000
100-180-61258	Op Supplies (Corrections)	11,262	12,054	23,000	23,000	23,000	23,000
100-180-61260	Equitable Sharing Expenses	1,859	-	-	-	-	-
100-180-61290	Dues & Subscriptions	1,878	1,177	2,100	2,100	2,100	2,100
100-180-61300	Duplication	14,503	18,673	20,000	15,000	15,000	15,000
100-180-61320	Education Reimb.	-	-	1,000	2,500	2,500	2,500
100-180-61420	Ins Repair & Deduct	500	900	1,500	1,500	1,500	1,500
100-180-61500	Uniform-Buy & Clean	8,198	9,748	12,000	12,000	12,000	12,000
100-180-61560	Maint/Bldg (Gen'l)	5,999	7,606	16,000	13,000	13,000	13,000
100-180-61570	Maint/Eqpt	5,397	1,436	8,000	5,000	5,000	5,000
100-180-61580	Maint/Vehicles	29,719	42,311	35,000	35,000	35,000	35,000
100-180-61600	Meetings & Conferences	709	1,553	1,500	1,500	1,500	1,500
100-180-61700	Office Supplies	6,365	6,394	10,000	9,000	9,000	9,000
100-180-61800	Petroleum	47,609	34,902	60,000	56,000	56,000	56,000
100-180-61820	Postage	5,550	3,339	7,200	6,000	6,000	6,000
100-180-61825	Prisoner Medical Costs	-	1,330	6,000	4,000	4,000	4,000
100-180-61855	Spcl Investigative Exp	1,014	2,500	4,000	6,000	6,000	6,000
100-180-61892	Training	15,096	13,296	17,000	17,000	17,000	17,000
100-180-61900	Utilities (Gen'l)	43,131	44,134	45,000	45,000	45,000	45,000
100-180-61930	Vehicle Leases	94,313	83,347	105,000	123,000	123,000	123,000
<b>Exp.-Materials &amp; Services Totals:</b>		<b>469,785</b>	<b>462,416</b>	<b>603,890</b>	<b>609,600</b>	<b>609,600</b>	<b>609,600</b>
<b>E3</b>	<b>Exp.-Capital Outlay</b>						
100-180-72300	Improvements	-	-	-	-	-	-
100-180-72500	Office Eqpt.	1,590	763	2,000	1,500	1,500	1,500
100-180-72600	Other Eqpt.	3,660	2,875	4,000	4,000	4,000	4,000
<b>Exp.-Capital Outlay Totals:</b>		<b>5,250</b>	<b>3,638</b>	<b>6,000</b>	<b>5,500</b>	<b>5,500</b>	<b>5,500</b>



## City of Lebanon, OR Budget Report FY 2017-18

Account	Description	2015 Actual	2016 Actual	2017 Budget	2018 Proposed	2018 Approved	2018 Adopted
<b>E4</b>	<b>Exp.-Transfers Out</b>						
100-180-90027	To Info System Service	143,563	142,144	187,323	-	-	-
100-180-90030	To PERS Bond-320	83,024	84,480	88,479	-	-	-
100-180-90105	To Eqpt Acq & Rep Fund-820	20,000	20,000	20,000	20,000	20,000	20,000
100-180-90134	To Local Law Enforce Grant	-	-	-	-	-	-
	<b>Exp.-Transfers Out Totals:</b>	<b>246,587</b>	<b>246,624</b>	<b>295,802</b>	<b>20,000</b>	<b>20,000</b>	<b>20,000</b>
	<b>EXPENDITURES TOTALS:</b>	<b>4,318,303</b>	<b>4,606,762</b>	<b>5,219,186</b>	<b>5,469,959</b>	<b>5,469,959</b>	<b>5,469,959</b>
	<b>POLICE Totals:</b>	<b>(4,318,303)</b>	<b>(4,606,762)</b>	<b>(5,219,186)</b>	<b>(5,469,959)</b>	<b>(5,469,959)</b>	<b>(5,469,959)</b>

# LEBANON SENIOR CENTER



# **General Fund**

## **Senior and Disabled Services Department-190**

### **Purpose**

The Senior and Disabled Services Department provides for the administration of the City's programs and services for seniors and the disabled. The Senior and Disabled Services Department, based at the Lebanon Senior Center, delivers services, programs and activities to persons age 50 and above and those that are disabled. Our mission is to enhance the lives of older adults and assist in maintaining independence through providing educational programs, health and social services, recreational activities, arts and cultural events and classes, social events and opportunities, nutritional meals and transportation. The Senior Center provides referrals to various community service partners and local agencies to provide services such as the Senior Meals program, legal assistance, social services, tax preparation, Medicaid outreach and free help with insurance issues through Senior Health Insurance Benefits Association (SHIBA) and other miscellaneous services. Various support groups such as Alzheimer's Association and Hearing Loss Association meet at the center, as do many other community groups.

### **FY2017-2018 Objective**

The objective of the Senior and Disabled Services Department is to provide budgetary authority to administer the fund and the services it provides to the City of Lebanon.

### **FY2017-2018 Staffing**

The Senior Center is supported by a cumulative total of 2.0 FTE. The amounts budgeted in Personal Services reflect this total.

## City of Lebanon, OR

### Budget Report FY 2017-18

Account	Description	2015 Actual	2016 Actual	2017 Budget	2018 Proposed	2018 Approved	2018 Adopted
<b>190</b>	<b>SENIOR SERVICES</b>						
<b>E1</b>	<b>Exp.-Personnel Services</b>						
100-190-50001	Salaries	65,558	106,196	117,920	123,684	123,684	123,684
100-190-50005	Part Time	13,437	-	-	-	-	-
100-190-50600	Overtime	-	-	-	-	-	-
100-190-51000	Fringe Benefits	56	43	71,584	76,979	76,979	76,979
100-190-51005	Taxes - Federal	5,684	7,819	-	-	-	-
100-190-51010	Taxes - State	25	33	-	-	-	-
100-190-51015	PERS	12,037	18,497	-	-	-	-
100-190-51020	Workers Compensation	2,365	3,120	-	-	-	-
100-190-51023	Unemployment	195	-	-	-	-	-
100-190-51025	Insurance - Health	-	13,562	-	-	-	-
100-190-51030	Insurance - HRA/PSA	18,650	18,655	-	-	-	-
100-190-51035	Insurance - Life	576	576	-	-	-	-
100-190-51036	Insurance - Life/LTD	194	293	-	-	-	-
100-190-51040	Insurance - Disability	278	452	-	-	-	-
100-190-59000	Group Term Life	-	-	-	-	-	-
	<b>Exp.-Personnel Services Totals:</b>	<b>119,055</b>	<b>169,246</b>	<b>189,504</b>	<b>200,663</b>	<b>200,663</b>	<b>200,663</b>
<b>E2</b>	<b>Exp.-Materials &amp; Services</b>						
100-190-61010	Advertising	-	-	-	-	-	-
100-190-61130	Contract Services	95	80	-	-	-	-
100-190-61240	Dept/Operating Expense	5,863	6,088	4,000	5,500	5,500	5,500
100-190-61250	Dept/Op Supplies	426	1,014	1,000	1,000	1,000	1,000
100-190-61320	Education & Training	160	-	300	300	300	300
100-190-61560	Maint/Bldg (Gen'l)	10,375	11,339	12,000	12,000	12,000	12,000
100-190-61570	Maint/Eqpt	320	405	300	300	300	300
100-190-61600	Meetings & Conferences	55	-	800	800	800	800
100-190-61700	Office Supplies	583	828	800	800	800	800
100-190-61820	Postage	1,569	1,187	1,500	1,500	1,500	1,500
100-190-61900	Utilities (Gen'l)	20,451	21,752	21,000	21,000	21,000	21,000
	<b>Exp.-Materials &amp; Services Totals:</b>	<b>39,897</b>	<b>42,693</b>	<b>41,700</b>	<b>43,200</b>	<b>43,200</b>	<b>43,200</b>

## City of Lebanon, OR Budget Report FY 2017-18

Account	Description	2015 Actual	2016 Actual	2017 Budget	2018 Proposed	2018 Approved	2018 Adopted
<b>E3</b>	<b>Exp.-Capital Outlay</b>						
100-190-72300	Improvements	1,150	416	2,500	1,500	1,500	1,500
100-190-72500	Office Eqpt.	-	-	-	-	-	-
100-190-72600	Other Eqpt.	2,000	1,584	2,000	1,500	1,500	1,500
	<b>Exp.-Capital Outlay Totals:</b>	<b>3,150</b>	<b>2,000</b>	<b>4,500</b>	<b>3,000</b>	<b>3,000</b>	<b>3,000</b>
<b>E4</b>	<b>Exp.-Transfers Out</b>						
100-190-90027	To Info System Service	15,706	14,676	11,071	-	-	-
100-190-90030	To PERS Bond-320	2,081	3,569	3,835	-	-	-
100-190-90055	To D-A-B Grant Fund	-	-	-	-	-	-
100-190-90105	To Eqpt Acq & Rep Fund	10,000	10,000	10,000	10,000	10,000	10,000
	<b>Exp.-Transfers Out Totals:</b>	<b>27,787</b>	<b>28,245</b>	<b>24,906</b>	<b>10,000</b>	<b>10,000</b>	<b>10,000</b>
	<b>EXPENDITURES TOTALS:</b>	<b>189,889</b>	<b>242,184</b>	<b>260,610</b>	<b>256,863</b>	<b>256,863</b>	<b>256,863</b>
	<b>SENIOR SERVICES Totals:</b>	<b>(189,889)</b>	<b>(242,184)</b>	<b>(260,610)</b>	<b>(256,863)</b>	<b>(256,863)</b>	<b>(256,863)</b>



**Copies of this report can be found at: [www.ci.lebanon.or.us](http://www.ci.lebanon.or.us)**

# **General Fund Non-Departmental-195**

## **Purpose**

The Non-Departmental Division provides budget authority for the centralization of some costs shared by all departments within the General Fund and for specific financial considerations such as electricity, insurance, audits, debt service, inter-fund transfers and the funds 2% working and 17% operating contingencies.

## **FY2017-2018 Objective**

The objective of the Non-Departmental Department for is to provide budgetary authority to support financial requirements not allocated in other divisions of the General Fund.

Including:

Dues & Subscriptions for the Council of Governments, Local Government Personnel Institute, the League of Oregon Cities, AORA, and the Chamber of Commerce

City Grants budget includes;

- \$6,000 Boys & Girls Club
- \$4,400 Meals on Wheels
- \$8,300 Linn Shuttle Service

## **FY2017-2018 Staffing**

Staffing costs are not provided in this division.

## City of Lebanon, OR

### Budget Report FY 2017-18

Account	Description	2015 Actual	2016 Actual	2017 Budget	2018 Proposed	2018 Approved	2018 Adopted
<b>195</b>	<b>NON-DEPARTMENTAL</b>						
<b>E2</b>	<b>Exp.-Materials &amp; Services</b>						
100-195-61010	Advertising	1,293	-	-	-	-	-
100-195-61013	Audit Expense	31,850	31,640	34,650	35,000	35,000	35,000
100-195-61124	Computer Expense	23,028	24,395	37,619	46,446	46,446	46,446
100-195-61130	Contract Services	12,530	15,648	23,531	16,576	16,576	16,576
100-195-61149	Mowing Expenses	12,854	8,327	11,000	11,000	11,000	11,000
100-195-61240	Dept/Operating Expense	665	905	1,000	1,500	1,500	1,500
100-195-61290	Dues & Subscriptions	29,220	31,914	31,471	34,271	34,271	34,271
100-195-61300	Duplication	13,551	11,591	14,200	13,500	13,500	13,500
100-195-61355	City Grants	5,592	16,189	16,713	18,700	18,700	18,700
100-195-61400	Insurance	73,504	90,987	102,856	100,734	100,734	100,734
100-195-61420	Ins Repair & Deduct	-	-	-	-	-	-
100-195-61560	Maint/Bldg (City Hall)	17,271	53,946	19,000	20,000	20,000	20,000
100-195-61570	Maint/Eqpt	5,566	1,584	2,175	2,890	2,890	2,890
100-195-61700	Office Supplies	1,067	1,273	1,000	1,500	1,500	1,500
100-195-61800	Petroleum	126	110	200	200	200	200
100-195-61820	Postage	4,404	3,845	4,500	4,500	4,500	4,500
100-195-61830	Property Taxes	288	-	300	300	300	300
100-195-61854	Safety Committee Exp	1,839	2,996	3,000	3,500	3,500	3,500
100-195-61900	Utilities (Gen'l)	84,007	95,186	119,000	115,000	115,000	115,000
	<b>Exp.-Materials &amp; Services Totals:</b>	<b>318,655</b>	<b>390,536</b>	<b>422,215</b>	<b>425,617</b>	<b>425,617</b>	<b>425,617</b>
<b>E3</b>	<b>Exp.-Capital Outlay</b>						
100-195-72300	Improvements	-	-	21,000	-	-	-
100-195-72600	Other Eqpt.	5,356	-	-	-	-	-
	<b>Exp.-Capital Outlay Totals:</b>	<b>5,356</b>	<b>-</b>	<b>21,000</b>	<b>-</b>	<b>-</b>	<b>-</b>



## City of Lebanon, OR Budget Report FY 2017-18

Account	Description	2015 Actual	2016 Actual	2017 Budget	2018 Proposed	2018 Approved	2018 Adopted
<b>E4</b>	<b>Exp.-Transfers Out</b>						
100-195-90027	To Info System Service	-	-	-	422,418	422,418	422,418
100-195-90028	To Custodial & Bldg Maint	84,966	91,404	105,211	91,984	91,984	91,984
100-195-90030	To PERS Bond-320	-	-	-	128,501	128,501	128,501
100-195-90051	To Equitable Sharing (US Marshall)	-	5,432	-	-	-	-
100-195-90105	To Eqpt Acq & Rep Fund	2,400	105,000	105,000	10,000	10,000	10,000
100-195-90183	To Streets 558 840	-	-	-	100,000	100,000	100,000
100-195-90184	To Cust/Maint Sal/Ben -545	-	-	-	30,517	30,517	30,517
	<b>Exp.-Transfers Out Totals:</b>	<b>87,366</b>	<b>201,836</b>	<b>210,211</b>	<b>783,420</b>	<b>783,420</b>	<b>783,420</b>
<b>E5</b>	<b>Exp.-Contingencies</b>						
100-195-80004	Working Contingency 2%	-	-	147,348	175,265	175,265	175,265
100-195-80005	Operating Contingency (Goal 17%)	-	-	960,008	1,226,855	1,218,865	1,218,865
	<b>Exp.-Contingencies Totals:</b>	<b>-</b>	<b>-</b>	<b>1,107,356</b>	<b>1,402,120</b>	<b>1,394,130</b>	<b>1,394,130</b>
<b>E6</b>	<b>Exp.-Debt Service</b>						
100-195-95500	Loan Principle	72,571	73,074	78,597	79,141	79,141	79,141
100-195-95600	Loan Interest	67,037	64,134	61,212	58,068	58,068	58,068
	<b>Exp.-Debt Service Totals:</b>	<b>139,608</b>	<b>137,208</b>	<b>139,809</b>	<b>137,209</b>	<b>137,209</b>	<b>137,209</b>
	<b>EXPENDITURES TOTALS:</b>	<b>550,985</b>	<b>729,580</b>	<b>1,900,591</b>	<b>2,748,366</b>	<b>2,740,376</b>	<b>2,740,376</b>
	<b>NON-DEPARTMENTAL Totals:</b>	<b>(550,985)</b>	<b>(729,580)</b>	<b>(1,900,591)</b>	<b>(2,748,366)</b>	<b>(2,740,376)</b>	<b>(2,740,376)</b>
	<b>FUND REVENUES</b>	<b>10,324,510</b>	<b>11,878,437</b>	<b>12,048,612</b>	<b>13,098,821</b>	<b>13,098,821</b>	<b>13,098,821</b>
	<b>FUND EXPENSES</b>	<b>8,587,311</b>	<b>9,715,623</b>	<b>12,048,612</b>	<b>13,098,821</b>	<b>13,098,821</b>	<b>13,098,821</b>
	<b>GENERAL FUND Totals:</b>	<b>1,737,199</b>	<b>2,162,814</b>	<b>-</b>	<b>-</b>	<b>-</b>	<b>-</b>

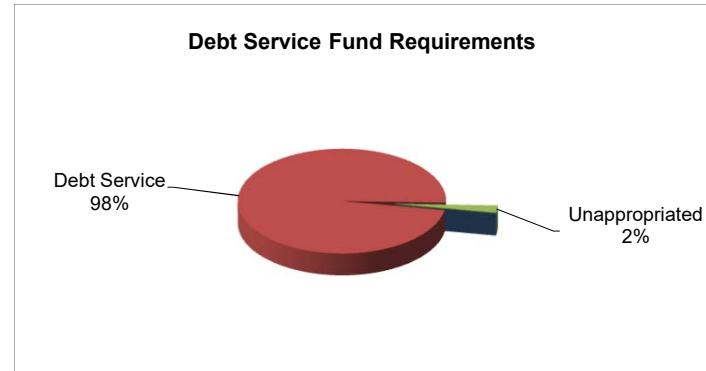
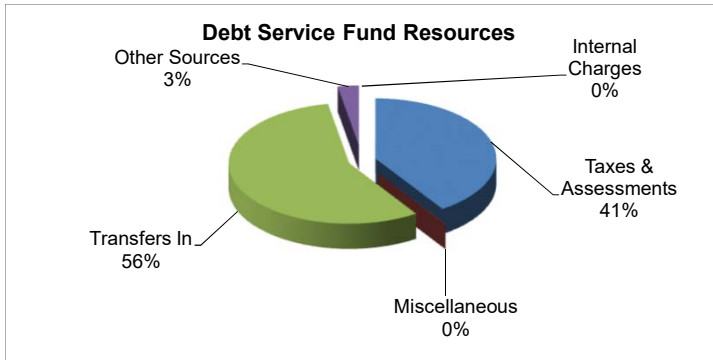


**Copies of this report can be found at: [www.ci.lebanon.or.us](http://www.ci.lebanon.or.us)**

**DEBT SERVICE FUND**  
**Adopted for the Fiscal Year 2017-18**

<b>RESOURCES</b>	
Taxes & Assessments	\$ 1,421,524
Licenses & Permits	-
Fines & Forfeits	-
Intergovernmental	-
Charges for Services	-
Miscellaneous	1,500
Transfers In	1,975,870
Other Sources	99,000
Internal Charges	-
<b>Total Resources</b>	<b>\$ 3,497,894</b>

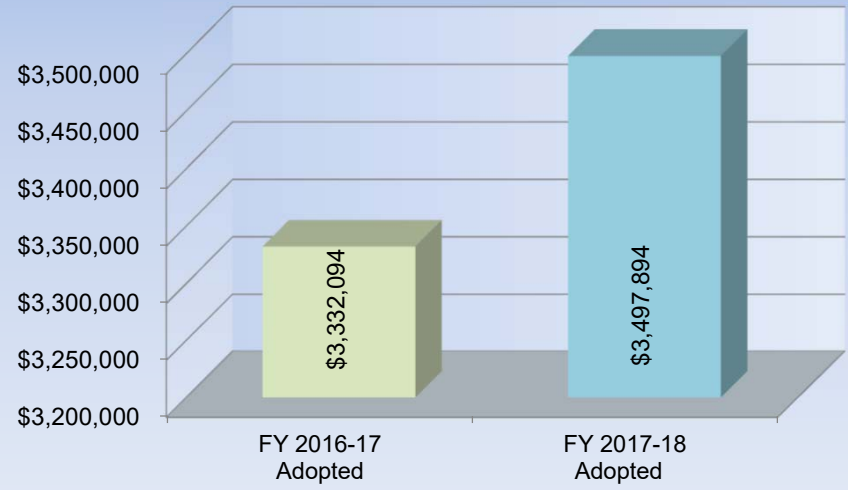
<b>REQUIREMENTS</b>	
Personnel Services	\$ -
Materials & Services	-
Capital Outlay	-
Transfers Out	-
Contingencies	-
Debt Service	3,417,894
Other Financing Use	-
Unappropriated	80,000
<b>Total Requirements</b>	<b>\$ 3,497,894</b>



**Adopted Requirements by Department and Type**

Dept-Activity	Personal Services	Materials & Services	Capital Outlay	Interfund Transfers	Contingency Fund	Debt Service	Unapprop	Adopted Budget	Percent of Fund Budget
314-G.O./FFC2015 Bonds	\$ -	\$ -	\$ -	\$ -	\$ -	\$ 1,845,924	\$ 80,000	<b>\$ 1,925,924</b>	55.06%
317-2013FFC Bond	-	-	-	-	-	1,369,700	-	<b>1,369,700</b>	39.16%
320-Pension Bond Series 2002	-	-	-	-	-	202,270	-	<b>202,270</b>	5.78%
<b>Fund Totals</b>	<b>\$ -</b>	<b>\$ -</b>	<b>\$ -</b>	<b>\$ -</b>	<b>\$ -</b>	<b>\$ 3,417,894</b>	<b>\$ 80,000</b>	<b>\$ 3,497,894</b>	100.00%
<b>Percent of Debt Service Fund</b>	<b>0.00%</b>	<b>0.00%</b>	<b>0.00%</b>	<b>0.00%</b>	<b>0.00%</b>	<b>97.71%</b>	<b>2.29%</b>	<b>100.00%</b>	

### Debt Service Funds Budget Comparison



**FY 2017-18 Adopted**

Personnel Services	\$	- Transfers Out	\$	-
Materials & Services	\$	- Contingencies	\$	-
Capital Outlay	\$	- Other Financing Uses	\$	-
Debt Service	\$	3,417,894 Unappropriated	\$	80,000

**FY 2016-17 Adopted**

Personnel Services	\$	- Transfers Out	\$	-
Materials & Services	\$	- Contingencies	\$	-
Capital Outlay	\$	- Other Financing Uses	\$	-
Debt Service	\$	3,332,094 Unappropriated	\$	-

# **Debt Service Fund GO/Full Faith & Credit Bond -314**

## **Purpose**

The City received voter approval of a ballot measure on November 7, 2006 to issue up to \$19,970,000 of general obligation bonds. The bonds have an issue date of June 1, 2007 (LEBGO2007). Proceeds were used to:

- (a) Construct, furnish and equip an approximately 29,923 square foot building with space for a new police station with court, information systems, and jail facilities; and
- (b) Construct, furnish and equip an approximately 19,345 square foot library.

In FY16 new debt was issued (FFC2015) which consisted of the following;  
LEBGO2007 refinanced with net savings of \$1,155,309 over the life of the bond  
Siemens wastewater Loan refinanced with net savings of \$85,616 over the life of the bond.

## **FY2017-2018 Objective**

Timely pay the required debt service payments on the FFC2015 debt issued in FY2016.

## **FY2017-2018 Staffing**

Staffing costs are not provided in this division.

## City of Lebanon, OR Budget Report FY 2017-18

Account	Description	2015 Actual	2016 Actual	2017 Budget	2018 Proposed	2018 Approved	2018 Adopted
<b>314</b>	<b>G.O. FUND REVENUE</b>						
<b>R1</b>	<b>Rev.-Taxes &amp; Assess</b>						
314-000-47010	Current Property Taxes	1,389,221	1,319,367	1,233,724	1,398,524	1,398,524	1,398,524
314-000-47020	Delinquent Prop Taxes	27,475	58,584	23,000	23,000	23,000	23,000
314-000-48101	Interest On Taxes	-	8,961	-	-	-	-
	<b>Rev.-Taxes &amp; Assess Totals:</b>	<b>1,416,696</b>	<b>1,386,912</b>	<b>1,256,724</b>	<b>1,421,524</b>	<b>1,421,524</b>	<b>1,421,524</b>
<b>R6</b>	<b>Rev.-Miscellaneous</b>						
314-000-48100	Interest On Investment	5,848	1,798	1,500	1,500	1,500	1,500
314-000-48140	Miscellaneous Revenue	-	111,461	-	-	-	-
	<b>Rev.-Miscellaneous Totals:</b>	<b>5,848</b>	<b>113,259</b>	<b>1,500</b>	<b>1,500</b>	<b>1,500</b>	<b>1,500</b>
<b>R7</b>	<b>Rev.-Transfers In</b>						
314-000-49030	Transfer In-WW	-	247,212	405,800	403,900	403,900	403,900
314-000-49033	From G.O. Construction Fund	-	-	-	-	-	-
	<b>Rev.-Transfers In Totals:</b>	<b>-</b>	<b>247,212</b>	<b>405,800</b>	<b>403,900</b>	<b>403,900</b>	<b>403,900</b>
<b>R8</b>	<b>Rev.-Other Sources</b>						
314-000-49901	Beginning Balance	197,278	204,021	185,000	99,000	99,000	99,000
	<b>Rev.-Other Sources Totals:</b>	<b>197,278</b>	<b>204,021</b>	<b>185,000</b>	<b>99,000</b>	<b>99,000</b>	<b>99,000</b>
	<b>REVENUES TOTALS:</b>	<b>1,619,822</b>	<b>1,951,404</b>	<b>1,849,024</b>	<b>1,925,924</b>	<b>1,925,924</b>	<b>1,925,924</b>
<b>314</b>	<b>G.O. FUND REVENUE</b>						
<b>E4</b>	<b>Exp.-Transfers Out</b>						
314-314-90010	To General Fund	-	-	-	-	-	-
314-314-90123	To Wastewater	-	-	-	-	-	-
	<b>Exp.-Transfers Out Totals:</b>	<b>-</b>	<b>-</b>	<b>-</b>	<b>-</b>	<b>-</b>	<b>-</b>

## City of Lebanon, OR Budget Report FY 2017-18

Account	Description	2015 Actual	2016 Actual	2017 Budget	2018 Proposed	2018 Approved	2018 Adopted
<b>E2</b>	<b>Exp.-Materials &amp; Services</b>						
314-314-61130	Contract Services	-	105,650	-	-	-	-
	<b>Exp.-Materials &amp; Services Totals:</b>	-	<b>105,650</b>	-	-	-	-
<b>E6</b>	<b>Exp.-Debt Service</b>						
314-314-95100	Bond Principal-2015-GO	690,000	995,000	830,000	945,000	945,000	945,000
314-314-95107	Bond Principal-2015-WW	-	205,000	345,000	350,000	350,000	350,000
314-314-95200	Bond Interest-2015-GO	725,800	396,333	533,224	497,024	497,024	497,024
314-314-95207	Bond Interest-2015-WW	-	42,212	60,800	53,900	53,900	53,900
	<b>Exp.-Debt Service Totals:</b>	<b>1,415,800</b>	<b>1,638,545</b>	<b>1,769,024</b>	<b>1,845,924</b>	<b>1,845,924</b>	<b>1,845,924</b>
<b>E7</b>	<b>Exp.-Unappropriated</b>						
314-314-92010	Unapprop End Fund Bal	-	-	80,000	80,000	80,000	80,000
	<b>Exp.-Unappropriated Totals:</b>	-	-	<b>80,000</b>	<b>80,000</b>	<b>80,000</b>	<b>80,000</b>
<b>EXPENDITURES TOTALS:</b>		<b>1,415,800</b>	<b>1,744,195</b>	<b>1,849,024</b>	<b>1,925,924</b>	<b>1,925,924</b>	<b>1,925,924</b>
<b>FUND REVENUES</b>		<b>1,619,822</b>	<b>1,951,404</b>	<b>1,849,024</b>	<b>1,925,924</b>	<b>1,925,924</b>	<b>1,925,924</b>
<b>FUND EXPENSES</b>		<b>1,415,800</b>	<b>1,744,195</b>	<b>1,849,024</b>	<b>1,925,924</b>	<b>1,925,924</b>	<b>1,925,924</b>
<b>G.O. FUND REVENUE Totals:</b>		<b>204,022</b>	<b>207,209</b>	-	-	-	-



**Copies of this report can be found at: [www.ci.lebanon.or.us](http://www.ci.lebanon.or.us)**



# **Debt Service Fund**

## **2013 Full Faith & Credit Bond -317**

### **Purpose**

#### **Water:**

In June 1991, the City issued construction bonds which were refinanced in 1993. The 1993 bonds were then refinanced in February of 2004 and again in 2013. The two refinancing's had a net savings of \$348,580 over the remaining life of the bonds. The final payment on this bond will be in June 2022, the interest rates range from 2.00% to 4.00%.

#### **Wastewater:**

In June 1990, the City issued construction bonds which have been refinanced three – in 1993, 2003 and 2013. The three refinancing's had a net savings of \$589,816 over the remaining life of the bonds. The final payment on this bond will be in June of 2020. Interest rates range from 2.00% to 4.00%

#### **Northwest URD:**

In July 2013, the City issued \$12,000,000 bond which financed payments to Lowes under an economic development agreement and financed a portion of a new water tank. The payment on this bond will be in June 2028. Interest rates range from 2.00% to 5.00%. (part of 2013FFC).

### **FY2017-2018 Objective**

Timely pay the required debt service payments on the FFC2013 debt issued in FY2013.

### **FY2017-2018 Staffing**

Staffing costs are not provided in this division.

## City of Lebanon, OR Budget Report FY 2017-18

Account	Description	2015 Actual	2016 Actual	2017 Budget	2018 Proposed	2018 Approved	2018 Adopted
<b>R6</b>	<b>Rev.-Miscellaneous</b>						
317-000-48100	Interest On Investment	3,200	21	-	-	-	-
	<b>Rev.-Miscellaneous Totals:</b>	<b>3,200</b>	<b>21</b>	<b>-</b>	<b>-</b>	<b>-</b>	<b>-</b>
<b>R7</b>	<b>Rev.-Transfers In</b>						
317-000-49022	Transfer In-430	241,850	243,150	242,791	241,450	241,450	241,450
317-000-49025	Transfer In-470	274,350	279,850	277,800	275,600	275,600	275,600
317-000-49098	Transfer In-925	826,350	853,450	840,550	852,650	852,650	852,650
	<b>Rev.-Transfers In Totals:</b>	<b>1,342,550</b>	<b>1,376,450</b>	<b>1,361,141</b>	<b>1,369,700</b>	<b>1,369,700</b>	<b>1,369,700</b>
<b>R8</b>	<b>Rev.-Other Sources</b>						
317-000-42030	Bond Sale Proceeds	-	-	-	-	-	-
317-000-49901	Beginning Balance	1,460	4,659	4,659	-	-	-
	<b>Rev.-Other Sources Totals:</b>	<b>1,460</b>	<b>4,659</b>	<b>4,659</b>	<b>-</b>	<b>-</b>	<b>-</b>
<b>REVENUES TOTALS:</b>		<b>1,347,210</b>	<b>1,381,130</b>	<b>1,365,800</b>	<b>1,369,700</b>	<b>1,369,700</b>	<b>1,369,700</b>
<b>317</b>	<b>FULL FAITH &amp; CREDIT (FF&amp;C) 2013</b>						
<b>E4</b>	<b>Exp.-Transfers Out</b>						
317-317-90164	Trans Out -925	-	-	-	-	-	-
	<b>Exp.-Transfers Out Totals:</b>	<b>-</b>	<b>-</b>	<b>-</b>	<b>-</b>	<b>-</b>	<b>-</b>

## City of Lebanon, OR Budget Report FY 2017-18

Account	Description	2015 Actual	2016 Actual	2017 Budget	2018 Proposed	2018 Approved	2018 Adopted
<b>E5</b>	<b>Exp.-Contingencies</b>						
317-317-80005	Operating Contingency	-	-	-	-	-	-
	<b>Exp.-Contingencies Totals:</b>	-	-	-	-	-	-
<b>E6</b>	<b>Exp.-Debt Service</b>						
317-317-95100	Bond Principal-NWURD	395,000	430,000	430,000	455,000	455,000	455,000
317-317-95200	Bond Interest-NWURD	431,350	423,450	410,550	397,650	397,650	397,650
317-317-95107	Bond Principal-WWater	225,000	235,000	240,000	245,000	245,000	245,000
317-317-95207	Bond Interest-WWater	49,350	44,850	37,800	30,600	30,600	30,600
317-317-95108	Bond Principal-Water	185,000	190,000	200,000	200,000	200,000	200,000
317-317-95208	Bond Interest-Water	56,850	53,150	47,450	41,450	41,450	41,450
	<b>Exp.-Debt Service Totals:</b>	<b>1,342,550</b>	<b>1,376,450</b>	<b>1,365,800</b>	<b>1,369,700</b>	<b>1,369,700</b>	<b>1,369,700</b>
<b>E7</b>	<b>Exp.-Unappropriated</b>						
317-317-92010	Unapprop End Fund Bal	-	-	-	-	-	-
	<b>Exp.-Unappropriated Totals:</b>	-	-	-	-	-	-
<b>EXPENDITURES TOTALS:</b>		<b>1,342,550</b>	<b>1,376,450</b>	<b>1,365,800</b>	<b>1,369,700</b>	<b>1,369,700</b>	<b>1,369,700</b>
<b>FUND REVENUES</b>		<b>1,347,210</b>	<b>1,381,130</b>	<b>1,365,800</b>	<b>1,369,700</b>	<b>1,369,700</b>	<b>1,369,700</b>
<b>FUND EXPENSES</b>		<b>1,342,550</b>	<b>1,376,450</b>	<b>1,365,800</b>	<b>1,369,700</b>	<b>1,369,700</b>	<b>1,369,700</b>
<b>WATER BONDS Totals:</b>		<b>4,660</b>	<b>4,680</b>	<b>-</b>	<b>-</b>	<b>-</b>	<b>-</b>

# **Debt Service Fund Pension Bond -320**

## **Purpose**

In March 2002, the City joined with nine other local governments and issued Limited Tax Pension Bonds to finance all of the estimated unfunded actuarial liability (UAL) as of December 31, 2000 with the Oregon Public Employees Retirement System (PERS). The advantage to the City was the UAL was financed at a rate of 7.04% versus 8.00% if it had been financed with PERS through our employer rates. Also, with a pooled issue, the issuance costs were shared among the participating local governments resulting in lower individual issuance costs. This issuance is projected to save the City \$285,812 over the twenty-six year life of the bond.

## **FY2017-2018 Objective**

Timely pay the required debt service payments on the Pension obligation debt issued in FY2002.

## **FY2017-2018 Staffing**

Staffing costs are not provided in this division.

## City of Lebanon, OR Budget Report FY 2017-18

Account	Description	2015 Actual	2016 Actual	2017 Budget	2018 Proposed	2018 Approved	2018 Adopted
<b>320</b>	<b>PENSION BOND SERIES 2002</b>						
<b>R6</b>	<b>Rev.-Miscellaneous</b>						
320-000-48100	Interest On Investment	450	(636)	-	-	-	-
320-000-48140	Miscellaneous Revenue	-	-	-	-	-	-
	<b>Rev.-Miscellaneous Totals:</b>	<b>450</b>	<b>(636)</b>	<b>-</b>	<b>-</b>	<b>-</b>	<b>-</b>
<b>R7</b>	<b>Rev.-Transfers In</b>						
320-000-49030	Transfer In	177,023	187,270	197,270	202,270	202,270	202,270
	<b>Rev.-Transfers In Totals:</b>	<b>177,023</b>	<b>187,270</b>	<b>197,270</b>	<b>202,270</b>	<b>202,270</b>	<b>202,270</b>
	<b>Rev.-Other Sources</b>						
320-000-49901	Beginning Balance	432	636	-	-	-	-
	<b>Rev.-Other Sources Totals:</b>	<b>432</b>	<b>636</b>	<b>-</b>	<b>-</b>	<b>-</b>	<b>-</b>
	<b>REVENUES TOTALS:</b>	<b>177,905</b>	<b>187,270</b>	<b>197,270</b>	<b>202,270</b>	<b>202,270</b>	<b>202,270</b>
<b>E6</b>	<b>Exp.-Debt Service</b>						
320-320-95100	Bond Principal	31,704	32,796	33,687	32,872	32,872	32,872
320-320-95200	Bond Interest	145,566	154,473	163,583	169,398	169,398	169,398
	<b>Exp.-Debt Service Totals:</b>	<b>177,270</b>	<b>187,269</b>	<b>197,270</b>	<b>202,270</b>	<b>202,270</b>	<b>202,270</b>
	<b>EXPENDITURES TOTALS:</b>	<b>177,270</b>	<b>187,269</b>	<b>197,270</b>	<b>202,270</b>	<b>202,270</b>	<b>202,270</b>
	<b>FUND REVENUES</b>	<b>177,905</b>	<b>187,270</b>	<b>197,270</b>	<b>202,270</b>	<b>202,270</b>	<b>202,270</b>
	<b>FUND EXPENSES</b>	<b>177,270</b>	<b>187,269</b>	<b>197,270</b>	<b>202,270</b>	<b>202,270</b>	<b>202,270</b>
	<b>PENSION BOND SERIES 2002 Totals:</b>	<b>635</b>	<b>1</b>	<b>-</b>	<b>-</b>	<b>-</b>	<b>-</b>

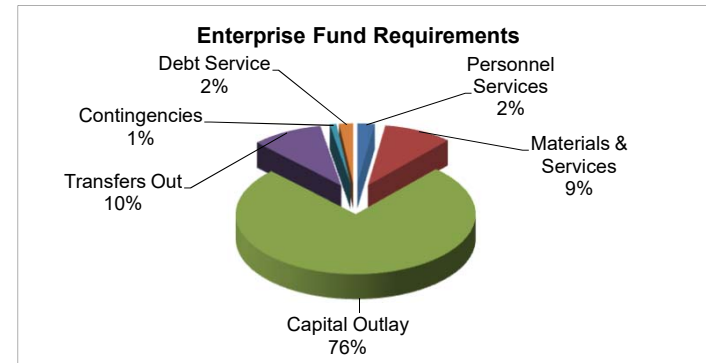
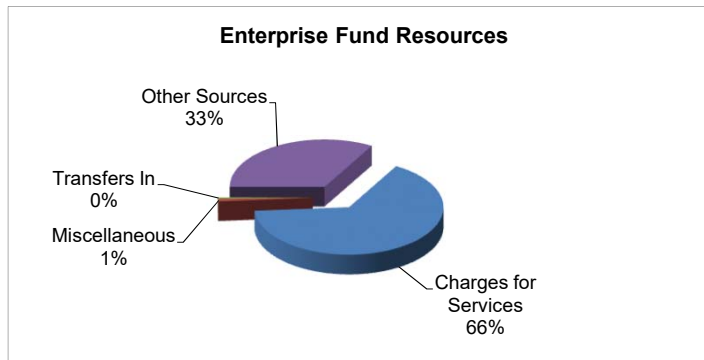


**Copies of this report can be found at: [www.ci.lebanon.or.us](http://www.ci.lebanon.or.us)**

ENTERPRISE FUND  
Adopted for the Fiscal Year 2017-18

RESOURCES	
Taxes & Assessments	\$ -
Licenses & Permits	-
Fines & Forfeits	-
Intergovernmental	19,500,000
Charges for Services	10,615,500
Miscellaneous	121,700
Transfers In	67,350
Other Sources	5,411,601
<b>Total Resources</b>	<b>\$ 35,716,151</b>

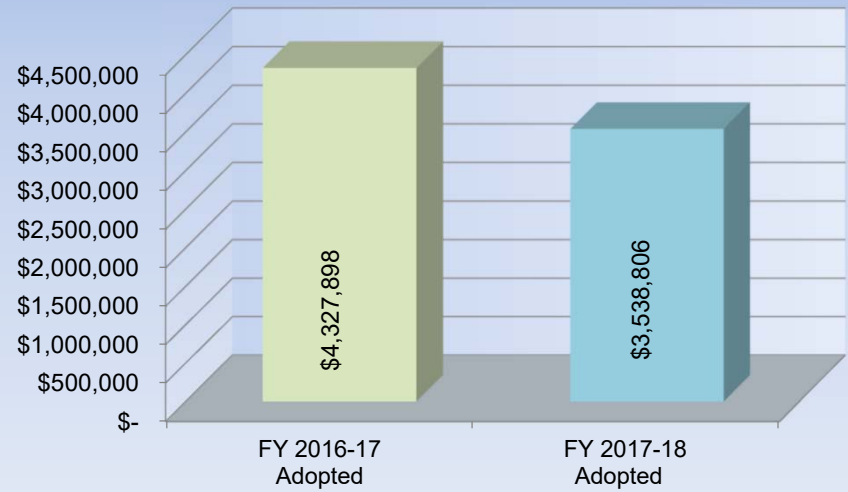
REQUIREMENTS	
Personnel Services	\$ 837,428
Materials & Services	3,325,284
Capital Outlay	27,123,000
Transfers Out	3,434,249
Contingencies	318,469
Debt Service	677,721
Unappropriated	-
<b>Total Requirements</b>	<b>\$ 35,716,151</b>



**Adopted Requirements by Department and Type**

Dept-Activity	Personal Services	Materials & Services	Capital Outlay	Interfund Transfers	Contingency Fund	Debt Service	Unapprop	Adopted Budget	Percent of Fund Budget
430-Water	\$ 381,860	\$ 609,346	\$ 28,500	\$ 1,401,544	\$ 32,466	\$ -	\$ -	\$ 2,453,716	6.86%
433-Water Plant Operation	144,090	681,000	10,000	-	-	-	-	835,090	2.34%
435-Water CIP	-	-	250,000	-	-	-	-	250,000	0.70%
438-Water Treatment Plant CIP	-	-	24,550,000	-	-	-	-	24,550,000	68.74%
450-Stormdrainage	-	83,600	390,000	271,003	21,698	-	-	766,301	2.15%
470-Wastewater	311,478	530,338	44,500	1,761,702	264,305	-	-	2,912,323	8.15%
473-Wastewater Plant Operation	-	1,221,000	110,000	-	-	-	-	1,331,000	3.73%
474-Sewer & Lateral Repair Proc	-	-	590,000	-	-	-	-	590,000	1.65%
475-Wastewater CIP	-	200,000	1,150,000	-	-	-	-	1,350,000	3.78%
476-Wastewater Bond Debt Serv	-	-	-	-	-	677,721	-	677,721	1.90%
<b>Fund Totals</b>	<b>\$ 837,428</b>	<b>\$ 3,325,284</b>	<b>\$ 27,123,000</b>	<b>\$ 3,434,249</b>	<b>\$ 318,469</b>	<b>\$ 677,721</b>	<b>\$ -</b>	<b>\$ 35,716,151</b>	<b>100.00%</b>
<b>Percent of Enterprise Fund</b>	<b>2.34%</b>	<b>9.31%</b>	<b>75.94%</b>	<b>9.62%</b>	<b>0.89%</b>	<b>1.90%</b>	<b>0.00%</b>	<b>100.00%</b>	

### Water Utility Budget Comparison



**FY 2017-18 Adopted**

Personnel Services	\$ 525,950	Transfers Out	\$ 1,401,544
Materials & Services	\$ 1,290,346	Contingencies	\$ 32,466
Capital Outlay	\$ 288,500	Other Financing Uses	\$ -
Debt Service	\$ -	Unappropriated	\$ -

**FY 2016-17 Adopted**

Personnel Services	\$ 345,656	Transfers Out	\$ 1,490,822
Materials & Services	\$ 1,747,425	Contingencies	\$ 230,495
Capital Outlay	\$ 513,500	Other Financing Uses	+
Debt Service	\$ -	Unappropriated	\$ -



# **Enterprise Fund Water Utility-430**

## **Purpose**

The purpose of the water utility is three-fold – water treatment, water storage/distribution, and capital infrastructure. Depending on the time of year, from 1.7 to 3.8 million gallons per day of raw water are drawn from the canal and treated to comply with all state and federal regulations. The City contracts for the operation of the Water Treatment Plant with Operations Management International (CH2M Hill). This utility also funds the operation, maintenance, and engineering required for 77 miles of water piping and the two storage reservoirs. Construction of the City's new Water Treatment Plant and intake will begin in FY 17/18. Operations/Maintenance and Engineering of the water storage/distribution system is performed by city staff.

## **FY2017-2018 Objective**

The objective of the Water Utility is to continue to provide safe drinking water to the citizens of Lebanon, part of which will be to begin construction of a new Water Treatment Plant.

## **FY2017-2018 Staffing**

There are 3.95 FTE from the Public Works Maintenance Division Personnel assigned entirely to this fund. The amounts budgeted in Personal Services reflect this total.

## City of Lebanon, OR

### Budget Report FY 2017-18

Account	Description	2015 Actual	2016 Actual	2017 Budget	2018 Proposed	2018 Approved	2018 Adopted
<b>430</b>	<b>WATER UTILITY</b>						
<b>R4</b>	<b>Rev.-Intergovernmental</b>						
430-000-41050	State Grant/Loan Funds #1	4,207	-	10,000,000	12,000,000	12,000,000	12,000,000
430-000-41051	State Grant/Loan Funds #2	-	-	11,000,000	7,500,000	7,500,000	7,500,000
	<b>Rev.-Intergovernmental Totals:</b>	<b>4,207</b>	<b>-</b>	<b>21,000,000</b>	<b>19,500,000</b>	<b>19,500,000</b>	<b>19,500,000</b>
<b>R5</b>	<b>Rev.-Chgs for Services</b>						
430-000-48121	Water Fees	4,480,110	4,858,833	4,840,492	4,944,000	4,944,000	4,944,000
430-000-48122	Water Penalties	53,186	43,478	30,000	30,000	30,000	30,000
	<b>Rev.-Chgs for Services Totals:</b>	<b>4,533,296</b>	<b>4,902,311</b>	<b>4,870,492</b>	<b>4,974,000</b>	<b>4,974,000</b>	<b>4,974,000</b>
<b>R6</b>	<b>Rev.-Miscellaneous</b>						
430-000-48042	Credit Checks	3,300	4,660	3,000	-	-	-
430-000-48100	Interest On Investment	7,475	17,353	5,000	15,000	15,000	15,000
435-000-48100	**Interest On Investment	11,558	-	-	-	-	-
430-000-48140	Miscellaneous Revenue	94,710	102,282	95,000	95,000	95,000	95,000
	<b>Rev.-Miscellaneous Totals:</b>	<b>117,043</b>	<b>124,295</b>	<b>103,000</b>	<b>110,000</b>	<b>110,000</b>	<b>110,000</b>
<b>R7</b>	<b>Rev.-Transfers In</b>						
430-000-49000	Trans In Sal/Ben funding-470	4,035	4,377	4,406	4,806	4,806	4,806
430-000-49098	From NW Urban Renewal	39,692	-	-	-	-	-
433-000-49022	**From Water Fund-430	655,000	-	-	-	-	-
433-000-49037	**From Operations & Environ-537	72,690	-	-	-	-	-
435-000-49022	**From Water Fund-430	2,100,000	-	-	-	-	-
	<b>Rev.-Transfers In Totals:</b>	<b>2,871,417</b>	<b>4,377</b>	<b>4,406</b>	<b>4,806</b>	<b>4,806</b>	<b>4,806</b>

## City of Lebanon, OR Budget Report FY 2017-18

Account	Description	2015 Actual	2016 Actual	2017 Budget	2018 Proposed	2018 Approved	2018 Adopted
<b>R8</b>	<b>Rev.-Other Sources</b>						
430-000-49901	Beginning Balance	896,259	2,725,118	2,900,000	3,500,000	3,500,000	3,500,000
435-000-49901	**Beginning Balance	649,299	-	-	-	-	-
	<b>Rev.-Other Sources Totals:</b>	<b>1,545,558</b>	<b>2,725,118</b>	<b>2,900,000</b>	<b>3,500,000</b>	<b>3,500,000</b>	<b>3,500,000</b>
	<b>REVENUES TOTALS:</b>	<b>9,071,521</b>	<b>7,756,101</b>	<b>28,877,898</b>	<b>28,088,806</b>	<b>28,088,806</b>	<b>28,088,806</b>
<b>430</b>	<b>WATER UTILITY</b>						
<b>E1</b>	<b>Exp.-Personnel Services</b>						
430-430-50001	Salaries	191,400	189,260	199,863	210,799	210,799	210,799
430-430-50005	Part Time	-	-	-	-	-	-
430-430-50600	Overtime	1,979	2,304	5,400	3,900	3,900	3,900
430-430-51000	Fringe Benefits	122	85	140,393	167,161	167,161	167,161
430-430-51005	Taxes - Federal	14,500	14,363	-	-	-	-
430-430-51010	Taxes - State	62	67	-	-	-	-
430-430-51015	PERS	28,847	32,243	-	-	-	-
430-430-51020	Workers Compensation	9,263	9,234	-	-	-	-
430-430-51023	Unemployment	14,621	-	-	-	-	-
430-430-51025	Insurance - Health	51,587	53,379	-	-	-	-
430-430-51030	Insurance - HRA/PSA	14,636	18,413	-	-	-	-
430-430-51036	Insurance - Life/LTD	388	396	-	-	-	-
430-430-51040	Insurance - Disability	788	785	-	-	-	-
430-430-59000	Group Term Life	-	-	-	-	-	-
	<b>Exp.-Personnel Services Totals:</b>	<b>328,193</b>	<b>320,529</b>	<b>345,656</b>	<b>381,860</b>	<b>381,860</b>	<b>381,860</b>
<b>E2</b>	<b>Exp.-Materials &amp; Services</b>						
430-430-60300	Depreciation	-	-	-	-	-	-
430-430-61011	Advertising (Eng)	212	1,631	2,000	1,500	1,500	1,500
430-430-61012	Advertising (Maint)	810	-	2,500	-	-	-
430-430-61121	Communication (Eng)	217	-	1,000	1,000	1,000	1,000
430-430-61122	Communication (Maint)	551	1,067	500	750	750	750
430-430-61124	Computer Expense	498	-	-	-	-	-

## City of Lebanon, OR

### Budget Report FY 2017-18

<b>Account</b>	<b>Description</b>	<b>2015 Actual</b>	<b>2016 Actual</b>	<b>2017 Budget</b>	<b>2018 Proposed</b>	<b>2018 Approved</b>	<b>2018 Adopted</b>
430-430-61126	Computer Exp (Eng)	4,596	18,432	10,000	10,000	10,000	10,000
430-430-61127	Computer Exp (Maint)	-	5	3,500	3,500	3,500	3,500
430-430-61130	Contract Services-Utility Billing	899	1,142	-	500	500	500
430-430-61133	Contract Serv (Eng)	3,585	5,533	5,500	12,000	12,000	12,000
430-430-61134	Contract Serv (Maint)	19,968	29,820	50,000	50,000	50,000	50,000
430-430-61140	Merchant Card Fees-UtilityBilling	23,275	24,532	25,000	30,000	30,000	30,000
430-430-61240	Dept/Operating Expense	328	2,538	-	-	-	-
430-430-61241	Operating Exp (Eng)	4,124	4,472	2,500	4,000	4,000	4,000
430-430-61242	Operating Exp (Maint)	57,626	96,978	85,000	85,000	85,000	85,000
430-430-61251	Op Supplies (Eng)	578	129	1,500	1,000	1,000	1,000
430-430-61252	Op Supplies (Maint)	455	2,586	2,000	2,000	2,000	2,000
430-430-61291	Dues & Subscript (Eng)	769	1,030	3,000	3,000	3,000	3,000
430-430-61292	Dues & Subs (Maint)	1,130	638	2,400	3,000	3,000	3,000
430-430-61300	Duplication-Utility Billing	20,829	22,203	21,500	22,000	22,000	22,000
430-430-61321	Education & Trng (Eng)	4,365	3,353	8,000	6,000	6,000	6,000
430-430-61322	Ed & Trng (Maint)	3,746	2,729	8,000	8,000	8,000	8,000
430-430-61400	Insurance	40,360	44,685	57,625	57,496	57,496	57,496
430-430-61501	Uniforms (Eng)	515	-	700	700	700	700
430-430-61502	Uniforms (Maint)	2,623	3,314	3,500	3,500	3,500	3,500
430-430-61520	Utility Franchise Fee	232,173	249,537	240,000	247,200	247,200	247,200
430-430-61560	Maint/Bldg (Gen'l)	79	113	-	-	-	-
430-430-61561	Maint/Bldg (Eng)	748	-	1,500	1,000	1,000	1,000
430-430-61562	Maint/Bldg (Maint)	2,289	3,813	7,000	7,000	7,000	7,000
430-430-61571	Maint/Eqpt (Eng)	481	373	800	800	800	800
430-430-61572	Maint/Eqpt (Maint)	1,606	1,118	1,500	1,500	1,500	1,500
430-430-61581	Maint/Vehicles (Eng)	1,302	865	1,500	1,500	1,500	1,500
430-430-61582	Maint/Vehicles (Maint)	7,136	19,551	15,000	15,000	15,000	15,000
430-430-61601	Mtgs & Conf (Eng)	1,272	4,026	2,500	4,000	4,000	4,000
430-430-61602	Mtgs & Conf (Maint)	1,525	1,835	2,000	2,000	2,000	2,000
430-430-61701	Office Supplies (Eng)	485	1,138	1,100	1,100	1,100	1,100
430-430-61702	Off Supplies (Maint)	409	359	800	800	800	800
430-430-61801	Petroleum (Eng)	1,608	1,078	1,000	1,100	1,100	1,100

## City of Lebanon, OR

### Budget Report FY 2017-18

Account	Description	2015 Actual	2016 Actual	2017 Budget	2018 Proposed	2018 Approved	2018 Adopted
430-430-61802	Petroleum (Maint)	7,952	6,982	15,000	15,000	15,000	15,000
430-430-61820	Postage-Utility Billing	542	799	1,000	900	900	900
430-430-61850	Refunds-Utility Billing	-	-	-	-	-	-
430-430-61902	Utilities (Maint)	3,865	7,580	4,500	5,500	5,500	5,500
<b>Exp.-Materials &amp; Services Totals:</b>		<b>455,531</b>	<b>565,984</b>	<b>590,925</b>	<b>609,346</b>	<b>609,346</b>	<b>609,346</b>
<b>E3</b>	<b>Exp.-Capital Outlay</b>						
430-430-72102	Buildings (Maint)	-	-	-	-	-	-
430-430-72301	Improvements (Eng)	-	1,466	-	-	-	-
430-430-72500	Office Eqpt.	-	-	-	-	-	-
430-430-72501	Office Eqpt (Eng)	251	-	3,500	3,500	3,500	3,500
430-430-72601	Other Eqpt (Eng)	-	-	-	-	-	-
430-430-72602	Other Eqpt (Maint)	10,061	1,223	25,000	25,000	25,000	25,000
<b>Exp.-Capital Outlay Totals:</b>		<b>10,312</b>	<b>2,689</b>	<b>28,500</b>	<b>28,500</b>	<b>28,500</b>	<b>28,500</b>
<b>E4</b>	<b>Exp.-Transfers Out</b>						
430-430-90010	To General Fund	72,414	77,911	82,409	88,542	88,542	88,542
430-430-90011	To GF-Sal/Ben	608,720	818,468	833,722	786,138	786,138	786,138
433-433-90011	**To GF-Sal/Ben	95,482	-	-	-	-	-
430-430-90017	To Debt Service-317	241,850	243,150	242,791	241,450	241,450	241,450
430-430-90023	To Plant Operation-433	655,000	-	-	-	-	-
430-430-90025	To GIS-540	42,105	48,105	77,853	35,000	35,000	35,000
430-430-90027	To Info System Service-542	108,142	109,751	91,673	75,080	75,080	75,080
430-430-90028	To Custodial & Bldg Maint-545	8,997	7,522	8,504	7,358	7,358	7,358
430-430-90030	To PERS Bond-320	22,681	22,621	23,870	25,459	25,459	25,459
430-430-90105	To Eqpt Acq & Rep Fund-820	52,000	112,000	130,000	112,000	112,000	112,000
430-430-90120	To Water CIP-435	2,100,000	-	-	-	-	-
430-430-90122	To Sm Wtr Line Replace	-	-	-	-	-	-
430-430-90184	To Cust/Maint Sal/Ben 545	-	-	-	30,517	30,517	30,517
<b>Exp.-Transfers Out Totals:</b>		<b>4,007,391</b>	<b>1,439,528</b>	<b>1,490,822</b>	<b>1,401,544</b>	<b>1,401,544</b>	<b>1,401,544</b>

**City of Lebanon, OR**  
**Budget Report FY 2017-18**

<b>Account</b>	<b>Description</b>	<b>2015 Actual</b>	<b>2016 Actual</b>	<b>2017 Budget</b>	<b>2018 Proposed</b>	<b>2018 Approved</b>	<b>2018 Adopted</b>
<b>E5</b>	<b>Exp.-Contingencies</b>						
430-430-80005	Operating Contingency	-	-	230,495	32,466	32,466	32,466
	<b>Exp.-Contingencies Totals:</b>	-	-	<b>230,495</b>	<b>32,466</b>	<b>32,466</b>	<b>32,466</b>
<b>E7</b>	<b>Exp.-Unappropriated</b>						
430-430-92010	Unapprop End Fund Bal	-	-	-	-	-	-
	<b>Exp.-Unappropriated Totals:</b>	-	-	-	-	-	-
<b>EXPENDITURES TOTALS:</b>		<b>4,801,427</b>	<b>2,328,730</b>	<b>2,686,398</b>	<b>2,453,716</b>	<b>2,453,716</b>	<b>2,453,716</b>

## City of Lebanon, OR

### Budget Report FY 2017-18

Account	Description	2015 Actual	2016 Actual	2017 Budget	2018 Proposed	2018 Approved	2018 Adopted
<b>433</b>	<b>WATER TREATMENT PLANT</b>						
<b>E1</b>	<b>Exp.-Personnel Services</b>						
430-433-50001	Salaries	-	-	-	84,278	84,278	84,278
430-433-50003	Fringe Benefits	-	-	-	-	-	-
430-433-50600	Overtime	-	-	-	1,500	1,500	1,500
430-433-51000	Fringe Benefits	-	-	-	58,312	58,312	58,312
430-433-51005	Taxes - Federal	-	-	-	-	-	-
430-433-51015	PERS	-	-	-	-	-	-
430-433-51020	Workers Compensation	-	-	-	-	-	-
430-433-59000	Group Term Life	-	-	-	-	-	-
	<b>Exp.-Personnel Services Totals:</b>	<b>-</b>	<b>-</b>	<b>-</b>	<b>144,090</b>	<b>144,090</b>	<b>144,090</b>
<b>E2</b>	<b>Exp.-Materials &amp; Services</b>						
430-433-61010	Advertising	-	1,488	2,000	2,500	2,500	2,500
430-433-61119	Communication	-	2,924	3,500	3,500	3,500	3,500
430-433-61124	Computer Expense	-	928	2,000	2,000	2,000	2,000
430-433-61130	Contract Services	-	507,470	626,000	650,000	650,000	650,000
430-433-61240	Dept/Operating Expense	-	5,731	18,000	18,000	18,000	18,000
430-433-61300	Duplication	-	-	2,500	2,500	2,500	2,500
430-433-61320	Education & Training	-	2,764	2,500	2,500	2,500	2,500
433-433-61119	**Communication	3,808	-	-	-	-	-
433-433-61124	**Computer Expense	733	-	-	-	-	-
433-433-61130	**Contract Services	515,335	-	-	-	-	-
433-433-61240	**Dept/Operating Expense	11,210	-	-	-	-	-
433-433-61320	**Education & Training	1,401	-	-	-	-	-
	<b>Exp.-Materials &amp; Services Totals:</b>	<b>532,487</b>	<b>521,305</b>	<b>656,500</b>	<b>681,000</b>	<b>681,000</b>	<b>681,000</b>
<b>E3</b>	<b>Exp.-Capital Outlay</b>						
430-433-72300	Improvements	19,786	5,610	35,000	10,000	10,000	10,000
433-433-72600	Other Eqpt.	-	-	-	-	-	-
	<b>Exp.-Capital Outlay Totals:</b>	<b>19,786</b>	<b>5,610</b>	<b>35,000</b>	<b>10,000</b>	<b>10,000</b>	<b>10,000</b>
	<b>EXPENDITURES TOTALS:</b>	<b>552,273</b>	<b>526,915</b>	<b>691,500</b>	<b>835,090</b>	<b>835,090</b>	<b>835,090</b>

## City of Lebanon, OR

### Budget Report FY 2017-18

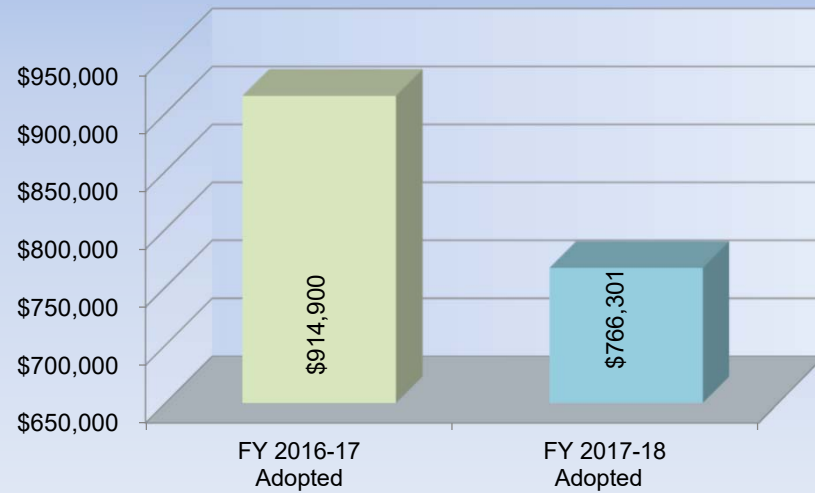
Account	Description	2015 Actual	2016 Actual	2017 Budget	2018 Proposed	2018 Approved	2018 Adopted
<b>435</b>	<b>WATER UTILITY C.I.P.</b>						
<b>E2</b>	<b>Exp.-Materials &amp; Services</b>						
430-435-61011	Advertising (Eng)	-	852	-	-	-	-
430-435-60300	Depreciation	-	-	-	-	-	-
430-435-61130	Contract Services	-	410,150	500,000	-	-	-
435-435-61011	**Advertising (Eng)	142	-	-	-	-	-
435-435-61130	**Contract Services	248,926	-	-	-	-	-
	<b>Exp.-Materials &amp; Services Totals:</b>	<b>249,068</b>	<b>411,002</b>	<b>500,000</b>	<b>-</b>	<b>-</b>	<b>-</b>
<b>E3</b>	<b>Exp.-Capital Outlay</b>						
430-435-72301	Improvements (Eng)	-	1,620,741	250,000	250,000	250,000	250,000
430-435-72302	Improvements (Maint)	-	147,764	200,000	-	-	-
**435-435-72301	Improvements (Eng)	504,642	-	-	-	-	-
**435-435-72302	Improvements (Maint)	199,299	-	-	-	-	-
	<b>Exp.-Capital Outlay Totals:</b>	<b>703,941</b>	<b>1,768,505</b>	<b>450,000</b>	<b>250,000</b>	<b>250,000</b>	<b>250,000</b>
	<b>EXPENDITURES TOTALS:</b>	<b>953,009</b>	<b>2,179,507</b>	<b>950,000</b>	<b>250,000</b>	<b>250,000</b>	<b>250,000</b>



## City of Lebanon, OR Budget Report FY 2017-18

Account	Description	2015 Actual	2016 Actual	2017 Budget	2018 Proposed	2018 Approved	2018 Adopted
<b>438</b>	<b>WATER UTILITY WATER TREATMENT PLANT C.I.P.</b>						
<b>E3</b>	<b>Exp.-Capital Outlay</b>						
430-438-72300	Improvements -Cash	-	-	3,550,000	5,050,000	5,050,000	5,050,000
430-438-72301	Improvements -Loan 1	-	-	10,000,000	12,000,000	12,000,000	12,000,000
430-438-72302	Improvements -Loan2	-	-	11,000,000	7,500,000	7,500,000	7,500,000
	<b>Exp.-Capital Outlay Totals:</b>	-	-	<b>24,550,000</b>	<b>24,550,000</b>	<b>24,550,000</b>	<b>24,550,000</b>
	<b>EXPENDITURES TOTALS:</b>	-	-	<b>24,550,000</b>	<b>24,550,000</b>	<b>24,550,000</b>	<b>24,550,000</b>
	<b>FUND REVENUES</b>	<b>9,071,521</b>	<b>7,756,101</b>	<b>28,877,898</b>	<b>28,088,806</b>	<b>28,088,806</b>	<b>28,088,806</b>
	<b>FUND EXPENSES</b>	<b>6,306,709</b>	<b>5,035,152</b>	<b>28,877,898</b>	<b>28,088,806</b>	<b>28,088,806</b>	<b>28,088,806</b>
	<b>WATER UTILITY Totals:</b>	<b>2,764,812</b>	<b>2,720,949</b>	-	-	-	-

### Storm Drain Utility Budget Comparson



#### FY 2017-18 Adopted

Personnel Services	\$	-	Transfers Out	\$	271,003
Materials & Services	\$	83,600	Contingencies	\$	-
Capital Outlay	\$	390,000	Other Financing Uses	\$	-
Debt Service	\$	21,698	Unappropriated	\$	-

#### FY 2016-17 Adopted

Personnel Services	\$	-	Transfers Out	\$	255,147
Materials & Services	\$	82,350	Contingencies	\$	2,403
Capital Outlay	\$	575,000	Other Financing Uses	\$	-
Debt Service	\$	-	Unappropriated	\$	-

# **Enterprise Fund Storm Drainage Utility-450**

## **Purpose**

This fund is responsible for maintenance/replacement of the existing storm water collection system, managing new environmental regulations being imposed by the Department of Environmental Quality, and to begin funding Storm Drainage Capital needs.

Currently, the City maintains approximately 36 miles of storm drain pipes, 1770 catch basins, 635 drainage manholes, 13 miles of ditches, and 1.5 miles of culverts. The Drainage utility provides funding for staff, equipment, and materials which allows for more frequent maintenance and repair of the system, environmental regulation compliance, and Capital construction to be funded over time.

## **FY2017-2018 Objective**

The objective of the Storm Drainage Utility is to continue to maintain the City's Drainage facilities as well meet any new regulatory requirements associated with drainage.

## **FY2017-2018 Staffing**

There are 0.579 FTE from the Public Works Maintenance Division Personnel assigned entirely to this fund. The amounts budgeted in Personal Services reflect this total.

## City of Lebanon, OR Budget Report FY 2017-18

Account	Description	2015 Actual	2016 Actual	2017 Budget	2018 Proposed	2018 Approved	2018 Adopted
<b>450</b>	<b>STORM DRAIN UTILITY</b>						
<b>R5</b>	<b>Rev.-Chgs for Services</b>						
450-000-48125	Storm Drain Fees	425,223	432,855	435,000	453,000	453,000	453,000
	<b>Rev.-Chgs for Services Totals:</b>	<b>425,223</b>	<b>432,855</b>	<b>435,000</b>	<b>453,000</b>	<b>453,000</b>	<b>453,000</b>
<b>R6</b>	<b>Rev.-Miscellaneous</b>						
450-000-48100	Interest On Investment	2,273	3,474	1,600	1,700	1,700	1,700
450-000-48140	Miscellaneous Revenue	-	100	-	-	-	-
	<b>Rev.-Miscellaneous Totals:</b>	<b>2,273</b>	<b>3,574</b>	<b>1,600</b>	<b>1,700</b>	<b>1,700</b>	<b>1,700</b>
<b>R7</b>	<b>Rev.-Transfers In</b>						
450-000-49022	From Water Fund	-	-	-	-	-	-
450-000-49025	From W Water Fund	-	-	-	-	-	-
450-000-49046	From Streets Fund	-	-	-	-	-	-
	<b>Rev.-Transfers In Totals:</b>	<b>-</b>	<b>-</b>	<b>-</b>	<b>-</b>	<b>-</b>	<b>-</b>
<b>R8</b>	<b>Rev.-Other Sources</b>						
450-000-49901	Beginning Balance	385,600	398,191	478,300	311,601	311,601	311,601
	<b>Rev.-Other Sources Totals:</b>	<b>385,600</b>	<b>398,191</b>	<b>478,300</b>	<b>311,601</b>	<b>311,601</b>	<b>311,601</b>
<b>REVENUES TOTALS:</b>		<b>813,096</b>	<b>834,620</b>	<b>914,900</b>	<b>766,301</b>	<b>766,301</b>	<b>766,301</b>

## City of Lebanon, OR

### Budget Report FY 2017-18

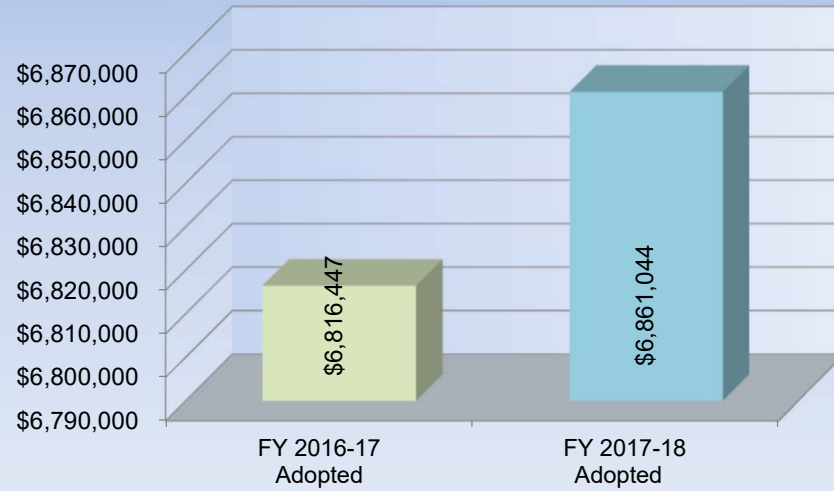
Account	Description	2015 Actual	2016 Actual	2017 Budget	2018 Proposed	2018 Approved	2018 Adopted
<b>450</b>	<b>STORM DRAIN UTILITY</b>						
<b>E2</b>	<b>Exp.-Materials &amp; Services</b>						
450-450-60300	Depreiation	-	-	-	-	-	-
450-450-61011	Advertising (Eng)	765	-	-	-	-	-
450-450-61127	Computer Exp (Maint)	-	-	1,200	1,200	1,200	1,200
450-450-61134	Contract Serv (Maint)	1,008	8,341	14,000	14,000	14,000	14,000
450-450-61140	Merchant Card Fees (Utility Billing)	470	2,056	2,100	2,000	2,000	2,000
450-450-61241	Operating Exp (Eng)	875	3,313	18,000	18,000	18,000	18,000
450-450-61242	Operating Exp (Maint)	5,038	6,912	10,000	10,000	10,000	10,000
450-450-61251	Op Supplies (Eng)	-	-	250	250	250	250
450-450-61252	Op Supplies (Maint)	-	25	150	150	150	150
450-450-61292	Dues & Subs (Maint)	-	-	150	150	150	150
450-450-61300	Duplication (Utility Billing)	387	426	500	500	500	500
450-450-61322	Ed & Trng ( Maint)	220	-	250	250	250	250
450-450-61502	Uniforms (Maint)	-	47	500	1,000	1,000	1,000
450-450-61520	Utility Franchise Fee	20,696	21,533	21,750	22,650	22,650	22,650
450-450-61562	Maint/Bldg (Maint)	-	77	500	500	500	500
450-450-61572	Maint/Eqpt (Maint)	-	857	1,500	1,500	1,500	1,500
450-450-61582	Maint/Vehicles (Maint)	2,781	884	5,500	5,500	5,500	5,500
450-450-61602	Mtgs & Conf (Maint)	-	-	250	250	250	250
450-450-61701	Office Supplies (Eng)	-	287	150	150	150	150
450-450-61802	Petroleum (Maint)	3,032	2,793	5,500	5,500	5,500	5,500
450-450-61820	Postage (Utility Billing)	11	14	100	50	50	50
	<b>Exp.-Materials &amp; Services Totals:</b>	<b>35,283</b>	<b>47,565</b>	<b>82,350</b>	<b>83,600</b>	<b>83,600</b>	<b>83,600</b>
<b>E3</b>	<b>Exp.-Capital Outlay</b>						
450-450-72301	Improvements (Eng)	194,599	23,292	575,000	390,000	390,000	390,000
450-450-72802	Vehicles (Maint)	-	-	-	-	-	-
	<b>Exp.-Capital Outlay Totals:</b>	<b>194,599</b>	<b>23,292</b>	<b>575,000</b>	<b>390,000</b>	<b>390,000</b>	<b>390,000</b>

## City of Lebanon, OR Budget Report FY 2017-18

Account	Description	2015 Actual	2016 Actual	2017 Budget	2018 Proposed	2018 Approved	2018 Adopted
<b>E4</b>	<b>Exp.-Transfers Out</b>						
450-450-90010	To General Fund	4,149	4,270	3,951	7,798	7,798	7,798
450-450-90011	To General Fund-Sal/Ben	76,814	108,985	117,085	133,560	133,560	133,560
450-450-90025	To GIS-540	7,579	12,579	19,916	11,058	11,058	11,058
450-450-90027	To Info System Service-542	12,998	15,100	11,614	10,011	10,011	10,011
450-450-90028	To Custodial & Bldg Maint-545	825	1,007	1,134	1,032	1,032	1,032
450-450-90105	To Eqpt Acq & Rep Fund-820	25,000	35,000	45,000	45,000	45,000	45,000
450-450-90181	To WW Sal/Ben	57,659	63,298	56,447	62,544	62,544	62,544
	<b>Exp.-Transfers Out Totals:</b>	<b>185,024</b>	<b>240,239</b>	<b>255,147</b>	<b>271,003</b>	<b>271,003</b>	<b>271,003</b>
<b>E5</b>	<b>Exp.-Contingencies</b>						
450-450-80005	Operating Contingency	-	-	2,403	21,698	21,698	21,698
	<b>Exp.-Contingencies Totals:</b>	<b>-</b>	<b>-</b>	<b>2,403</b>	<b>21,698</b>	<b>21,698</b>	<b>21,698</b>
<b>EXPENDITURES TOTALS:</b>		<b>414,906</b>	<b>311,096</b>	<b>914,900</b>	<b>766,301</b>	<b>766,301</b>	<b>766,301</b>
<b>FUND REVENUES</b>		<b>813,096</b>	<b>834,620</b>	<b>914,900</b>	<b>766,301</b>	<b>766,301</b>	<b>766,301</b>
<b>FUND EXPENSES</b>		<b>414,906</b>	<b>311,096</b>	<b>914,900</b>	<b>766,301</b>	<b>766,301</b>	<b>766,301</b>
<b>STORM DRAIN UTILITY Totals:</b>		<b>398,190</b>	<b>523,524</b>	<b>-</b>	<b>-</b>	<b>-</b>	<b>-</b>



### Wastewater Utility Budget Comparison



**FY 2017-18 Adopted**

Personnel Services	\$ 311,478	Transfers Out	\$ 1,761,702
Materials & Services	\$ 1,951,338	Contingencies	\$ 264,305
Capital Outlay	\$ 1,894,500	Other Financing Uses	\$ -
Debt Service	\$ 677,721	Unappropriated	\$ -

**FY 2016-17 Adopted**

Personnel Services	\$ 292,338	Transfers Out	\$ 1,737,683
Materials & Services	\$ 1,729,005	Contingencies	\$ 281,132
Capital Outlay	\$ 2,101,754	Other Financing Uses	\$ -
Debt Service	\$ 674,535	Unappropriated	\$ -



# **Enterprise Fund Wastewater Utility-470**

## **Purpose**

The purpose of the Wastewater Utility is three-fold – the collection of wastewater, the treatment of wastewater complying with all regulatory requirements and constructing capital infrastructure projects. Depending on the time of year, from 2.1 to 15.0 million gallons per day of raw sewage are treated to comply with all state and federal regulations. The City contracts for the operation of the Wastewater Treatment Plant with CH2MHill. This utility also funds the operation, maintenance, and engineering required for 60 miles of sewer collection. Operations and maintenance of the sewer collection system is performed by city staff.

## **FY2017-2018 Objective**

The objective of the Wastewater Utility is to continue to collect and treat sewage while meeting all regulatory requirements, which includes routine maintenance and replacement of the City's sanitary sewer infrastructure.

## **FY2017-2018 Staffing**

There are 2.42 FTE from the Public Works Maintenance Division Personnel assigned entirely to this fund. The amounts budgeted in Personal Services reflect this total.

## City of Lebanon, OR

### Budget Report FY 2017-18

Account	Description	2015 Actual	2016 Actual	2017 Budget	2018 Proposed	2018 Approved	2018 Adopted
<b>470</b>	<b>WASTEWATER UTILITY</b>						
<b>R1</b>	<b>Rev.-Taxes &amp; Assess</b>						
470-000-48101	Interest On Taxes	297	351	-	-	-	-
	<b>Rev.-Taxes &amp; Assess Totals:</b>	<b>297</b>	<b>351</b>	<b>-</b>	<b>-</b>	<b>-</b>	<b>-</b>
<b>R5</b>	<b>Rev.-Chgs for Services</b>						
470-000-48122	Sewer Penalties	53,186	43,478	30,000	30,000	30,000	30,000
470-000-48220	Sewer Fees-Current	4,846,127	4,932,858	4,950,000	5,098,500	5,098,500	5,098,500
470-000-48230	Sewer Use Fees	81,122	84,484	75,000	60,000	60,000	60,000
	<b>Rev.-Chgs for Services Totals:</b>	<b>4,980,435</b>	<b>5,060,820</b>	<b>5,055,000</b>	<b>5,188,500</b>	<b>5,188,500</b>	<b>5,188,500</b>
<b>R6</b>	<b>Rev.-Miscellaneous</b>						
470-000-48100	Interest On Investment	(731)	14,679	5,000	10,000	10,000	10,000
470-000-48140	Miscellaneous Revenue	10	194	-	-	-	-
473-000-48140	**Miscellaneous Revenue	5,904	-	-	-	-	-
474-000-48100	**Interest On Investment	403	-	-	-	-	-
475-000-48100	**Interest On Investment	11,919	-	-	-	-	-
476-000-48100	**Miscellaneous Revenue	1,583	-	-	-	-	-
	<b>Rev.-Miscellaneous Totals:</b>	<b>19,088</b>	<b>14,873</b>	<b>5,000</b>	<b>10,000</b>	<b>10,000</b>	<b>10,000</b>

## City of Lebanon, OR Budget Report FY 2017-18

Account	Description	2015 Actual	2016 Actual	2017 Budget	2018 Proposed	2018 Approved	2018 Adopted
<b>R7</b>	<b>Rev.-Transfers In</b>						
470-000-49000	Trans In Sal/Ben funding-450	57,659	63,298	56,447	62,544	62,544	62,544
470-000-49098	From NW Urban Renewal	37,697	1	-	-	-	-
473-000-49025	**From W Water Fund-470	1,100,000	-	-	-	-	-
473-000-49037	**From Operations & Environment	200,000	-	-	-	-	-
474-000-49025	**From W Water Fund-470	340,000	-	-	-	-	-
475-000-49025	**From W Water Fund-470	500,000	-	-	-	-	-
476-000-49024	**From W Water Fund-470	1,016,824	-	-	-	-	-
	<b>Rev.-Transfers In Totals:</b>	<b>3,252,180</b>	<b>63,299</b>	<b>56,447</b>	<b>62,544</b>	<b>62,544</b>	<b>62,544</b>
<b>R8</b>	<b>Rev.-Other Sources</b>						
470-000-49901	Beginning Balance	175,593	2,203,790	1,700,000	1,600,000	1,600,000	1,600,000
474-000-49901	**Beginning Balance	88,675	-	-	-	-	-
475-000-49901	**Beginning Balance	1,082,038	-	-	-	-	-
476-000-49901	**Beginning Balance	143,569	-	-	-	-	-
	<b>Rev.-Other Sources Totals:</b>	<b>1,489,875</b>	<b>2,203,790</b>	<b>1,700,000</b>	<b>1,600,000</b>	<b>1,600,000</b>	<b>1,600,000</b>
	<b>REVENUES TOTALS:</b>	<b>9,741,875</b>	<b>7,343,133</b>	<b>6,816,447</b>	<b>6,861,044</b>	<b>6,861,044</b>	<b>6,861,044</b>

## City of Lebanon, OR

### Budget Report FY 2017-18

Account	Description	2015 Actual	2016 Actual	2017 Budget	2018 Proposed	2018 Approved	2018 Adopted
<b>470</b>	<b>WASTEWATER UTILITY</b>						
<b>E1</b>	<b>Exp.-Personnel Services</b>						
470-470-50001	Salaries	155,716	160,855	169,739	176,266	176,266	176,266
470-470-50005	Part Time	-	-	-	-	-	-
470-470-50600	Overtime	891	965	4,000	4,000	4,000	4,000
470-470-51000	Fringe Benefits	90	64	118,599	131,212	131,212	131,212
470-470-51005	Taxes - Federal	11,655	12,002	-	-	-	-
470-470-51010	Taxes - State	47	45	-	-	-	-
470-470-51015	PERS	21,385	22,095	-	-	-	-
470-470-51020	Workers Compensation	6,491	6,739	-	-	-	-
470-470-51023	Unemployment	14,621	-	-	-	-	-
470-470-51025	Insurance - Health	44,564	43,010	-	-	-	-
470-470-51030	Insurance - HRA/PSA	10,257	16,913	-	-	-	-
470-470-51036	Insurance - Life/LTD	297	297	-	-	-	-
470-470-51040	Insurance - Disability	642	654	-	-	-	-
	<b>Exp.-Personnel Services Totals:</b>	<b>266,656</b>	<b>263,639</b>	<b>292,338</b>	<b>311,478</b>	<b>311,478</b>	<b>311,478</b>
<b>E2</b>	<b>Exp.-Materials &amp; Services</b>						
470-470-60300	Depreciation	-	-	-	-	-	-
470-470-61011	Advertising (Eng)	1,463	658	1,000	1,000	1,000	1,000
470-470-61012	Advertising (Maint)	-	-	1,000	1,000	1,000	1,000
470-470-61121	Communication (Eng)	-	-	500	500	500	500
470-470-61122	Communication (Maint)	942	1,067	500	750	750	750
470-470-61124	Computer Expense	497	-	-	-	-	-
470-470-61126	Computer Exp (Eng)	-	15,824	10,000	10,000	10,000	10,000
470-470-61127	Computer Exp (Maint)	68	5	5,000	5,000	5,000	5,000
470-470-61130	Contract Services-Utility Billing	2,203	7,040	-	500	500	500
470-470-61133	Contract Serv (Eng)	6,674	15,721	26,000	26,000	26,000	26,000
470-470-61134	Contract Serv (Maint)	25,787	14,874	35,000	35,000	35,000	35,000
470-470-61140	Merchant Card Fees-Utility Billing	23,275	23,761	26,000	30,000	30,000	30,000
470-470-61240	Dept/Operating Expense	202	174	-	-	-	-

## City of Lebanon, OR

### Budget Report FY 2017-18

Account	Description	2015 Actual	2016 Actual	2017 Budget	2018 Proposed	2018 Approved	2018 Adopted
470-470-61241	Operating Exp (Eng)	3,485	1,555	1,500	1,500	1,500	1,500
470-470-61242	Operating Exp (Maint)	13,006	23,713	20,000	20,000	20,000	20,000
470-470-61251	Op Supplies (Eng)	161	347	1,000	1,000	1,000	1,000
470-470-61252	Op Supplies (Maint)	610	2,488	500	500	500	500
470-470-61291	Dues & Subscript (Eng)	734	736	1,200	1,200	1,200	1,200
470-470-61292	Dues & Subs (Maint)	460	450	500	500	500	500
470-470-61300	Duplication-Utility Billing	19,339	22,203	21,500	22,000	22,000	22,000
470-470-61321	Education & Trng (Eng)	2,054	-	2,000	2,000	2,000	2,000
470-470-61322	Ed & Trng (Maint)	1,560	958	3,000	3,000	3,000	3,000
470-470-61400	Insurance	40,181	45,446	58,405	58,163	58,163	58,163
470-470-61420	Ins Repair & Deduct	-	-	-	-	-	-
470-470-61501	Uniforms (Eng)	126	-	500	500	500	500
470-470-61502	Uniforms (Maint)	2,162	2,348	2,000	2,000	2,000	2,000
470-470-61520	Utility Franchise Fee	237,144	241,691	247,500	254,925	254,925	254,925
470-470-61560	Maint/Bldg (Gen'l)	40	56	-	-	-	-
470-470-61562	Maint/Bldg (Maint)	1,745	3,956	2,000	2,000	2,000	2,000
470-470-61571	Maint/Eqpt (Eng)	165	289	500	500	500	500
470-470-61572	Maint/Eqpt (Maint)	2,186	990	1,500	1,500	1,500	1,500
470-470-61581	Maint/Vehicles (Eng)	-	437	1,000	1,000	1,000	1,000
470-470-61582	Maint/Vehicles (Maint)	14,043	24,043	20,000	20,000	20,000	20,000
470-470-61601	Mtgs & Conf (Eng)	352	603	2,000	3,500	3,500	3,500
470-470-61602	Mtgs & Conf (Maint)	528	499	1,500	1,500	1,500	1,500
470-470-61701	Office Supplies (Eng)	514	390	700	700	700	700
470-470-61702	Off Supplies (Maint)	344	379	700	700	700	700
470-470-61801	Petroleum (Eng)	1,611	1,077	1,500	1,500	1,500	1,500
470-470-61802	Petroleum (Maint)	8,344	6,346	15,000	15,000	15,000	15,000
470-470-61820	Postage-Utility Billing	542	798	1,000	900	900	900
470-470-61900	Utilities (Gen'l)	851	748	2,000	1,500	1,500	1,500
470-470-61902	Utilities (Maint)	2,389	2,508	3,000	3,000	3,000	3,000
<b>Exp.-Materials &amp; Services Totals:</b>		<b>415,787</b>	<b>464,178</b>	<b>517,005</b>	<b>530,338</b>	<b>530,338</b>	<b>530,338</b>

## City of Lebanon, OR

### Budget Report FY 2017-18

Account	Description	2015 Actual	2016 Actual	2017 Budget	2018 Proposed	2018 Approved	2018 Adopted
<b>E3</b>	<b>Exp.-Capital Outlay</b>						
470-470-72301	Improvements	-	276	-	-	-	-
470-470-72302	Improvements (Maint)	-	22,074	40,000	40,000	40,000	40,000
470-470-72501	Office Eqpt (Eng)	-	2,500	3,000	3,000	3,000	3,000
470-470-72601	Other Eqpt (Eng)	-	1,500	1,500	1,500	1,500	1,500
470-470-72802	Vehicles (Maint)	-	-	-	-	-	-
	<b>Exp.-Capital Outlay Totals:</b>	<b>-</b>	<b>26,350</b>	<b>44,500</b>	<b>44,500</b>	<b>44,500</b>	<b>44,500</b>
<b>E4</b>	<b>Exp.-Transfers Out</b>						
470-470-90010	To General Fund	71,532	77,768	82,932	88,972	88,972	88,972
470-470-90011	To GF-Sal/Ben	560,750	691,116	700,625	735,749	735,749	735,749
473-473-90011	**To GF-Sal/Ben	37,091	-	-	-	-	-
470-470-90014	To W.W. Bonds-476	1,016,824	-	-	-	-	-
470-470-90017	To Debt Service-314&317	274,350	527,062	683,600	679,500	679,500	679,500
470-470-90023	To Plant Operation-473	1,100,000	-	-	-	-	-
470-470-90025	To GIS-540	46,316	47,316	76,042	44,148	44,148	44,148
470-470-90027	To Info System Service-542	82,131	82,233	70,634	58,395	58,395	58,395
470-470-90028	To Custodial & Bldg Maint-545	7,600	5,981	6,803	6,472	6,472	6,472
470-470-90030	To PERS Bond-320	20,121	21,535	22,641	23,143	23,143	23,143
470-470-90105	To Eqpt Acq & Rep Fund-820	62,000	90,000	90,000	90,000	90,000	90,000
470-470-90125	To W Water CIP-475	500,000	-	-	-	-	-
470-470-90126	To Sewer & Lateral Repair -474	340,000	-	-	-	-	-
470-470-90180	To Water Sal/Ben	4,035	4,377	4,406	4,806	4,806	4,806
470-470-90184	To Cust/Maint Sal/Ben 545	-	-	-	30,517	30,517	30,517
	<b>Exp.-Transfers Out Totals:</b>	<b>4,122,750</b>	<b>1,547,388</b>	<b>1,737,683</b>	<b>1,761,702</b>	<b>1,761,702</b>	<b>1,761,702</b>
<b>E5</b>	<b>Exp.-Contingencies</b>						
470-470-80005	Operating Contingency	-	-	250,752	233,925	233,925	233,925
470-470-80026	Res For Debt Service	-	-	30,380	30,380	30,380	30,380
	<b>Exp.-Contingencies Totals:</b>	<b>-</b>	<b>-</b>	<b>281,132</b>	<b>264,305</b>	<b>264,305</b>	<b>264,305</b>
<b>EXPENDITURES TOTALS:</b>		<b>4,805,193</b>	<b>2,301,555</b>	<b>2,872,658</b>	<b>2,912,323</b>	<b>2,912,323</b>	<b>2,912,323</b>

## City of Lebanon, OR Budget Report FY 2017-18

Account	Description	2015 Actual	2016 Actual	2017 Budget	2018 Proposed	2018 Approved	2018 Adopted
<b>473</b>	<b>WASTEWATER PLANT</b>						
<b>E2</b>	<b>Exp.-Materials &amp; Services</b>						
470-473-61010	Advertising	-	-	500	500	500	500
470-473-61119	Communication	-	-	1,000	1,000	1,000	1,000
470-473-61124	Computer Expense	-	1,775	1,500	1,500	1,500	1,500
470-473-61130	Contract Services	-	1,010,600	1,116,000	1,145,000	1,145,000	1,145,000
470-473-61240	Dept/Operating Expense	-	25,128	65,000	65,000	65,000	65,000
470-473-61250	Dept/Op Supplies	-	-	250	250	250	250
470-473-61320	Education & Training	-	-	1,000	1,000	1,000	1,000
470-473-61600	Meetings & Conferences	-	-	500	500	500	500
470-473-61700	Office Supplies	-	-	250	250	250	250
470-473-61800	Petroleum	-	4,296	6,000	6,000	6,000	6,000
473-473-61130	**Contract Services	994,449	-	-	-	-	-
473-473-61240	**Dept/Operating Expense	56,463	-	-	-	-	-
473-473-61800	**Petroleum	5,942	-	-	-	-	-
	<b>Exp.-Materials &amp; Services Totals:</b>	<b>1,056,854</b>	<b>1,041,799</b>	<b>1,192,000</b>	<b>1,221,000</b>	<b>1,221,000</b>	<b>1,221,000</b>
<b>E3</b>	<b>Exp.-Capital Outlay</b>						
470-473-72300	Improvements	-	95,227	95,000	110,000	110,000	110,000
473-473-72300	**Improvements	38,654	-	-	-	-	-
	<b>Exp.-Capital Outlay Totals:</b>	<b>38,654</b>	<b>95,227</b>	<b>95,000</b>	<b>110,000</b>	<b>110,000</b>	<b>110,000</b>
	<b>EXPENDITURES TOTALS:</b>	<b>1,095,508</b>	<b>1,137,026</b>	<b>1,287,000</b>	<b>1,331,000</b>	<b>1,331,000</b>	<b>1,331,000</b>

**City of Lebanon, OR**  
**Budget Report FY 2017-18**

<b>Account</b>	<b>Description</b>	<b>2015 Actual</b>	<b>2016 Actual</b>	<b>2017 Budget</b>	<b>2018 Proposed</b>	<b>2018 Approved</b>	<b>2018 Adopted</b>
<b>474</b>	<b>SEWER &amp; LATERAL REPAIR PROG</b>						
<b>E3</b>	<b>Exp.-Capital Outlay</b>						
470-474-72300	Improvements	-	56,833	90,000	90,000	90,000	90,000
470-474-72301	Improvements (Eng)	-	247,815	250,000	500,000	500,000	500,000
474-474-72300	Improvements	117,602	-	-	-	-	-
474-474-72301	Improvements (Eng)	268,979	-	-	-	-	-
	<b>Exp.-Capital Outlay Totals:</b>	<b>386,581</b>	<b>304,648</b>	<b>340,000</b>	<b>590,000</b>	<b>590,000</b>	<b>590,000</b>
	<b>EXPENDITURES TOTALS:</b>	<b>386,581</b>	<b>304,648</b>	<b>340,000</b>	<b>590,000</b>	<b>590,000</b>	<b>590,000</b>
<b>475</b>	<b>WASTEWATER UTILITY C.I.P.</b>						
<b>E2</b>	<b>Exp.-Materials &amp; Services</b>						
470-475-60300	Depreiation	-	-	-	-	-	-
470-475-61133	Contract Services (Eng)	-	7,331	20,000	200,000	200,000	200,000
475-475-61130	**Contract Services	1,136	-	-	-	-	-
475-475-61133	**Contract Services (Eng)	10,189	-	-	-	-	-
	<b>Exp.-Materials &amp; Services Totals:</b>	<b>11,325</b>	<b>7,331</b>	<b>20,000</b>	<b>200,000</b>	<b>200,000</b>	<b>200,000</b>
<b>E3</b>	<b>Exp.-Capital Outlay</b>						
470-475-72301	Improvements	-	755,329	1,622,254	1,150,000	1,150,000	1,150,000
475-475-72301	**Improvements (Eng)	113,460	-	-	-	-	-
	<b>Exp.-Capital Outlay Totals:</b>	<b>113,460</b>	<b>755,329</b>	<b>1,622,254</b>	<b>1,150,000</b>	<b>1,150,000</b>	<b>1,150,000</b>
	<b>EXPENDITURES TOTALS:</b>	<b>124,785</b>	<b>762,660</b>	<b>1,642,254</b>	<b>1,350,000</b>	<b>1,350,000</b>	<b>1,350,000</b>



## City of Lebanon, OR Budget Report FY 2017-18


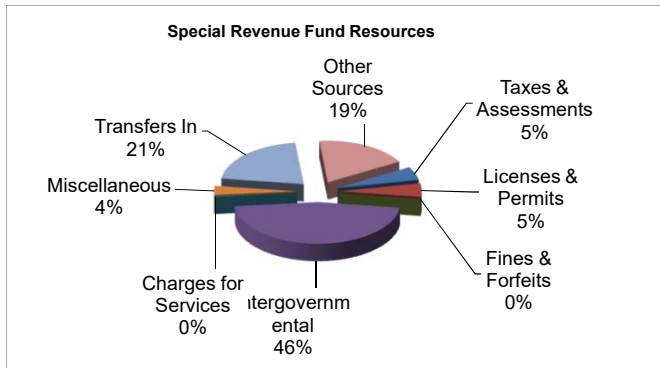
Account	Description	2015 Actual	2016 Actual	2017 Budget	2018 Proposed	2018 Approved	2018 Adopted
<b>476</b>	<b>WASTEWATER BOND DEBT SERV</b>						
<b>E6</b>	<b>Exp.-Debt Service</b>						
470-476-95100	Bond Principal	-	207,411	42,042	43,283	43,283	43,283
470-476-95107	Prin-WW10	-	400,000	415,000	435,000	435,000	435,000
470-476-95200	Bond Interest	-	16,766	22,043	20,588	20,588	20,588
470-476-95207	Int -WW10	-	207,450	195,450	178,850	178,850	178,850
476-476-95100	Bond Principal	343,682	-	-	-	-	-
476-476-95107	Prin-WW10	390,000	-	-	-	-	-
476-476-95200	Bond Interest	136,767	-	-	-	-	-
476-476-95207	Int -WW10	217,875	-	-	-	-	-
	<b>Exp.-Debt Service Totals:</b>	<b>1,088,324</b>	<b>831,627</b>	<b>674,535</b>	<b>677,721</b>	<b>677,721</b>	<b>677,721</b>
	<b>EXPENDITURES TOTALS:</b>	<b>1,088,324</b>	<b>831,627</b>	<b>674,535</b>	<b>677,721</b>	<b>677,721</b>	<b>677,721</b>
	<b>FUND REVENUES</b>	<b>9,741,875</b>	<b>7,343,133</b>	<b>6,816,447</b>	<b>6,861,044</b>	<b>6,861,044</b>	<b>6,861,044</b>
	<b>FUND EXPENSES</b>	<b>7,500,391</b>	<b>5,337,516</b>	<b>6,816,447</b>	<b>6,861,044</b>	<b>6,861,044</b>	<b>6,861,044</b>
	<b>WASTEWATER UTILITY Totals:</b>	<b>2,241,484</b>	<b>2,005,617</b>	<b>-</b>	<b>-</b>	<b>-</b>	<b>-</b>



SPECIAL REVENUE FUND  
Adopted for the Fiscal Year 2017-18

RESOURCES	
Taxes & Assessments	\$ 280,300
Licenses & Permits	284,000
Fines & Forfeits	-
Intergovernmental	2,489,570
Charges for Services	10,500
Miscellaneous	190,650
Transfers In	1,141,498
Other Sources	984,418
<b>Total Resources</b>	<b>\$ 5,380,936</b>

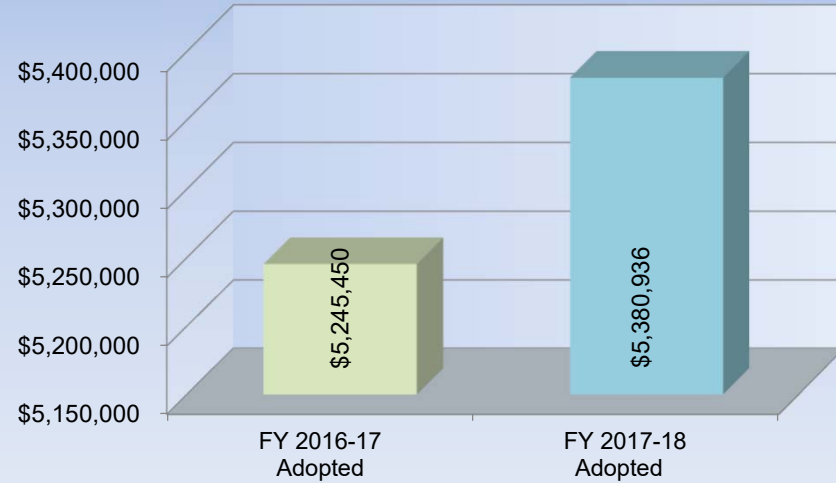
REQUIREMENTS	
Personnel Services	\$ 1,127,498
Materials & Services	1,192,041
Capital Outlay	1,381,379
Transfers Out	1,148,542
Contingencies	531,476
Debt Service	-
Unappropriated	-
<b>Total Requirements</b>	<b>\$ 5,380,936</b>



Adopted Requirements by Department and Type

Dept-Activity	Personal Services	Materials & Services	Capital Outlay	Interfund Transfers	Contingency Fund	Debt Service	Unapprop	Adopted Budget	Percent of Fund Budget
510-Motel Tax	-	110,000	98,000	107,000	10,000	-	-	<b>325,000</b>	6.04%
515-Youth Court	-	5,050	-	-	-	-	-	<b>5,050</b>	0.09%
516-Police Reserves	-	-	-	-	10,000	-	-	<b>10,000</b>	0.19%
527-Blding Inspection	-	128,125	-	235,277	365,598	-	-	<b>729,000</b>	13.55%
533-Park Enterprise	-	92,500	38,000	22,920	23,811	-	-	<b>177,231</b>	3.29%
535-Parks Grant	-	-	600,000	-	25,000	-	-	<b>625,000</b>	11.62%
540-Geographic Infor Svcs	-	62,971	3,500	105,264	26,971	-	-	<b>198,706</b>	3.69%
542-Information Systems Service	389,976	292,145	39,250	106,081	8,254	-	-	<b>835,706</b>	15.53%
545-Custodial & Maint Services	200,824	54,300	-	11,899	6,421	-	-	<b>273,444</b>	5.08%
550-Foot & Bike	-	-	23,000	-	3,000	-	-	<b>26,000</b>	0.48%
555-Eng Improve Permits	-	14,000	-	69,445	597	-	-	<b>84,042</b>	1.56%
558-Streets	341,128	367,810	-	381,158	11,093	-	-	<b>1,101,189</b>	20.46%
562-Equitable Sharing (US Mars	-	3,590	-	-	-	-	-	<b>3,590</b>	0.07%
564-School Resource Officer	-	-	-	89,255	5,800	-	-	<b>95,055</b>	1.77%
569-Dial A Bus	194,460	55,950	-	20,243	33,015	-	-	<b>303,668</b>	5.64%
571-STP Streets	-	-	575,000	-	1,916	-	-	<b>576,916</b>	10.72%
593-Boat Ramp Maintenance	1,110	5,600	4,629	-	-	-	-	<b>11,339</b>	0.21%
<b>Fund Totals</b>	<b>\$ 1,127,498</b>	<b>\$ 1,192,041</b>	<b>\$ 1,381,379</b>	<b>\$ 1,148,542</b>	<b>\$ 531,476</b>	<b>\$ -</b>	<b>\$ -</b>	<b>\$ 5,380,936</b>	<b>99.99%</b>
<b>Percent of Special Revenue Fun</b>	<b>20.96%</b>	<b>22.15%</b>	<b>25.67%</b>	<b>21.34%</b>	<b>9.88%</b>	<b>0.00%</b>	<b>0.00%</b>	<b>100.00%</b>	

### Special Revenue Funds Budget Comparison



#### FY 2017-18 Adopted

Personnel Services	\$ 1,127,498	Transfers Out	\$ 1,148,542
Materials & Services	\$ 1,192,041	Contingencies	\$ 531,476
Capital Outlay	\$ 1,381,379	Other Financing Uses	\$ -
Debt Service	\$ -	Unappropriated	\$ -

#### FY 2016-17 Adopted

Personnel Services	\$ 958,748	Transfers Out	\$ 975,977
Materials & Services	\$ 1,192,412	Contingencies	\$ 532,213
Capital Outlay	\$ 1,586,100	Other Financing Uses	\$ -
Debt Service	\$ -	Unappropriated	\$ -

# **Special Revenue Fund Motel Tax-510**

## **Purpose**

The Motel tax fund provides the budget authority for division of the City's motel tax and the administration of the City's Visitor Industry Program (VIP). On June 23, 1993, at the request of the Lebanon Area Chamber of Commerce, and with the agreement of the motel owners, the Lebanon City Council adopted a motel tax. The tax is used to promote tourism in Lebanon with approval of the City Council. In 2000, the rate increased from \$1.00 to \$2.00 per night, in 2002, the rate changed to 6% of room rental revenues, and in 2007 the rate increased to 9% as approved by the City Council. A Tourism Committee has been established under the umbrella of the Lebanon Area Chamber of Commerce, which receives funding to promote those tourism related activities.

## **FY2017-2018 Objective**

The division of the motel tax funds is as follows: The funds are allocated as follows:

\$65,000 City Tourism related activities  
\$170,000 Visitor Industry Program (VIP) Expenses  
\$80,000 Chamber of Commerce for tourism related activities

## **FY2017-2018 Staffing**

No staff is allocated to this fund.

## City of Lebanon, OR Budget Report FY 2017-18

Account	Description	2015 Actual	2016 Actual	2017 Budget	2018 Proposed	2018 Approved	2018 Adopted
<b>510</b>	<b>MOTEL TAX</b>						
<b>R1</b>	<b>Rev.-Taxes &amp; Assess</b>						
510-000-47090	Motel Room Tax	69,872	203,974	205,000	280,000	280,000	280,000
	<b>Rev.-Taxes &amp; Assess Totals:</b>	<b>69,872</b>	<b>203,974</b>	<b>205,000</b>	<b>280,000</b>	<b>280,000</b>	<b>280,000</b>
<b>R6</b>	<b>Rev.-Miscellaneous</b>						
510-000-48100	Interest On Investment	-	-	-	-	-	-
	<b>Rev.-Miscellaneous Totals:</b>	<b>-</b>	<b>-</b>	<b>-</b>	<b>-</b>	<b>-</b>	<b>-</b>
<b>R7</b>	<b>Rev.-Transfers In</b>						
510-000-49122	From Parks-SDC 862	-	-	238,000	-	-	-
	<b>Rev.-Transfers In Totals:</b>	<b>-</b>	<b>-</b>	<b>238,000</b>	<b>-</b>	<b>-</b>	<b>-</b>
<b>R8</b>	<b>Rev.-Other Sources</b>						
510-000-49901	Beginning Balance	5,537	15,453	63,700	45,000	45,000	45,000
	<b>Rev.-Other Sources Totals:</b>	<b>5,537</b>	<b>15,453</b>	<b>63,700</b>	<b>45,000</b>	<b>45,000</b>	<b>45,000</b>
<b>REVENUES TOTALS:</b>		<b>75,409</b>	<b>219,427</b>	<b>506,700</b>	<b>325,000</b>	<b>325,000</b>	<b>325,000</b>

## City of Lebanon, OR Budget Report FY 2017-18

Account	Description	2015 Actual	2016 Actual	2017 Budget	2018 Proposed	2018 Approved	2018 Adopted
<b>510</b>	<b>MOTEL TAX</b>						
<b>E2</b>	<b>Exp.-Materials &amp; Services</b>						
510-510-61130	Contract Services	48,367	91,898	80,000	80,000	80,000	80,000
510-510-61140	Merchant Card Fees	-	-	1,000	-	-	-
510-510-61240	Dept/Operating Expense	5,504	35,921	20,000	20,000	20,000	20,000
	<b>Exp.-Materials &amp; Services Totals:</b>	<b>53,871</b>	<b>127,819</b>	<b>101,000</b>	<b>100,000</b>	<b>100,000</b>	<b>100,000</b>
<b>E4</b>	<b>Exp.-Transfers Out</b>						
510-510-90005	To Gen Fund-Admin Cost	6,085	27,903	40,000	45,000	45,000	45,000
510-510-90147	To SDC Parks-862	-	-	-	62,000	62,000	62,000
	<b>Exp.-Transfers Out Totals:</b>	<b>6,085</b>	<b>27,903</b>	<b>40,000</b>	<b>107,000</b>	<b>107,000</b>	<b>107,000</b>
<b>EXPENDITURES TOTALS:</b>		<b>59,956</b>	<b>155,722</b>	<b>141,000</b>	<b>207,000</b>	<b>207,000</b>	<b>207,000</b>

## City of Lebanon, OR Budget Report FY 2017-18

Account	Description	2015 Actual	2016 Actual	2017 Budget	2018 Proposed	2018 Approved	2018 Adopted
<b>511</b>	<b>VISITOR INDUSTRY PROGRAM (VIP)</b>						
<b>E2</b>	<b>Exp.-Materials &amp; Services</b>			-			
510-511-61010	Advertising	-	-	-	-	-	-
510-511-61130	Contract Serv	-	-	20,000	10,000	10,000	10,000
	<b>Exp.-Materials &amp; Services Totals:</b>	-	-	<b>20,000</b>	<b>10,000</b>	<b>10,000</b>	<b>10,000</b>
<b>E3</b>	<b>Exp.-Capital Outlay</b>						
510-511-72305	Improvements-Entrants sign	-	-	25,000	30,000	30,000	30,000
510-511-72306	Improvements-Strawberry Plaza	-	-	320,700	-	-	-
510-511-72307	Improvements-Downtown project	-	-	-	50,000	50,000	50,000
510-511-72308	Improvements-not assigned to project	-	-	-	18,000	18,000	18,000
	<b>Exp.-Capital Outlay Totals:</b>	-	-	<b>345,700</b>	<b>98,000</b>	<b>98,000</b>	<b>98,000</b>
<b>E5</b>	<b>Exp.-Contingencies</b>						
510-510-80005	Operating Contingency	-	-	-	10,000	10,000	10,000
	<b>Exp.-Contingencies Totals:</b>	-	-	-	<b>10,000</b>	<b>10,000</b>	<b>10,000</b>
<b>EXPENDITURES TOTALS:</b>		-	-	<b>365,700</b>	<b>118,000</b>	<b>118,000</b>	<b>118,000</b>
<b>EXPENDITURES TOTALS:</b>		<b>59,956</b>	<b>155,722</b>	<b>506,700</b>	<b>325,000</b>	<b>325,000</b>	<b>325,000</b>
<b>FUND REVENUES</b>		<b>75,409</b>	<b>219,427</b>	<b>506,700</b>	<b>325,000</b>	<b>325,000</b>	<b>325,000</b>
<b>FUND EXPENSES</b>		<b>59,956</b>	<b>155,722</b>	<b>506,700</b>	<b>325,000</b>	<b>325,000</b>	<b>325,000</b>
<b>MOTEL TAX Totals:</b>		<b>15,453</b>	<b>63,705</b>	-	-	-	-





**Copies of this report can be found at: [www.ci.lebanon.or.us](http://www.ci.lebanon.or.us)**

# **Special Revenue Fund Police Department-Youth Court-515**

## **Purpose**

The Lebanon Youth Peer Court is an alternative court within the criminal justice system for juveniles who commit misdemeanors or violations. This is a fund established as a clearinghouse used to track fees paid by youth offenders that have been referred to Lebanon's Peer Court.

## **FY2017-2018 Objective**

The objective of the Police Department Youth Court fund is to purchase refreshments provided to the Peer Court volunteers on days when court is in session.

## **FY2017-2018 Staffing**

No staff is allocated to this fund.

**City of Lebanon, OR**  
**Budget Report FY 2017-18**

<b>Account</b>	<b>Description</b>	<b>2015 Actual</b>	<b>2016 Actual</b>	<b>2017 Budget</b>	<b>2018 Proposed</b>	<b>2018 Approved</b>	<b>2018 Adopted</b>
<b>515</b>	<b>YOUTH COURT</b>						
<b>R6</b>	<b>Rev.-Miscellaneous</b>						
515-000-48100	Interest On Investment	-	-	-	-	-	-
515-000-48053	Donations	-	-	5,000	5,000	5,000	5,000
	<b>Rev.-Miscellaneous Totals:</b>	-	-	<b>5,000</b>	<b>5,000</b>	<b>5,000</b>	<b>5,000</b>
<b>R7</b>	<b>Rev.-Transfers In</b>						
515-000-49010	From General Fund	-	-	-	-	-	-
	<b>Rev.-Transfers In Totals:</b>	-	-	-	-	-	-
<b>R8</b>	<b>Rev.-Other Sources</b>						
515-000-49901	Beginning Balance	-	-	-	50	50	50
	<b>Rev.-Other Sources Totals:</b>	-	-	-	<b>50</b>	<b>50</b>	<b>50</b>
<b>REVENUES TOTALS:</b>		-	-	<b>5,000</b>	<b>5,050</b>	<b>5,050</b>	<b>5,050</b>
<b>515</b>	<b>YOUTH COURT</b>						
<b>E2</b>	<b>Exp.-Materials &amp; Services</b>						
515-515-61240	Dept/Operating Expense	-	-	5,000	5,050	5,050	5,050
	<b>Exp.-Materials &amp; Services Totals:</b>	-	-	<b>5,000</b>	<b>5,050</b>	<b>5,050</b>	<b>5,050</b>
<b>EXPENDITURES TOTALS:</b>		-	-	<b>5,000</b>	<b>5,050</b>	<b>5,050</b>	<b>5,050</b>
<b>FUND REVENUES</b>		-	-	<b>5,000</b>	<b>5,050</b>	<b>5,050</b>	<b>5,050</b>
<b>FUND EXPENSES</b>		-	-	<b>5,000</b>	<b>5,050</b>	<b>5,050</b>	<b>5,050</b>
<b>YOUTH COURT Totals:</b>		-	-	-	-	-	-

# **Special Revenue Fund Police Department-Reserves-516**

## **Purpose**

The Police Reserves fund accounts for receipts and expenditures of contributions made to the Police Department Reserves Program.

## **FY2017-2018 Objective**

The objective of the Police Department Police Reserves fund is to buy necessary equipment not covered in the budget.

## **FY2017-2018 Staffing**

No staff is allocated to this fund.

## City of Lebanon, OR Budget Report FY 2017-18

Account	Description	2015 Actual	2016 Actual	2017 Budget	2018 Proposed	2018 Approved	2018 Adopted
<b>516</b>	<b>POLICE RESERVES-DONATIONS</b>						
<b>R6</b>	<b>Rev.-Miscellaneous</b>						
516-000-48053	Donations	3,035	-	10,000	10,000	10,000	10,000
516-000-48100	Interest On Investment	-	-	-	-	-	-
	<b>Rev.-Miscellaneous Totals:</b>	<b>3,035</b>	<b>-</b>	<b>10,000</b>	<b>10,000</b>	<b>10,000</b>	<b>10,000</b>
<b>R8</b>	<b>Rev.-Other Sources</b>						
516-000-49901	Beginning Balance	4,120	7,155	4,000	-	-	-
	<b>Rev.-Other Sources Totals:</b>	<b>4,120</b>	<b>7,155</b>	<b>4,000</b>	<b>-</b>	<b>-</b>	<b>-</b>
<b>REVENUES TOTALS:</b>		<b>7,155</b>	<b>7,155</b>	<b>14,000</b>	<b>10,000</b>	<b>10,000</b>	<b>10,000</b>
<b>516</b>	<b>POLICE RESERVES-DONATIONS</b>						
<b>E2</b>	<b>Exp.-Materials &amp; Services</b>						
516-516-61240	Dept/Operating Expense	-	5,496	4,000	-	-	-
	<b>Exp.-Materials &amp; Services Totals:</b>	<b>-</b>	<b>5,496</b>	<b>4,000</b>	<b>-</b>	<b>-</b>	<b>-</b>
<b>E5</b>	<b>Exp.-Contingencies</b>						
516-516-80005	Operating Contingency	-	-	10,000	10,000	10,000	10,000
	<b>Exp.-Contingencies Totals:</b>	<b>-</b>	<b>-</b>	<b>10,000</b>	<b>10,000</b>	<b>10,000</b>	<b>10,000</b>
<b>EXPENDITURES TOTALS:</b>		<b>-</b>	<b>5,496</b>	<b>14,000</b>	<b>10,000</b>	<b>10,000</b>	<b>10,000</b>
<b>FUND REVENUES</b>		<b>7,155</b>	<b>7,155</b>	<b>14,000</b>	<b>10,000</b>	<b>10,000</b>	<b>10,000</b>
<b>FUND EXPENSES</b>		<b>-</b>	<b>5,496</b>	<b>14,000</b>	<b>10,000</b>	<b>10,000</b>	<b>10,000</b>
<b>POLICE RESERVES Totals:</b>		<b>7,155</b>	<b>1,659</b>	<b>-</b>	<b>-</b>	<b>-</b>	<b>-</b>

## **Special Revenue Fund Community Development Department-Building 527**

### **Purpose**

Along with Planning, the Community Development Department includes traditional Building service functions. With the exception of electrical permits processed by Linn County, the City is responsible for all plan reviews and inspections for residential, commercial and industrial. This service is funded entirely through dedicated building fees. Building staff closely cooperates with Planning and Engineering Services on all construction projects and actively works with other organizations such as the Lebanon Fire District, Linn County Environmental Health and the Linn County Building Department. This cooperation helps ensure development can occur in a timely manner.

### **FY2017-2018 Objective**

The objective of the Community Development Department, Building Services is to provide budgetary authority for a broad range of building activities. Building Services continues to use contract services for all plan reviews and inspections as a means to reduce operational costs and expect to continue this relationship for the coming year.

### **FY2017-2018 Staffing**

The Community Development Department is supported by a cumulative total of 2.8 FTE with the Building Official position filled through a service contract. The amounts budgeted in Personal Services and Contract Services reflects this staffing level.

## City of Lebanon, OR Budget Report FY 2017-18

Account	Description	2015 Actual	2016 Actual	2017 Budget	2018 Proposed	2018 Approved	2018 Adopted
<b>527</b>	<b>COMMUNITY DEVELOPMENT-BUILDING</b>						
<b>R2</b>	<b>Rev.-Licenses &amp; Permits</b>						
527-000-46010	Bldg Permits & Fees	326,767	481,682	210,000	250,000	250,000	250,000
527-000-46040	Electrical Permits	-	-	-	-	-	-
	<b>Rev.-Licenses &amp; Permits Totals:</b>	<b>326,767</b>	<b>481,682</b>	<b>210,000</b>	<b>250,000</b>	<b>250,000</b>	<b>250,000</b>
<b>R6</b>	<b>Rev.-Miscellaneous</b>						
527-000-48100	Interest On Investment	2,417	4,080	2,000	4,000	4,000	4,000
527-000-48140	Miscellaneous Revenue	4	8	-	-	-	-
	<b>Rev.-Miscellaneous Totals:</b>	<b>2,421</b>	<b>4,088</b>	<b>2,000</b>	<b>4,000</b>	<b>4,000</b>	<b>4,000</b>
<b>R7</b>	<b>Rev.-Transfers In</b>						
527-000-49175	From North Gateway URD	-	-	-	-	-	-
	<b>Rev.-Transfers In Totals:</b>	<b>-</b>	<b>-</b>	<b>-</b>	<b>-</b>	<b>-</b>	<b>-</b>
<b>R8</b>	<b>Rev.-Other Sources</b>						
527-000-49901	Beginning Balance	295,319	378,026	410,000	475,000	475,000	475,000
	<b>Rev.-Other Sources Totals:</b>	<b>295,319</b>	<b>378,026</b>	<b>410,000</b>	<b>475,000</b>	<b>475,000</b>	<b>475,000</b>
<b>REVENUES TOTALS:</b>		<b>624,507</b>	<b>863,796</b>	<b>622,000</b>	<b>729,000</b>	<b>729,000</b>	<b>729,000</b>
<b>527</b>	<b>COMMUNITY DEVELOPMENT-BUILDING</b>						
<b>E1</b>	<b>Exp.-Personnel Services</b>						
527-527-51023	Unemployment	1,898	-	-	-	-	-
	<b>Exp.-Personnel Services Totals:</b>	<b>1,898</b>	<b>-</b>	<b>-</b>	<b>-</b>	<b>-</b>	<b>-</b>

## City of Lebanon, OR

### Budget Report FY 2017-18

Account	Description	2015 Actual	2016 Actual	2017 Budget	2018 Proposed	2018 Approved	2018 Adopted
<b>E2</b>	<b>Exp.-Materials &amp; Services</b>						
527-527-61010	Advertising	-	-	-	-	-	-
527-527-61130	Contract Services	86,668	91,696	100,000	95,000	95,000	95,000
527-527-61140	Merchant Card Fees	6,088	4,862	4,800	5,000	5,000	5,000
527-527-61240	Dept/Operating Expense	23,666	34,646	22,500	24,625	24,625	24,625
527-527-61250	Dept/Op Supplies	479	741	400	500	500	500
527-527-61320	Education & Training	-	-	1,500	1,500	1,500	1,500
527-527-61600	Meetings & Conferences	-	-	-	-	-	-
527-527-61700	Office Supplies	259	533	1,000	1,500	1,500	1,500
527-527-61820	Postage	-	100	-	-	-	-
	<b>Exp.-Materials &amp; Services Totals:</b>	<b>117,160</b>	<b>132,578</b>	<b>130,200</b>	<b>128,125</b>	<b>128,125</b>	<b>128,125</b>
<b>E3</b>	<b>Exp.-Capital Outlay</b>						
527-527-72500	Office Eqpt.	-	-	-	-	-	-
	<b>Exp.-Capital Outlay Totals:</b>	<b>-</b>	<b>-</b>	<b>-</b>	<b>-</b>	<b>-</b>	<b>-</b>
<b>E4</b>	<b>Exp.-Transfers Out</b>						
527-527-90010	To General Fund	16,057	22,757	21,058	28,856	28,856	28,856
527-527-90011	To GF-Sal/Ben	93,773	152,005	156,990	170,271	170,271	170,271
527-527-90025	To GIS	-	5,000	7,242	8,000	8,000	8,000
527-527-90027	To Info System Service	16,886	23,257	21,011	26,722	26,722	26,722
527-527-90028	To Custodial & Bldg Maint	707	1,043	1,454	1,428	1,428	1,428
527-527-90105	To Eqpt Acq & Rep Fund	-	-	-	-	-	-
	<b>Exp.-Transfers Out Totals:</b>	<b>127,423</b>	<b>204,062</b>	<b>207,755</b>	<b>235,277</b>	<b>235,277</b>	<b>235,277</b>



## City of Lebanon, OR Budget Report FY 2017-18

Account	Description	2015 Actual	2016 Actual	2017 Budget	2018 Proposed	2018 Approved	2018 Adopted
<b>E5</b>	<b>Exp.-Contingencies</b>						
527-527-80005	Operating Contingency	-	-	284,045	365,598	365,598	365,598
	<b>Exp.-Contingencies Totals:</b>			284,045	365,598	365,598	365,598
<b>EXPENDITURES TOTALS:</b>		<b>246,481</b>	<b>336,640</b>	<b>622,000</b>	<b>729,000</b>	<b>729,000</b>	<b>729,000</b>
<b>FUND REVENUES</b>		<b>624,507</b>	<b>863,796</b>	<b>622,000</b>	<b>729,000</b>	<b>729,000</b>	<b>729,000</b>
<b>FUND EXPENSES</b>		<b>246,481</b>	<b>336,640</b>	<b>622,000</b>	<b>729,000</b>	<b>729,000</b>	<b>729,000</b>
<b>BUILDING INSPECTION Totals:</b>		<b>378,026</b>	<b>527,156</b>	<b>-</b>	<b>-</b>	<b>-</b>	<b>-</b>

# **Special Revenue Fund Park Enterprise-533**

## **Purpose**

The Park Enterprise fund uses revenue generated from the reservation of park shelters and camping fees for the maintenance and improvements of those facilities.

## **FY2017-2018 Objective**

Very nominal funding limits the ability to assist in financing any significant projects.

## **FY2017-2018 Staffing**

Both River Park and Gills Landing are now staffed with Park Hosts in each park. These arrangements help to reduce vandalism while enhancing the livability and usability of the parks.

## City of Lebanon, OR Budget Report FY 2017-18

Account	Description	2015 Actual	2016 Actual	2017 Budget	2018 Proposed	2018 Approved	2018 Adopted
<b>533</b>	<b>PARK ENTERPRISE</b>						
<b>R1</b>	<b>Rev.-Taxes &amp; Assess</b>						
533-000-47080	State Tourism Tax	280	235	220	300	300	300
	<b>Rev.-Taxes &amp; Assess Totals:</b>	<b>280</b>	<b>235</b>	<b>220</b>	<b>300</b>	<b>300</b>	<b>300</b>
<b>R6</b>	<b>Rev.-Miscellaneous</b>						
533-000-45030	Cheadle Lake Park Fees	-	-	-	21,000	21,000	21,000
533-000-45080	Camping Fees - Monthly	35,560	57,116	45,000	55,000	55,000	55,000
533-000-45090	Camping Fees	26,640	22,198	25,000	20,000	20,000	20,000
533-000-46000	Shelter Rental Fees	2,117	1,313	2,000	2,000	2,000	2,000
533-000-48053	Donations	9,000	11,000	5,000	-	-	-
533-000-48057	Dump Station Donations	6,966	8,267	7,000	8,500	8,500	8,500
533-000-48100	Interest On Investment	441	1,234	650	700	700	700
533-000-48140	Miscellaneous Revenue	-	-	-	-	-	-
	<b>Rev.-Miscellaneous Totals:</b>	<b>80,724</b>	<b>101,128</b>	<b>84,650</b>	<b>107,200</b>	<b>107,200</b>	<b>107,200</b>
<b>R8</b>	<b>Rev.-Other Sources</b>						
533-000-49901	Beginning Balance	37,718	69,791	45,881	69,731	69,731	69,731
	<b>Rev.-Other Sources Totals:</b>	<b>37,718</b>	<b>69,791</b>	<b>45,881</b>	<b>69,731</b>	<b>69,731</b>	<b>69,731</b>
<b>REVENUES TOTALS:</b>		<b>118,722</b>	<b>171,154</b>	<b>130,751</b>	<b>177,231</b>	<b>177,231</b>	<b>177,231</b>
<b>533</b>	<b>PARK ENTERPRISE</b>						
<b>E1</b>	<b>Exp.-Personnel Services</b>						
533-533-50001	Salaries	-	-	-	-	-	-
533-533-50003	Fringe Benefits	-	-	-	-	-	-
	<b>Exp.-Personnel Services Totals:</b>	<b>-</b>	<b>-</b>	<b>-</b>	<b>-</b>	<b>-</b>	<b>-</b>

## City of Lebanon, OR Budget Report FY 2017-18

Account	Description	2015 Actual	2016 Actual	2017 Budget	2018 Proposed	2018 Approved	2018 Adopted
<b>E2</b>	<b>Exp.-Materials &amp; Services</b>						
533-533-61012	Advertising (Maint)	-	-	-	-	-	-
533-533-61134	Contract Serv (Maint)	20,648	12,649	25,000	25,000	25,000	25,000
533-533-61242	Operating Exp (Maint)	3,943	4,291	7,500	7,500	7,500	7,500
533-533-61562	Maint/Bldg (Maint)	3,581	12,601	9,000	9,000	9,000	9,000
533-533-61572	Maint/Eqpt (Maint)	-	-	-	-	-	-
533-533-61902	Utilities (Maint)	20,760	22,766	26,000	20,100	20,100	20,100
	<b>Exp.-Materials &amp; Services Totals:</b>	<b>48,932</b>	<b>52,307</b>	<b>67,500</b>	<b>61,600</b>	<b>61,600</b>	<b>61,600</b>
<b>E3</b>	<b>Exp.-Capital Outlay</b>						
533-533-72300	Improvements	-	5,000	18,000	38,000	38,000	38,000
	<b>Exp.-Capital Outlay Totals:</b>	<b>-</b>	<b>5,000</b>	<b>18,000</b>	<b>38,000</b>	<b>38,000</b>	<b>38,000</b>
<b>E4</b>	<b>Exp.-Transfers Out</b>						
533-533-90011	To GF-Sal/Ben	-	-	22,377	22,920	22,920	22,920
533-533-90105	To Eqpt Acq & Rep Fund	-	-	-	-	-	-
	<b>Exp.-Transfers Out Totals:</b>	<b>-</b>	<b>-</b>	<b>22,377</b>	<b>22,920</b>	<b>22,920</b>	<b>22,920</b>
<b>E5</b>	<b>Exp.-Contingencies</b>						
533-533-80005	Operating Contingency	-	-	22,874	23,811	23,811	23,811
<b>108</b>	<b>Exp.-Contingencies Totals:</b>	<b>-</b>	<b>-</b>	<b>22,874</b>	<b>23,811</b>	<b>23,811</b>	<b>23,811</b>
<b>EXPENDITURES TOTALS:</b>		<b>48,932</b>	<b>57,307</b>	<b>130,751</b>	<b>146,331</b>	<b>146,331</b>	<b>146,331</b>

## City of Lebanon, OR Budget Report FY 2017-18

Account	Description	2015 Actual	2016 Actual	2017 Budget	2018 Proposed	2018 Approved	2018 Adopted
<b>534</b>	<b>CHEADLE LAKE PARK</b>						
<b>E2</b>	<b>Exp.-Materials &amp; Services</b>						
533-534-61010	Advertising	-	-	-	-	-	-
533-534-61130	Contract Services	-	-	-	5,000	5,000	5,000
533-534-61240	Dept/Operating Expense	-	-	-	5,500	5,500	5,500
533-534-61562	Maint/Bldg (Maint)	-	-	-	3,000	3,000	3,000
533-534-61572	Maint/Eqpt (Maint)	-	-	-	500	500	500
533-534-61582	Maint/Vehicles (Maint)	-	-	-	2,000	2,000	2,000
533-534-61800	Petroleum	-	-	-	5,000	5,000	5,000
533-534-6902	Utilities (Maint)	-	-	-	9,900	9,900	9,900
	<b>Exp.-Materials &amp; Services Totals:</b>	-	-	-	<b>30,900</b>	<b>30,900</b>	<b>30,900</b>
<b>E3</b>	<b>Exp.-Capital Outlay</b>						
533-534-72300	Improvements	-	-	-	-	-	-
	<b>Exp.-Capital Outlay Totals:</b>	-	-	-	-	-	-
<b>EXPENDITURES TOTALS:</b>		-	-	-	<b>30,900</b>	<b>30,900</b>	<b>30,900</b>
<b>FUND REVENUES</b>		<b>118,722</b>	<b>171,154</b>	<b>130,751</b>	<b>177,231</b>	<b>177,231</b>	<b>177,231</b>
<b>FUND EXPENSES</b>		<b>48,932</b>	<b>57,307</b>	<b>130,751</b>	<b>177,231</b>	<b>177,231</b>	<b>177,231</b>
<b>PARK ENTERPRISE Totals:</b>		<b>69,790</b>	<b>113,847</b>	-	-	-	-

# **Special Revenue Fund Park Grant Fund-535**

## **Purpose**

This fund will administer grants that are expected to be received or completed in the 17/18 budget year. There are two pending grants for which funds may be received in the FY17/18: Land and Water Conservation Grant and the Local Government Grant Program.

## **FY2017-2018 Objective**

Very nominal funding limits the ability to assist in financing any significant projects.

## **FY2017-2018 Staffing**

Staffing costs are not provided in this division.

## City of Lebanon, OR Budget Report FY 2017-18

Account	Description	2015 Actual	2016 Actual	2017 Budget	2018 Proposed	2018 Approved	2018 Adopted
<b>535</b>	<b>PARKS GRANT FUND</b>						
<b>R4</b>	<b>Rev.-Intergovernmental</b>						
535-000-41020	Federal Grant Funds	-	-	-	-	-	-
535-000-41047	County Grant Funds	-	-	-	-	-	-
535-000-41050	State Grant Funds	58,000	144,076	595,000	600,000	600,000	600,000
	<b>Rev.-Intergovernmental Totals:</b>	<b>58,000</b>	<b>144,076</b>	<b>595,000</b>	<b>600,000</b>	<b>600,000</b>	<b>600,000</b>
<b>R6</b>	<b>Rev.-Miscellaneous</b>						
535-000-48053	Donations	13,000	-	-	-	-	-
535-000-48100	Interest On Investment	366	(793)	-	-	-	-
535-000-48140	Miscellaneous Revenue	-	25,688	15,000	-	-	-
	<b>Rev.-Miscellaneous Totals:</b>	<b>13,366</b>	<b>24,895</b>	<b>15,000</b>	<b>-</b>	<b>-</b>	<b>-</b>
<b>R7</b>	<b>Rev.-Transfers In</b>						
535-000-49039	From Park Enterprise	-	-	-	-	-	-
535-000-49122	From SDC-Park	-	-	-	-	-	-
	<b>Rev.-Transfers In Totals:</b>	<b>-</b>	<b>-</b>	<b>-</b>	<b>-</b>	<b>-</b>	<b>-</b>
<b>R8</b>	<b>Rev.-Other Sources</b>						
535-000-49901	Beginning Balance	15,182	15,548	27,048	25,000	25,000	25,000
	<b>Rev.-Other Sources Totals:</b>	<b>15,182</b>	<b>15,548</b>	<b>27,048</b>	<b>25,000</b>	<b>25,000</b>	<b>25,000</b>
<b>REVENUES TOTALS:</b>		<b>86,548</b>	<b>184,519</b>	<b>637,048</b>	<b>625,000</b>	<b>625,000</b>	<b>625,000</b>
<b>535</b>	<b>PARKS GRANT FUND</b>						
<b>E2</b>	<b>Exp.-Materials &amp; Services</b>						
535-535-61130	Contract Services	-	8,500	-	-	-	-
535-535-61240	Dept/Operating Expense	-	-	-	-	-	-
	<b>Exp.-Materials &amp; Services Totals:</b>	<b>-</b>	<b>8,500</b>	<b>-</b>	<b>-</b>	<b>-</b>	<b>-</b>

## City of Lebanon, OR Budget Report FY 2017-18

Account	Description	2015 Actual	2016 Actual	2017 Budget	2018 Proposed	2018 Approved	2018 Adopted
<b>E3</b>	<b>Exp.-Capital Outlay</b>						
535-535-72300	Improvements	71,000	163,406	595,000	600,000	600,000	600,000
	<b>Exp.-Capital Outlay Totals:</b>	<b>71,000</b>	<b>163,406</b>	<b>595,000</b>	<b>600,000</b>	<b>600,000</b>	<b>600,000</b>
<b>E5</b>	<b>Exp.-Contingencies</b>						
535-535-80005	Operating Contingency	-	-	42,048	25,000	25,000	25,000
	<b>Exp.-Contingencies Totals:</b>	<b>-</b>	<b>-</b>	<b>42,048</b>	<b>25,000</b>	<b>25,000</b>	<b>25,000</b>
<b>EXPENDITURES TOTALS:</b>		<b>71,000</b>	<b>171,906</b>	<b>637,048</b>	<b>625,000</b>	<b>625,000</b>	<b>625,000</b>
<b>FUND REVENUES</b>		<b>86,548</b>	<b>184,519</b>	<b>637,048</b>	<b>625,000</b>	<b>625,000</b>	<b>625,000</b>
<b>FUND EXPENSES</b>		<b>71,000</b>	<b>171,906</b>	<b>637,048</b>	<b>625,000</b>	<b>625,000</b>	<b>625,000</b>
<b>PARKS GRANT FUND Totals:</b>		<b>15,548</b>	<b>12,613</b>	<b>-</b>	<b>-</b>	<b>-</b>	<b>-</b>



# **Special Revenue Fund GIS-540**

## **Purpose**

The GIS Division provides the budget authority to support the mapping and addressing of the City of Lebanon municipality including Sanitary Sewer System, Water System, Storm Drainage System, Tax Assessor Maps & Data, Zoning, and Aerial Photo Overlays

## **FY2017-2018 Objective**

The objective of the GIS Division is to provide budgetary authority to administer the department and the services it supports.

## **FY2017-2018 Staffing**

The GIS Division is supported by a cumulative total of .83 FTE. The amounts budgeted in Personal Services reflect this total.

## City of Lebanon, OR Budget Report FY 2017-18

Account	Description	2015 Actual	2016 Actual	2017 Budget	2018 Proposed	2018 Approved	2018 Adopted
<b>540</b>	<b>GIS</b>						
<b>R6</b>	<b>Rev.-Miscellaneous</b>						
540-000-48100	Interest On Investment	895	1,084	500	500	500	500
540-000-48140	Miscellaneous Revenue	-	-	-	-	-	-
	<b>Rev.-Miscellaneous Totals:</b>	<b>895</b>	<b>1,084</b>	<b>500</b>	<b>500</b>	<b>500</b>	<b>500</b>
<b>R7</b>	<b>Rev.-Transfers In</b>						
540-000-49022	From Water Fund-430	42,105	48,105	77,853	35,000	35,000	35,000
540-000-49023	From Stormdrain-450	7,579	12,579	19,916	11,058	11,058	11,058
540-000-49025	From W Water Fund-470	46,316	47,316	76,042	44,148	44,148	44,148
540-000-49046	From Streets Fund-558	-	-	-	-	-	-
540-000-49050	From Bldg Inspect-527	-	5,000	7,242	8,000	8,000	8,000
	<b>Rev.-Transfers In Totals:</b>	<b>96,000</b>	<b>113,000</b>	<b>181,053</b>	<b>98,206</b>	<b>98,206</b>	<b>98,206</b>
<b>R8</b>	<b>Rev.-Other Sources</b>						
540-000-49901	Beginning Balance	112,052	91,909	67,000	100,000	100,000	100,000
	<b>Rev.-Other Sources Totals:</b>	<b>112,052</b>	<b>91,909</b>	<b>67,000</b>	<b>100,000</b>	<b>100,000</b>	<b>100,000</b>
<b>REVENUES TOTALS:</b>		<b>208,947</b>	<b>205,993</b>	<b>248,553</b>	<b>198,706</b>	<b>198,706</b>	<b>198,706</b>
<b>540</b>	<b>GIS</b>						
<b>E2</b>	<b>Exp.-Materials &amp; Services</b>						
540-540-61124	Computer Expense	22,255	15,518	9,492	9,400	9,400	9,400
540-540-61130	Contract Services	2,981	6,962	50,000	45,000	45,000	45,000
540-540-61240	Dept/Operating Expense	3,098	214	2,000	2,000	2,000	2,000
540-540-61320	Education & Training	2,450	949	3,600	2,500	2,500	2,500
540-540-61600	Meetings & Conferences	598	1,583	3,250	3,250	3,250	3,250
540-540-61700	Office Supplies	489	736	700	821	821	821
	<b>Exp.-Materials &amp; Services Totals:</b>	<b>31,871</b>	<b>25,962</b>	<b>69,042</b>	<b>62,971</b>	<b>62,971</b>	<b>62,971</b>

## City of Lebanon, OR Budget Report FY 2017-18

Account	Description	2015 Actual	2016 Actual	2017 Budget	2018 Proposed	2018 Approved	2018 Adopted
<b>E3</b>	<b>Exp.-Capital Outlay</b>						
540-540-72600	Other Eqpt.	6,123	12,571	-	3,500	3,500	3,500
	<b>Exp.-Capital Outlay Totals:</b>	<b>6,123</b>	<b>12,571</b>	<b>-</b>	<b>3,500</b>	<b>3,500</b>	<b>3,500</b>
<b>E4</b>	<b>Exp.-Transfers Out</b>						
540-540-90028	To Custodial & Bldg Maint	591	655	737	638	638	638
540-540-90182	To IS Sal/Ben	78,451	88,803	94,291	104,626	104,626	104,626
	<b>Exp.-Transfers Out Totals:</b>	<b>79,042</b>	<b>89,458</b>	<b>95,028</b>	<b>105,264</b>	<b>105,264</b>	<b>105,264</b>
<b>E5</b>	<b>Exp.-Contingencies</b>						
540-540-80030	Reserve for Future Expenditure-Mapping		-	70,000	15,000	15,000	15,000
540-540-80005	Operating Contingency	-	-	14,483	11,971	11,971	11,971
	<b>Exp.-Contingencies Totals:</b>	<b>-</b>	<b>-</b>	<b>84,483</b>	<b>26,971</b>	<b>26,971</b>	<b>26,971</b>
<b>EXPENDITURES TOTALS:</b>		<b>117,036</b>	<b>127,991</b>	<b>248,553</b>	<b>198,706</b>	<b>198,706</b>	<b>198,706</b>
<b>FUND REVENUES</b>		<b>208,947</b>	<b>205,993</b>	<b>248,553</b>	<b>198,706</b>	<b>198,706</b>	<b>198,706</b>
<b>FUND EXPENSES</b>		<b>117,036</b>	<b>127,991</b>	<b>248,553</b>	<b>198,706</b>	<b>198,706</b>	<b>198,706</b>
<b>GIS Totals:</b>		<b>91,911</b>	<b>78,002</b>	<b>-</b>	<b>-</b>	<b>-</b>	<b>-</b>

# **Special Revenue Fund IT Department-542**

## **Purpose**

The IT Department provides the budget authority to administer and support the City network and computer resources.

## **FY2017-2018 Objective**

The objective of the IT Department is to provide budgetary authority to administer the department and the services it supports.

## **FY2017-2018 Staffing**

The IT Department is supported by a cumulative total of 2.17 FTE. The amounts budgeted in Personnel Services reflect this total.

## City of Lebanon, OR

### Budget Report FY 2017-18

Account	Description	2015 Actual	2016 Actual	2017 Budget	2018 Proposed	2018 Approved	2018 Adopted
<b>542</b>	<b>INFO TECHNOLOGY SERVICE</b>						
<b>R5</b>	<b>Rev.-Chgs for Services</b>						
542-000-48132	Info System Services	7,875	14,646	10,500	10,500	10,500	10,500
	<b>Rev.-Chgs for Services Totals:</b>	<b>7,875</b>	<b>14,646</b>	<b>10,500</b>	<b>10,500</b>	<b>10,500</b>	<b>10,500</b>
<b>R6</b>	<b>Rev.-Miscellaneous</b>						
542-000-45020	From Rented Property	22,367	21,050	4,000	15,000	15,000	15,000
542-000-48100	Interest On Investment	1,206	856	500	500	500	500
542-000-48140	Miscellaneous Revenue	523	534	-	-	-	-
	<b>Rev.-Miscellaneous Totals:</b>	<b>24,096</b>	<b>22,440</b>	<b>4,500</b>	<b>15,500</b>	<b>15,500</b>	<b>15,500</b>
<b>R7</b>	<b>Rev.-Transfers In</b>						
542-000-49000	Trans In Sal/Ben funding- 540	78,451	88,803	94,291	104,626	104,626	104,626
542-000-49010	From General Fund- 100	257,454	257,755	388,446	422,418	422,418	422,418
542-000-49022	From Water Fund- 430	108,142	109,751	91,673	75,080	75,080	75,080
542-000-49025	From W Water Fund- 470	82,131	82,233	70,634	58,395	58,395	58,395
542-000-49029	From Dial-A-Bus- 569	5,349	5,382	3,773	3,855	3,855	3,855
542-000-49033	From Eng Dev Review -555	5,165	8,343	6,832	5,005	5,005	5,005
542-000-49046	From Streets Fund- 558+559+815	35,299	36,434	22,823	18,353	18,353	18,353
542-000-49047	From Storm Drain- 450	12,998	15,100	11,614	10,011	10,011	10,011
542-000-49048	From Custodial & Bldg Maint- 545	9,433	9,416	3,888	3,741	3,741	3,741
542-000-49050	From Bldg Inspect- 527	16,886	23,257	21,011	26,722	26,722	26,722
542-000-49098	From NW Urban Renewal- 925	16,515	18,250	16,257	14,000	14,000	14,000
542-000-49170	From Cheadle Lake URD- 935	5,162	6,413	5,634	-	-	-
542-000-49175	From Gateway URD- 940	5,831	8,037	6,330	4,500	4,500	4,500
	<b>Rev.-Transfers In Totals:</b>	<b>638,816</b>	<b>669,174</b>	<b>743,206</b>	<b>746,706</b>	<b>746,706</b>	<b>746,706</b>
<b>R8</b>	<b>Rev.-Other Sources</b>						
542-000-49901	Beginning Balance	117,107	87,353	15,000	63,000	63,000	63,000
	<b>Rev.-Other Sources Totals:</b>	<b>117,107</b>	<b>87,353</b>	<b>15,000</b>	<b>63,000</b>	<b>63,000</b>	<b>63,000</b>
<b>REVENUES TOTALS:</b>		<b>787,894</b>	<b>793,613</b>	<b>773,206</b>	<b>835,706</b>	<b>835,706</b>	<b>835,706</b>

## City of Lebanon, OR

### Budget Report FY 2017-18

Account	Description	2015 Actual	2016 Actual	2017 Budget	2018 Proposed	2018 Approved	2018 Adopted
<b>542</b>	<b>INFO TECHNOLOGY SERVICE</b>						
<b>E1</b>	<b>Exp.-Personnel Services</b>						
542-542-50001	Salaries	205,452	215,502	230,768	242,729	242,729	242,729
542-542-50600	Overtime	-	-	2,500	2,500	2,500	2,500
542-542-51000	Fringe Benefits	129	64	124,487	144,747	144,747	144,747
542-542-51005	Taxes - Federal	15,397	16,021	-	-	-	-
542-542-51010	Taxes - State	46	47	-	-	-	-
542-542-51015	PERS	30,546	33,584	-	-	-	-
542-542-51020	Workers Compensation	2,035	2,164	-	-	-	-
542-542-51023	Unemployment	2,922	-	-	-	-	-
542-542-51025	Insurance - Health	42,926	40,673	-	-	-	-
542-542-51030	Insurance - HRA/PSA	8,380	11,807	-	-	-	-
542-542-51035	Insurance - Life	576	576	-	-	-	-
542-542-51036	Insurance - Life/LTD	392	392	-	-	-	-
542-542-51040	Insurance - Disability	817	865	-	-	-	-
542-542-59000	Group Term Life	-	-	-	-	-	-
	<b>Exp.-Personnel Services Totals:</b>	<b>309,618</b>	<b>321,695</b>	<b>357,755</b>	<b>389,976</b>	<b>389,976</b>	<b>389,976</b>
<b>E2</b>	<b>Exp.-Materials &amp; Services</b>						
542-542-61010	Advertising	-	-	-	-	-	-
542-542-61120	Communication (Gen'l)	90,823	75,390	98,000	86,000	86,000	86,000
542-542-61124	Computer Expense	1,980	-	-	-	-	-
542-542-61130	Contract Services	104,426	170,541	162,500	174,500	174,500	174,500
542-542-61240	Dept/Operating Expense	2,391	1,593	2,000	2,000	2,000	2,000
542-542-61290	Dues & Subscriptions	150	99	-	-	-	-
542-542-61320	Education & Training	4,499	6,799	3,500	3,500	3,500	3,500
542-542-61560	Maint/Bldg (Gen'l)	190	800	-	800	800	800
542-542-61580	Maint/Vehicles	-	96	250	1,200	1,200	1,200
542-542-61600	Meetings & Conferences	285	188	-	300	300	300
542-542-61700	Office Supplies	150	88	-	20	20	20
542-542-61800	Petroleum	432	554	650	650	650	650
542-542-61900	Utilities (Gen'l)	18,989	19,792	22,500	23,175	23,175	23,175
	<b>Exp.-Materials &amp; Services Totals:</b>	<b>224,315</b>	<b>275,940</b>	<b>289,400</b>	<b>292,145</b>	<b>292,145</b>	<b>292,145</b>

## City of Lebanon, OR Budget Report FY 2017-18

Account	Description	2015 Actual	2016 Actual	2017 Budget	2018 Proposed	2018 Approved	2018 Adopted
<b>E3</b>	<b>Exp.-Capital Outlay</b>						
542-542-72600	Other Eqpt.	74,092	43,461	29,000	39,250	39,250	39,250
542-542-72800	Vehicles	-	-	-	-	-	-
	<b>Exp.-Capital Outlay Totals:</b>	<b>74,092</b>	<b>43,461</b>	<b>29,000</b>	<b>39,250</b>	<b>39,250</b>	<b>39,250</b>
<b>E4</b>	<b>Exp.-Transfers Out</b>						
542-542-90011	To GF-Sal/Ben	18,329	24,800	25,058	26,936	26,936	26,936
542-542-90028	To Custodial & Bldg Maint	1,820	2,011	2,266	1,961	1,961	1,961
542-542-90030	To PERS Bond-320	7,366	7,563	7,777	7,934	7,934	7,934
542-542-90105	To Eqpt Acq & Rep Fund	65,000	55,000	55,000	69,250	69,250	69,250
	<b>Exp.-Transfers Out Totals:</b>	<b>92,515</b>	<b>89,374</b>	<b>90,101</b>	<b>106,081</b>	<b>106,081</b>	<b>106,081</b>
<b>E5</b>	<b>Exp.-Contingencies</b>						
542-542-80005	Operating Contingency	-	-	6,950	8,254	8,254	8,254
	<b>Exp.-Contingencies Totals:</b>	<b>-</b>	<b>-</b>	<b>6,950</b>	<b>8,254</b>	<b>8,254</b>	<b>8,254</b>
<b>EXPENDITURES TOTALS:</b>		<b>700,540</b>	<b>730,470</b>	<b>773,206</b>	<b>835,706</b>	<b>835,706</b>	<b>835,706</b>
<b>FUND REVENUES</b>		<b>787,894</b>	<b>793,613</b>	<b>773,206</b>	<b>835,706</b>	<b>835,706</b>	<b>835,706</b>
<b>FUND EXPENSES</b>		<b>700,540</b>	<b>730,470</b>	<b>773,206</b>	<b>835,706</b>	<b>835,706</b>	<b>835,706</b>
<b>INFO TECHNOLOGY SERVICE Totals:</b>		<b>87,354</b>	<b>63,143</b>	<b>-</b>	<b>-</b>	<b>-</b>	<b>-</b>

# **Special Revenue Fund Custodial and Maintenance Services-545**

## **Purpose**

The Custodial and Maintenance Services section in the Maintenance Department is responsible for the cleaning and light maintenance of all city facilities, as well as coordinating the sanitary and building supplies inventory.

## **FY2017-2018 Objective**

The objective of the Custodial and Maintenance Services section is to provide budgetary authority to administer the fund and the services it supports.

## **FY2017-2018 Staffing**

There are 2.0 FTE from the Maintenance Division Personnel assigned entirely to this fund. The amounts budgeted in Personal Services reflect this total. FTE include the proposed Electrician position.



## City of Lebanon, OR

### Budget Report FY 2017-18

Account	Description	2015 Actual	2016 Actual	2017 Budget	2018 Proposed	2018 Approved	2018 Adopted
<b>545</b>	<b>CUSTODIAL &amp; MAINT SERVICES</b>						
<b>R6</b>	<b>Rev.-Miscellaneous</b>						
545-000-48100	Interest On Investment	446	578	150	500	500	500
545-000-48140	Miscellaneous Revenue	-	-	-	-	-	-
	<b>Rev.-Miscellaneous Totals:</b>	<b>446</b>	<b>578</b>	<b>150</b>	<b>500</b>	<b>500</b>	<b>500</b>
<b>R7</b>	<b>Rev.-Transfers In</b>			-			
545-000-49000	Trans In Sal/Ben funding-100,430,470,558	-	-	-	122,068	122,068	122,068
545-000-49010	From General Fund- 100	84,966	91,404	105,211	91,984	91,984	91,984
545-000-49022	From Water Fund- 430	8,997	7,522	8,504	7,358	7,358	7,358
545-000-49025	From W Water Fund- 470	7,600	5,981	6,803	6,472	6,472	6,472
545-000-49029	From Dial-A-Bus- 569	2,541	2,717	3,125	2,704	2,704	2,704
545-000-49032	From GIS- 540	591	655	737	638	638	638
545-000-49033	From Eng Dev Review- 555	239	383	397	343	343	343
545-000-49038	From Info Sys- 542	1,820	2,011	2,266	1,961	1,961	1,961
545-000-49046	From Streets Fund- 558+559+815	2,300	2,508	2,867	2,956	2,956	2,956
545-000-49047	From Storm Drain- 450	825	1,007	1,134	1,032	1,032	1,032
545-000-49050	From Bldg Inspect- 527	707	1,043	1,454	1,428	1,428	1,428
545-000-49098	From NW Urban Renewal- 925	1,117	1,143	1,345	-	-	-
545-000-49170	From Cheadle Lake URD- 935	454	533	642	-	-	-
545-000-49175	From Gateway URD- 940	432	512	602	-	-	-
	<b>Rev.-Transfers In Totals:</b>	<b>112,589</b>	<b>117,419</b>	<b>135,087</b>	<b>238,944</b>	<b>238,944</b>	<b>238,944</b>
<b>R8</b>	<b>Rev.-Other Sources</b>						
545-000-49901	Beginning Balance	44,980	38,770	11,530	34,000	34,000	34,000
	<b>Rev.-Other Sources Totals:</b>	<b>44,980</b>	<b>38,770</b>	<b>11,530</b>	<b>34,000</b>	<b>34,000</b>	<b>34,000</b>
<b>REVENUES TOTALS:</b>		<b>158,015</b>	<b>156,767</b>	<b>146,767</b>	<b>273,444</b>	<b>273,444</b>	<b>273,444</b>

## City of Lebanon, OR

### Budget Report FY 2017-18

Account	Description	2015 Actual	2016 Actual	2017 Budget	2018 Proposed	2018 Approved	2018 Adopted
<b>545</b>	<b>CUSTODIAL &amp; MAINT SERVICES</b>						
<b>E1</b>	<b>Exp.-Personnel Services</b>						
545-545-50001	Salaries	44,498	44,857	46,189	113,694	113,694	113,694
545-545-50600	Overtime	-	95	2,000	2,000	2,000	2,000
545-545-51000	Fringe Benefits	49	21	34,482	85,130	85,130	85,130
545-545-51005	Taxes - Federal	3,364	3,398	-	-	-	-
545-545-51010	Taxes - State	17	17	-	-	-	-
545-545-51015	PERS	7,564	8,585	-	-	-	-
545-545-51020	Workers Compensation	1,892	1,937	-	-	-	-
545-545-51025	Insurance - Health	9,981	10,807	-	-	-	-
545-545-51030	Insurance - HRA/PSA	4,379	7,707	-	-	-	-
545-545-51036	Insurance - Life/LTD	99	99	-	-	-	-
545-545-51040	Insurance - Disability	190	194	-	-	-	-
	<b>Exp.-Personnel Services Totals:</b>	<b>72,033</b>	<b>77,717</b>	<b>82,671</b>	<b>200,824</b>	<b>200,824</b>	<b>200,824</b>
<b>E2</b>							
545-545-61130	Contract Services	6,641	3,503	15,000	25,000	25,000	25,000
545-545-61240	Dept/Operating Expense	163	176	3,500	5,000	5,000	5,000
545-545-61250	Dept/Op Supplies	19,454	17,137	20,000	20,000	20,000	20,000
545-545-61320	Education & Training	30	-	500	500	500	500
545-545-61560	Maint/Bldg	312	680	1,500	2,000	2,000	2,000
545-545-61580	Maint/Vehicles	-	-	1,500	1,500	1,500	1,500
545-545-61800	Petroleum	2,913	439	3,000	300	300	300
	<b>Exp.-Materials &amp; Services Totals:</b>	<b>29,513</b>	<b>21,935</b>	<b>45,000</b>	<b>54,300</b>	<b>54,300</b>	<b>54,300</b>
<b>E3</b>	<b>Exp.-Capital Outlay</b>						
545-545-72600	Other Eqpt.	1,513	-	-	-	-	-
	<b>Exp.-Capital Outlay Totals:</b>	<b>1,513</b>	<b>-</b>	<b>-</b>	<b>-</b>	<b>-</b>	<b>-</b>

## City of Lebanon, OR Budget Report FY 2017-18

Account	Description	2015 Actual	2016 Actual	2017 Budget	2018 Proposed	2018 Approved	2018 Adopted
<b>E4</b>	<b>Exp.-Transfers Out</b>						
545-545-90011	To GF-Sal/Ben	4,998	5,867	6,068	6,535	6,535	6,535
545-545-90027	To Info System Service	9,433	9,416	3,888	3,741	3,741	3,741
545-545-90030	To PERS Bond-320	1,756	1,709	1,803	1,623	1,623	1,623
	<b>Exp.-Transfers Out Totals:</b>	<b>16,187</b>	<b>16,992</b>	<b>11,759</b>	<b>11,899</b>	<b>11,899</b>	<b>11,899</b>
<b>E5</b>	<b>Exp.-Contingencies</b>						
545-545-80005	Operating Contingency	-	-	7,337	6,421	6,421	6,421
	<b>Exp.-Contingencies Totals:</b>	<b>-</b>	<b>-</b>	<b>7,337</b>	<b>6,421</b>	<b>6,421</b>	<b>6,421</b>
<b>EXPENDITURES TOTALS:</b>		<b>119,246</b>	<b>116,644</b>	<b>146,767</b>	<b>273,444</b>	<b>273,444</b>	<b>273,444</b>
<b>FUND REVENUES</b>		<b>158,015</b>	<b>156,767</b>	<b>146,767</b>	<b>273,444</b>	<b>273,444</b>	<b>273,444</b>
<b>FUND EXPENSES</b>		<b>119,246</b>	<b>116,644</b>	<b>146,767</b>	<b>273,444</b>	<b>273,444</b>	<b>273,444</b>
<b>CUSTODIAL &amp; MAINT SERVICES Tota</b>		<b>38,769</b>	<b>40,123</b>	<b>-</b>	<b>-</b>	<b>-</b>	<b>-</b>

# **Special Revenue Fund State Foot and Bike Path-550**

## **Purpose**

The purpose of the fund is to administer state gas tax revenues designated to fund qualified foot and bike path projects, including sidewalk access ramp installation and replacement.

## **FY2017-2018 Objective**

The objective of the fund will be to continue replacing and installing pedestrian and bicycle facilities as funding allows throughout the City.

## **FY2017-2018 Staffing**

There are no staff costs allocated to this fund.

## City of Lebanon, OR

### Budget Report FY 2017-18

Account	Description	2015 Actual	2016 Actual	2017 Budget	2018 Proposed	2018 Approved	2018 Adopted
<b>550</b>	<b>STATE FOOT &amp; BIKE PATH</b>						
<b>R1</b>	<b>Rev.-Taxes &amp; Assess</b>						
550-000-42060	Unbonded Principal-LID	698	1,761	100	-	-	-
	<b>Rev.-Taxes &amp; Assess Totals:</b>	<b>698</b>	<b>1,761</b>	<b>100</b>	<b>-</b>	<b>-</b>	<b>-</b>
<b>R4</b>	<b>Rev.-Intergovernmental</b>						
550-000-49045	State Highway Revenue	9,078	9,311	8,800	9,000	9,000	9,000
	<b>Rev.-Intergovernmental Totals:</b>	<b>9,078</b>	<b>9,311</b>	<b>8,800</b>	<b>9,000</b>	<b>9,000</b>	<b>9,000</b>
<b>R6</b>	<b>Rev.-Miscellaneous</b>						
550-000-42070	Unbonded Int-LID	69	197	-	-	-	-
550-000-48100	Interest On Investment	-	-	-	-	-	-
550-000-48140	Miscellaneous Revenue	-	-	-	-	-	-
	<b>Rev.-Miscellaneous Totals:</b>	<b>69</b>	<b>197</b>	<b>-</b>	<b>-</b>	<b>-</b>	<b>-</b>
<b>R7</b>	<b>Rev.-Transfers In</b>						
550-000-49035	Transfer In-565	-	-	-	-	-	-
	<b>Rev.-Transfers In Totals:</b>	<b>-</b>	<b>-</b>	<b>-</b>	<b>-</b>	<b>-</b>	<b>-</b>
<b>R8</b>	<b>Rev.-Other Sources</b>						
550-000-49901	Beginning Balance	31,184	41,029	43,000	17,000	17,000	17,000
	<b>Rev.-Other Sources Totals:</b>	<b>31,184</b>	<b>41,029</b>	<b>43,000</b>	<b>17,000</b>	<b>17,000</b>	<b>17,000</b>
<b>REVENUES TOTALS:</b>		<b>41,029</b>	<b>52,298</b>	<b>51,900</b>	<b>26,000</b>	<b>26,000</b>	<b>26,000</b>

## City of Lebanon, OR

### Budget Report FY 2017-18

Account	Description	2015 Actual	2016 Actual	2017 Budget	2018 Proposed	2018 Approved	2018 Adopted
<b>550</b>	<b>STATE FOOT &amp; BIKE PATH</b>						
<b>E2</b>	<b>Exp.-Materials &amp; Services</b>						
550-550-61010	Advertising	-	-	-	-	-	-
550-550-61130	Contract Services	-	-	-	-	-	-
550-550-61240	Dept/Operating Expense	-	-	-	-	-	-
550-550-61852	Sidewalk Grants	-	-	-	-	-	-
	<b>Exp.-Materials &amp; Services Totals:</b>	-	-	-	-	-	-
<b>E3</b>	<b>Exp.-Capital Outlay</b>						
550-550-72301	Improvements (Eng)	-	8,611	50,000	23,000	23,000	23,000
550-550-72601	Other Eqpt (Eng)	-	-	-	-	-	-
	<b>Exp.-Capital Outlay Totals:</b>	-	<b>8,611</b>	<b>50,000</b>	<b>23,000</b>	<b>23,000</b>	<b>23,000</b>
<b>E5</b>	<b>Exp.-Contingencies</b>						
550-550-80005	Operating Contingency	-	-	1,900	3,000	3,000	3,000
	<b>Exp.-Contingencies Totals:</b>	-	-	<b>1,900</b>	<b>3,000</b>	<b>3,000</b>	<b>3,000</b>
<b>EXPENDITURES TOTALS:</b>		-	<b>8,611</b>	<b>51,900</b>	<b>26,000</b>	<b>26,000</b>	<b>26,000</b>
<b>FUND REVENUES</b>		<b>41,029</b>	<b>52,298</b>	<b>51,900</b>	<b>26,000</b>	<b>26,000</b>	<b>26,000</b>
<b>FUND EXPENSES</b>		-	<b>8,611</b>	<b>51,900</b>	<b>26,000</b>	<b>26,000</b>	<b>26,000</b>
<b>STATE FOOT &amp; BIKE PATH Totals:</b>		<b>41,029</b>	<b>43,687</b>	-	-	-	-

# **Special Revenue Fund Engineering Development Review-555**

## **Purpose**

The Development Review section of the Engineering Division helps to ensure responsible land development and construction of quality infrastructure within the City. Development proposals and engineered plans are reviewed for industrial, commercial, residential, and recreational land development projects.

Development proposals, public improvement drawings, site plans, survey plats, traffic studies, storm drainage calculations, and soils reports are reviewed for compliance with City master plans, codes, and policies and standards. Construction of public infrastructure is monitored to ensure compliance with the development proposal, conditions of approval, approved plans, and City construction specifications.

## **FY2017-2018 Objective**

Very nominal funding limits the ability to assist in financing any significant projects.

## **FY2017-2018 Staffing**

Engineering Development Services is supported by a cumulative total of 1.0 FTE. The amounts budgeted in Personal Services reflect this total.

## City of Lebanon, OR Budget Report FY 2017-18

Account	Description	2015 Actual	2016 Actual	2017 Budget	2018 Proposed	2018 Approved	2018 Adopted
<b>555</b>	<b>ENG DEVELOPMENT REVIEW</b>						
<b>R2</b>	<b>Rev.-Licenses &amp; Permits</b>						
555-000-46015	Development Review Fee	6,304	14,637	12,000	6,000	6,000	6,000
555-000-48061	Public Imp Apps Fees	86,757	22,783	20,000	20,000	20,000	20,000
555-000-48065	Right Of Way Permits	6,014	9,512	6,000	7,000	7,000	7,000
	<b>Rev.-Licenses &amp; Permits Totals:</b>	<b>99,075</b>	<b>46,932</b>	<b>38,000</b>	<b>33,000</b>	<b>33,000</b>	<b>33,000</b>
<b>R6</b>	<b>Rev.-Miscellaneous</b>						
555-000-48100	Interest On Investment	-	-	-	-	-	-
	<b>Rev.-Miscellaneous Totals:</b>	<b>-</b>	<b>-</b>	<b>-</b>	<b>-</b>	<b>-</b>	<b>-</b>
<b>R8</b>	<b>Rev.-Other Sources</b>						
555-000-49901	Beginning Balance	63,713	118,011	82,000	51,042	51,042	51,042
	<b>Rev.-Other Sources Totals:</b>	<b>63,713</b>	<b>118,011</b>	<b>82,000</b>	<b>51,042</b>	<b>51,042</b>	<b>51,042</b>
<b>REVENUES TOTALS:</b>		<b>162,788</b>	<b>164,943</b>	<b>120,000</b>	<b>84,042</b>	<b>84,042</b>	<b>84,042</b>
<b>555</b>	<b>ENG DEVELOPMENT REVIEW</b>						
<b>E2</b>	<b>Exp.-Materials &amp; Services</b>						
555-555-61130	Contract Services	-	-	12,000	10,000	10,000	10,000
555-555-61240	Dept/Operating Expense	-	652	5,000	4,000	4,000	4,000
555-555-51023	Unemploy Ins	387	-	-	-	-	-
	<b>Exp.-Materials &amp; Services Totals:</b>	<b>387</b>	<b>652</b>	<b>17,000</b>	<b>14,000</b>	<b>14,000</b>	<b>14,000</b>
<b>E4</b>	<b>Exp.-Transfers Out</b>						
555-555-90011	To GF-Sal/Ben	38,986	62,172	65,121	64,097	64,097	64,097
555-555-90027	To Info System Service	5,165	8,343	6,832	5,005	5,005	5,005
555-555-90028	To Custodial & Bldg Maint	239	383	397	343	343	343
555-555-90105	To Eqpt Acq & Rep Fund	-	-	-	-	-	-
	<b>Exp.-Transfers Out Totals:</b>	<b>44,390</b>	<b>70,898</b>	<b>72,350</b>	<b>69,445</b>	<b>69,445</b>	<b>69,445</b>



## City of Lebanon, OR Budget Report FY 2017-18

Account	Description	2015 Actual	2016 Actual	2017 Budget	2018 Proposed	2018 Approved	2018 Adopted
E5	Exp.-Contingencies						
555-555-80005	Operating Contingency	-	-	30,650	597	597	597
	<b>Exp.-Contingencies Totals:</b>	-	-	<b>30,650</b>	<b>597</b>	<b>597</b>	<b>597</b>
<b>EXPENDITURES TOTALS:</b>		<b>44,777</b>	<b>71,550</b>	<b>120,000</b>	<b>84,042</b>	<b>84,042</b>	<b>84,042</b>
<b>FUND REVENUES</b>		<b>162,788</b>	<b>164,943</b>	<b>120,000</b>	<b>84,042</b>	<b>84,042</b>	<b>84,042</b>
<b>FUND EXPENSES</b>		<b>44,777</b>	<b>71,550</b>	<b>120,000</b>	<b>84,042</b>	<b>84,042</b>	<b>84,042</b>
<b>ENG DEVELOPMENT REVIEW Totals:</b>		<b>118,011</b>	<b>93,393</b>	-	-	-	-

# **Special Revenue Fund Streets-558**

## **Purpose**

The Streets section in the Maintenance Department primary functions include graveling and grading of streets and alleys, street and curb repair and patching, sidewalk repairs, and in some cases replacement. The Street section is also responsible for repair and maintenance of all traffic signing and traffic striping, which includes painting of crosswalks, stop bars, center line stripe, numerous miles of yellow curb, lane dividers, fog lines and bike lanes, and many other legends and delineators. The Street staff mows along many City rights-of-way, pick up trash throughout the City (including dead animals), clean streets by sweeping and flushing, trim and remove trees in the right-of-way, and build and maintain facilities and buildings throughout the City.

## **FY2017-2018 Objective**

Very nominal funding limits the ability to assist in financing any significant projects.

## **FY2017-2018 Staffing**

The Streets section in the Maintenance Department is supported by a cumulative total of 3.0 FTE. The amounts budgeted in Personal Services reflect this total.

## City of Lebanon, OR

### Budget Report FY 2017-18

Account	Description	2015 Actual	2016 Actual	2017 Budget	2018 Proposed	2018 Approved	2018 Adopted
<b>558</b>	<b>STREET MAINTENANCE</b>						
<b>R2</b>	<b>Rev.-Licenses &amp; Permits</b>						
558-000-44025	Valley Landfills	1,171	800	1,200	1,000	1,000	1,000
	<b>Rev.-Licenses &amp; Permits Totals:</b>	<b>1,171</b>	<b>800</b>	<b>1,200</b>	<b>1,000</b>	<b>1,000</b>	<b>1,000</b>
<b>R4</b>	<b>Rev.-Intergovernmental</b>						
558-000-41075	St Dept Of Trans	898,739	921,808	940,000	972,147	972,147	972,147
	<b>Rev.-Intergovernmental Totals:</b>	<b>898,739</b>	<b>921,808</b>	<b>940,000</b>	<b>972,147</b>	<b>972,147</b>	<b>972,147</b>
<b>R6</b>	<b>Rev.-Miscellaneous</b>						
558-000-45020	Rev From Rented Prop	10,150	8,800	9,600	9,600	9,600	9,600
558-000-48100	Interest On Investment	1,184	1,964	1,000	1,300	1,300	1,300
558-000-48140	Miscellaneous Revenue	8,053	7,560	5,000	4,500	4,500	4,500
	<b>Rev.-Miscellaneous Totals:</b>	<b>19,387</b>	<b>18,324</b>	<b>15,600</b>	<b>15,400</b>	<b>15,400</b>	<b>15,400</b>
<b>R7</b>	<b>Rev.-Transfers In</b>						
558-000-49000	Trans In Sal/Ben funding-100/815	10,988	11,242	12,007	12,642	12,642	12,642
558-000-49010	From General Fund	-	-	-	45,000	45,000	45,000
	<b>Rev.-Transfers In Totals:</b>	<b>10,988</b>	<b>11,242</b>	<b>12,007</b>	<b>57,642</b>	<b>57,642</b>	<b>57,642</b>
<b>R8</b>	<b>Rev.-Other Sources</b>						
558-000-49901	Beginning Balance	137,251	170,675	95,000	55,000	55,000	55,000
	<b>Rev.-Other Sources Totals:</b>	<b>137,251</b>	<b>170,675</b>	<b>95,000</b>	<b>55,000</b>	<b>55,000</b>	<b>55,000</b>
<b>REVENUES TOTALS:</b>		<b>1,067,536</b>	<b>1,122,849</b>	<b>1,063,807</b>	<b>1,101,189</b>	<b>1,101,189</b>	<b>1,101,189</b>

## City of Lebanon, OR

### Budget Report FY 2017-18

Account	Description	2015 Actual	2016 Actual	2017 Budget	2018 Proposed	2018 Approved	2018 Adopted
<b>558</b>	<b>STREET MAINTENANCE</b>						
<b>E1</b>	<b>Exp.-Personnel Services</b>						
558-558-50001	Salaries	170,749	177,362	182,192	188,313	188,313	188,313
558-558-50600	Overtime	633	687	4,400	4,400	4,400	4,400
558-558-51000	Fringe Benefits - Budget	99	64	133,151	148,415	148,415	148,415
558-558-51005	Taxes - Federal	12,940	13,529	-	-	-	-
558-558-51010	Taxes - State	48	44	-	-	-	-
558-558-51015	PERS	26,981	30,548	-	-	-	-
558-558-51020	Workers Compensation	15,603	16,028	-	-	-	-
558-558-51023	Unemployment	2,679	-	-	-	-	-
558-558-51025	Insurance - Health	42,428	45,598	-	-	-	-
558-558-51030	Insurance - HRA/PSA	10,257	16,913	-	-	-	-
558-558-51036	Insurance - Life/LTD	297	297	-	-	-	-
558-558-51040	Insurance - Disability	685	696	-	-	-	-
	<b>Exp.-Personnel Services Totals:</b>	<b>283,399</b>	<b>301,766</b>	<b>319,743</b>	<b>341,128</b>	<b>341,128</b>	<b>341,128</b>
<b>E2</b>	<b>Exp.-Materials &amp; Services</b>						
558-558-61010	Advertising	-	(26,000)	500	-	-	-
558-558-61122	Communication (Maint)	657	84	1,500	700	700	700
558-558-61124	Computer Expense	-	5	500	-	-	-
558-558-61134	Contract Serv (Maint)	21,261	64,966	50,000	50,000	50,000	50,000
558-558-61241	Dept/Operating Expense	-	89	-	-	-	-
558-558-61242	Operating Exp (Maint)	32,644	44,874	45,000	35,000	35,000	35,000
558-558-61252	Op Supplies (Maint)	874	171	1,500	1,500	1,500	1,500
558-558-61322	Ed & Trng (Maint)	3,291	816	2,500	2,500	2,500	2,500
558-558-61370	Street Lights	129,087	144,013	135,000	135,000	135,000	135,000
558-558-61390	Traffic Signal	34,772	36,178	40,000	40,000	40,000	40,000
558-558-61400	Insurance	38,272	47,625	55,060	50,000	50,000	50,000
558-558-61502	Uniforms (Maint)	2,603	2,458	2,500	2,500	2,500	2,500
558-558-61560	Maint/Bldg (Gen'l)	40	56	-	-	-	-
558-558-61562	Maint/Bldg (Maint)	1,545	3,591	4,000	4,000	4,000	4,000

## City of Lebanon, OR

### Budget Report FY 2017-18

Account	Description	2015 Actual	2016 Actual	2017 Budget	2018 Proposed	2018 Approved	2018 Adopted
558-558-61572	Maint/Eqpt (Maint)	2,860	1,375	3,000	3,000	3,000	3,000
558-558-61582	Maint/Vehicles (Maint)	17,491	26,294	18,500	12,000	12,000	12,000
558-558-61602	Mtgs & Conf (Maint)	24	-	1,500	1,500	1,500	1,500
558-558-61702	Off Supplies (Maint)	-	557	800	800	800	800
558-558-61802	Petroleum (Maint)	24,023	16,664	20,000	15,000	15,000	15,000
558-558-61830	Property Taxes	-	293	-	310	310	310
558-558-61895	Tree Care (Maint)	6,105	637	6,000	6,000	6,000	6,000
558-558-61902	Utilities (Maint)	7,646	11,292	7,500	8,000	8,000	8,000
<b>Exp.-Materials &amp; Services Totals:</b>		<b>323,195</b>	<b>376,038</b>	<b>395,360</b>	<b>367,810</b>	<b>367,810</b>	<b>367,810</b>
<b>E3</b>	<b>Exp.-Capital Outlay</b>						
558-558-72301	Improvements (Eng)	(10,901)	-	-	-	-	-
558-558-72302	Improvements (Maint)	10,767	-	-	-	-	-
<b>Exp.-Capital Outlay Totals:</b>		<b>(134)</b>	<b>-</b>	<b>-</b>	<b>-</b>	<b>-</b>	<b>-</b>
<b>E4</b>	<b>Exp.-Transfers Out</b>						
558-558-90010	To General Fund	6,817	6,816	7,459	7,052	7,052	7,052
558-558-90011	To GF-Sal/Ben	177,891	213,917	226,426	245,535	245,535	245,535
558-558-90025	To GIS-540	-	-	-	-	-	-
558-558-90027	To Info System Service-542	35,299	36,434	22,823	18,353	18,353	18,353
558-558-90028	To Custodial & Bldg Maint-545	2,300	2,508	2,867	2,956	2,956	2,956
558-558-90030	To PERS Bond-320	10,092	10,478	11,096	11,745	11,745	11,745
558-558-90105	To Eqpt Acq & Rep Fund-819	58,000	58,000	65,000	65,000	65,000	65,000
558-558-90184	To Cust/Maint Sal/Ben 545	-	-	-	30,517	30,517	30,517
<b>Exp.-Transfers Out Totals:</b>		<b>290,399</b>	<b>328,153</b>	<b>335,671</b>	<b>381,158</b>	<b>381,158</b>	<b>381,158</b>

## City of Lebanon, OR Budget Report FY 2017-18

Account	Description	2015 Actual	2016 Actual	2017 Budget	2018 Proposed	2018 Approved	2018 Adopted
E5	Exp.-Contingencies						
558-558-80005	Operating Contingency	-	-	13,033	11,093	11,093	11,093
	<b>Exp.-Contingencies Totals:</b>	-	-	<b>13,033</b>	<b>11,093</b>	<b>11,093</b>	<b>11,093</b>
	<b>EXPENDITURES TOTALS:</b>	<b>896,859</b>	<b>1,005,957</b>	<b>1,063,807</b>	<b>1,101,189</b>	<b>1,101,189</b>	<b>1,101,189</b>
	<b>FUND REVENUES</b>	<b>1,067,536</b>	<b>1,122,849</b>	<b>1,063,807</b>	<b>1,101,189</b>	<b>1,101,189</b>	<b>1,101,189</b>
	<b>FUND EXPENSES</b>	<b>896,859</b>	<b>1,005,957</b>	<b>1,063,807</b>	<b>1,101,189</b>	<b>1,101,189</b>	<b>1,101,189</b>
	<b>STREET MAINTENANCE Totals:</b>	<b>170,677</b>	<b>116,892</b>	-	-	-	-



**Copies of this report can be found at: [www.ci.lebanon.or.us](http://www.ci.lebanon.or.us)**

# **Special Revenue Fund**

## **Police Department-Equitable Sharing Fund-562**

### **Purpose**

This is a fund established as a clearinghouse used to track funds received through the US Marshalls' office resulting from confiscations during drug enforcement operations.

### **FY2017-2018 Objective**

The objective of the Police Department Equitable Sharing Fund is primarily to purchase equipment and supplies to support drug enforcement operations.

### **FY2017-2018 Staffing**

No staff is allocated to this fund.



## City of Lebanon, OR Budget Report FY 2017-18

Account	Description	2015 Actual	2016 Actual	2017 Budget	2018 Proposed	2018 Approved	2018 Adopted
<b>562</b>	<b>EQUITABLE SHARING (US Marshals)</b>						
<b>R6</b>	<b>Rev.-Miscellaneous</b>						
562-000-48100	Interest On Investment	-	20	-	-	-	-
562-000-48140	Miscellaneous Revenue	-	2,620	-	-	-	-
	<b>Rev.-Miscellaneous Totals:</b>	-	<b>2,640</b>	-	-	-	-
<b>R7</b>	<b>Rev.-Transfers In</b>						
562-000-49010	From General Fund	-	5,432	-	-	-	-
	<b>Rev.-Transfers In Totals:</b>	-	<b>5,432</b>	-	-	-	-
<b>R8</b>	<b>Rev.-Other Sources</b>						
562-000-49901	Beginning Balance	-	-	2,620	3,590	3,590	3,590
	<b>Rev.-Other Sources Totals:</b>	-	-	<b>2,620</b>	<b>3,590</b>	<b>3,590</b>	<b>3,590</b>
	<b>REVENUES TOTALS:</b>	-	<b>8,072</b>	<b>2,620</b>	<b>3,590</b>	<b>3,590</b>	<b>3,590</b>
<b>562</b>	<b>EQUITABLE SHARING (US Marshals)</b>						
<b>E2</b>	<b>Exp.-Materials &amp; Services</b>						
562-562-61240	Dept/Operating Expense	-	4,525	2,620	3,590	3,590	3,590
	<b>Exp.-Materials &amp; Services Totals:</b>	-	<b>4,525</b>	<b>2,620</b>	<b>3,590</b>	<b>3,590</b>	<b>3,590</b>
	<b>EXPENDITURES TOTALS:</b>	-	<b>4,525</b>	<b>2,620</b>	<b>3,590</b>	<b>3,590</b>	<b>3,590</b>
	<b>FUND REVENUES</b>	-	<b>8,072</b>	<b>2,620</b>	<b>3,590</b>	<b>3,590</b>	<b>3,590</b>
	<b>FUND EXPENSES</b>	-	<b>4,525</b>	<b>2,620</b>	<b>3,590</b>	<b>3,590</b>	<b>3,590</b>
	<b>EQUITABLE SHARING Totals:</b>	-	<b>3,547</b>	-	-	-	-



**Copies of this report can be found at: [www.ci.lebanon.or.us](http://www.ci.lebanon.or.us)**

# **Special Revenue Fund**

## **Police Department-School Resource Officer-564**

### **Purpose**

While school is in session, the SRO position is staffed by an experienced, full-time police officer Monday through Friday. When school is not in session, the officer works normal patrol functions. This equals out to three-quarters' time within the school, with the remainder spent on normal patrol functions. This position is responsible for the entire school district, not just limited to one or two schools.

### **FY2017-2018 Objective**

The objective of the Police Department School Resource Officer is to provide budgetary authority to administer the law enforcement and police service needs for the local schools and allow the SRO to assist with counseling, education and prevention. He also investigates criminal activity occurring on the high school and middle school campuses, as well as incidents directly related to the school or its student body.

### **FY2017-2018 Staffing**

This position is supported by a total of 1.0 FTE. The amounts budgeted in Personal Services reflect this total. The Lebanon School District approved and signed an intergovernmental agreement and has agreed to pay for three-quarters (75%) of the wages and benefits for the full-time officer; the City of Lebanon will pay the remainder of wages (25%).

## City of Lebanon, OR Budget Report FY 2017-18

Account	Description	2015 Actual	2016 Actual	2017 Budget	2018 Proposed	2018 Approved	2018 Adopted
<b>564</b>	<b>SCHOOL RESOURCE OFFICER</b>						
<b>R4</b>	<b>Rev.-Intergovernmental</b>						
564-000-41060	From Leb Sch Dist	52,771	78,926	80,875	89,255	89,255	89,255
	<b>Rev.-Intergovernmental Totals:</b>	<b>52,771</b>	<b>78,926</b>	<b>80,875</b>	<b>89,255</b>	<b>89,255</b>	<b>89,255</b>
<b>R6</b>	<b>Rev.-Miscellaneous</b>						
564-000-48100	Interest On Investment	85	49	-	-	-	-
	<b>Rev.-Miscellaneous Totals:</b>	<b>85</b>	<b>49</b>	<b>-</b>	<b>-</b>	<b>-</b>	<b>-</b>
<b>R7</b>	<b>Rev.-Transfers In</b>						
564-000-49010	From General Fund	-	-	-	-	-	-
	<b>Rev.-Transfers In Totals:</b>	<b>-</b>	<b>-</b>	<b>-</b>	<b>-</b>	<b>-</b>	<b>-</b>
<b>R8</b>	<b>Rev.-Other Sources</b>						
564-000-49901	Beginning Balance	5,282	6,511	5,000	5,800	5,800	5,800
	<b>Rev.-Other Sources Totals:</b>	<b>5,282</b>	<b>6,511</b>	<b>5,000</b>	<b>5,800</b>	<b>5,800</b>	<b>5,800</b>
<b>REVENUES TOTALS:</b>		<b>58,138</b>	<b>85,486</b>	<b>85,875</b>	<b>95,055</b>	<b>95,055</b>	<b>95,055</b>
<b>564</b>	<b>SCHOOL RESOURCE OFFICER</b>						
<b>E1</b>	<b>Exp.-Personnel Services</b>						
564-564-50001	Salaries	49,707	-	-	-	-	-
564-564-50003	Fringe Benefits	4	-	-	-	-	-
564-564-51000	Fringe Benefits - Budget	13	-	-	-	-	-
564-564-51005	Taxes - Federal	863	-	-	-	-	-
564-564-51010	Taxes - State	4	-	-	-	-	-
564-564-51015	PERS	-	-	-	-	-	-
564-564-51020	Workers Compensation	505	-	-	-	-	-
564-564-51035	Insurance - Life	4	-	-	-	-	-
	<b>Exp.-Personnel Services Totals:</b>	<b>51,100</b>	<b>-</b>	<b>-</b>	<b>-</b>	<b>-</b>	<b>-</b>

## City of Lebanon, OR Budget Report FY 2017-18

Account	Description	2015 Actual	2016 Actual	2017 Budget	2018 Proposed	2018 Approved	2018 Adopted
<b>E2</b>	<b>Exp.-Materials &amp; Services</b>						
564-564-61240	Dept/Operating Expense	-	-	1,000	-	-	-
564-564-61320	Education & Training	422	-	-	-	-	-
564-564-61500	Uniform-Buy & Clean	106	-	-	-	-	-
	<b>Exp.-Materials &amp; Services Totals:</b>	<b>528</b>	<b>-</b>	<b>1,000</b>	<b>-</b>	<b>-</b>	<b>-</b>
<b>E4</b>	<b>Exp.-Transfers Out</b>						
564-564-90011	To GF-Sal/Ben	-	80,145	80,539	89,255	89,255	89,255
	<b>Exp.-Transfers Out Totals:</b>	<b>-</b>	<b>80,145</b>	<b>80,539</b>	<b>89,255</b>	<b>89,255</b>	<b>89,255</b>
<b>E5</b>	<b>Exp.-Contingencies</b>						
564-564-80005	Operating Contingency	-	-	4,336	5,800	5,800	5,800
	<b>Exp.-Contingencies Totals:</b>	<b>-</b>	<b>-</b>	<b>4,336</b>	<b>5,800</b>	<b>5,800</b>	<b>5,800</b>
<b>EXPENDITURES TOTALS:</b>		<b>51,628</b>	<b>80,145</b>	<b>85,875</b>	<b>95,055</b>	<b>95,055</b>	<b>95,055</b>
<b>FUND REVENUES</b>		<b>58,138</b>	<b>85,486</b>	<b>85,875</b>	<b>95,055</b>	<b>95,055</b>	<b>95,055</b>
<b>FUND EXPENSES</b>		<b>51,628</b>	<b>80,145</b>	<b>85,875</b>	<b>95,055</b>	<b>95,055</b>	<b>95,055</b>
<b>SCHOOL RESOURCE OFFICER Totals:</b>		<b>6,510</b>	<b>5,341</b>	<b>-</b>	<b>-</b>	<b>-</b>	<b>-</b>

# **Special Revenue Fund Dial-a-Bus-569**

## **Purpose**

The Lebanon Dial-a-Bus Program is a curb-to-curb transportation service within the Lebanon City area and is open to seniors, people with disabilities and the general public. Riders currently use the bus from 7:00 a.m. to 4:30 p.m., five days a week, for medical appointments, shopping, education, employment, volunteer opportunities, social services, conducting personal business, socializing and recreational activities.

The Transportation program receives support from various federal, state and local grants and contracts that vary year to year. The City provides match for our largest transportation grant through a cash contribution (Fund 190) for management and oversight of the Dial-a-Bus program. This program also generates approximately \$16,000 from the fare box each fiscal year.

## **FY2017-2018 Objective**

The objective of the Dial-a-Bus Program is to provide budgetary authority to administer the fund and the transportation services it provides. We are currently going through a process with Oregon Department of Transportation and their consultants to create a Transit Development Plan (TDP). The TDP will include a new service design element, likely a deviated fixed-route to enhance the transportation service to reach more riders in the Lebanon community.

## **FY2017-2018 Staffing**

The Dial-a-Bus is supported by a cumulative total of 3.343 FTE. The amounts budgeted in Personal Services in Fund 569 reflect this total. Management and oversight of the Dial-a-Bus are reflected in the Senior Services Fund 190.

## City of Lebanon, OR Budget Report FY 2017-18

Account	Description	2015 Actual	2016 Actual	2017 Budget	2018 Proposed	2018 Approved	2018 Adopted
<b>569</b>	<b>DIAL-A-BUS</b>						
<b>R4</b>	<b>Rev.-Intergovernmental</b>						
569-000-41020	Federal Grant Funds	107,329	117,894	105,000	100,219	100,219	100,219
569-000-41025	Fed Grant Funds Title XIX	20,575	33,820	26,000	33,752	33,752	33,752
569-000-41030	Title XIX Match Reimb	4,887	444	1,800	850	850	850
569-000-41049	ODOT Discr Grant Fds	6,864	7,343	18,200	43,500	43,500	43,500
569-000-41050	State Grant Funds	42,568	77,426	141,300	57,847	57,847	57,847
	<b>Rev.-Intergovernmental Totals:</b>	<b>182,223</b>	<b>236,927</b>	<b>292,300</b>	<b>236,168</b>	<b>236,168</b>	<b>236,168</b>
<b>R6</b>	<b>Rev.-Miscellaneous</b>						
569-000-45040	B.E.T.C.	-	16,681	24,000	-	-	-
569-000-46032	DAB Donations	16,753	16,220	16,000	19,000	19,000	19,000
569-000-48100	Interest On Investment	26	21	-	-	-	-
569-000-48130	IGA Contract Revenue	-	9,289	10,000	12,000	12,000	12,000
569-000-48140	Miscellaneous Revenue	1,472	782	1,000	1,500	1,500	1,500
	<b>Rev.-Miscellaneous Totals:</b>	<b>18,251</b>	<b>42,993</b>	<b>51,000</b>	<b>32,500</b>	<b>32,500</b>	<b>32,500</b>
<b>R8</b>	<b>Rev.-Other Sources</b>						
569-000-49901	Beginning Balance	39,119	573	15,000	35,000	35,000	35,000
	<b>Rev.-Other Sources Totals:</b>	<b>39,119</b>	<b>573</b>	<b>15,000</b>	<b>35,000</b>	<b>35,000</b>	<b>35,000</b>
<b>REVENUES TOTALS:</b>		<b>239,593</b>	<b>280,493</b>	<b>358,300</b>	<b>303,668</b>	<b>303,668</b>	<b>303,668</b>
<b>569</b>	<b>DIAL-A-BUS</b>						
<b>E1</b>	<b>Exp.-Personnel Services</b>						
569-569-50001	Salaries	76,104	73,176	75,799	78,118	78,118	78,118
569-569-50003	Fringe Benefits	20	-	-	-	-	-
569-569-50005	Part Time	38,343	38,516	50,017	51,196	51,196	51,196
569-569-50600	Overtime	745	457	1,500	1,500	1,500	1,500
569-569-50700	Cash In Comp	-	-	-	-	-	-
569-569-51000	Fringe Benefits - Budget	61	40	70,153	63,646	63,646	63,646

## City of Lebanon, OR

### Budget Report FY 2017-18

Account	Description	2015 Actual	2016 Actual	2017 Budget	2018 Proposed	2018 Approved	2018 Adopted
569-569-51005	Taxes - Federal	8,683	8,423	-	-	-	-
569-569-51010	Taxes - State	54	51	-	-	-	-
569-569-51015	PERS	13,531	13,956	-	-	-	-
569-569-51020	Workers Compensation	2,518	2,464	-	-	-	-
569-569-51023	Unemployment	976	-	-	-	-	-
569-569-51025	Insurance - Health	22,276	15,343	-	-	-	-
569-569-51030	Insurance - HRA/PSA	5,879	9,457	-	-	-	-
569-569-51036	Insurance - Life/LTD	198	198	-	-	-	-
569-569-51040	Insurance - Disability	327	316	-	-	-	-
<b>Exp.-Personnel Services Totals:</b>		<b>169,715</b>	<b>162,397</b>	<b>197,469</b>	<b>194,460</b>	<b>194,460</b>	<b>194,460</b>
<b>E2</b>	<b>Exp.-Materials &amp; Services</b>						
569-569-61010	Advertising	-	-	-	-	-	-
569-569-61130	Contract Services	-	-	-	12,000	12,000	12,000
569-569-61240	Dept/Operating Expense	3,731	4,278	4,500	7,000	7,000	7,000
569-569-61250	Dept/Op Supplies	132	642	400	1,000	1,000	1,000
569-569-61320	Education & Training	289	684	600	600	600	600
569-569-61401	Unemploy Ins	-	-	-	-	-	-
569-569-61560	Maint/Bldg (Gen'l)	5,028	5,103	6,000	6,000	6,000	6,000
569-569-61580	Maint/Vehicles	11,181	8,992	7,000	8,500	8,500	8,500
569-569-61800	Petroleum	15,119	11,293	20,000	20,000	20,000	20,000
569-569-61889	Title XIX Match Exp.	-	444	500	850	850	850
<b>Exp.-Materials &amp; Services Totals:</b>		<b>35,480</b>	<b>31,436</b>	<b>39,000</b>	<b>55,950</b>	<b>55,950</b>	<b>55,950</b>
<b>E3</b>	<b>Exp.-Capital Outlay</b>						
569-569-72600	Other Eqpt.	-	16,545	-	-	-	-
569-569-72800	Vehicles	-	-	78,000	-	-	-
<b>Exp.-Capital Outlay Totals:</b>		<b>-</b>	<b>16,545</b>	<b>78,000</b>	<b>-</b>	<b>-</b>	<b>-</b>



## City of Lebanon, OR Budget Report FY 2017-18

Account	Description	2015 Actual	2016 Actual	2017 Budget	2018 Proposed	2018 Approved	2018 Adopted
<b>E4</b>	<b>Exp.-Transfers Out</b>						
569-569-90010	To General Fund	1,091	1,112	1,132	1,198	1,198	1,198
569-569-90011	To GF-Sal/Ben	20,637	8,220	8,189	8,621	8,621	8,621
569-569-90027	To Info System Service-542	5,349	5,382	3,773	3,855	3,855	3,855
569-569-90028	To Custodial & Bldg Maint-545	2,541	2,717	3,125	2,704	2,704	2,704
569-569-90030	To PERS Bond-320	4,208	3,859	4,178	3,865	3,865	3,865
	<b>Exp.-Transfers Out Totals:</b>	<b>33,826</b>	<b>21,290</b>	<b>20,397</b>	<b>20,243</b>	<b>20,243</b>	<b>20,243</b>
<b>E5</b>	<b>Exp.-Contingencies</b>				-	-	-
569-569-80005	Operating Contingency	-	-	23,434	33,015	33,015	33,015
	<b>Exp.-Contingencies Totals:</b>	<b>-</b>	<b>-</b>	<b>23,434</b>	<b>33,015</b>	<b>33,015</b>	<b>33,015</b>
<b>EXPENDITURES TOTALS:</b>		<b>239,021</b>	<b>231,668</b>	<b>358,300</b>	<b>303,668</b>	<b>303,668</b>	<b>303,668</b>
<b>FUND REVENUES</b>		<b>239,593</b>	<b>280,493</b>	<b>358,300</b>	<b>303,668</b>	<b>303,668</b>	<b>303,668</b>
<b>FUND EXPENSES</b>		<b>239,021</b>	<b>231,668</b>	<b>358,300</b>	<b>303,668</b>	<b>303,668</b>	<b>303,668</b>
<b>DIAL-A-BUS Totals:</b>		<b>572</b>	<b>48,825</b>	<b>-</b>	<b>(0)</b>	<b>(0)</b>	<b>(0)</b>



**Copies of this report can be found at: [www.ci.lebanon.or.us](http://www.ci.lebanon.or.us)**

# **Special Revenue Fund Surface Transportation Program (STP)-571**

## **Purpose**

Each year the City is allocated Federal Gas Tax dollars which are distributed by the Oregon Department of Transportation. The purpose of the STP Fund is to perform capital maintenance activities on streets within the City. Each year the City allocates funds to specific reconstruction or overlay projects. The average dollar amount received each year is \$160,000. For most projects several years' worth of funds are saved in order to achieve project objectives.

## **FY2017-2018 Objective**

This year's funds will be held in reserve and used on the proposed Russell Drive Street Project scheduled for 2017.

## **FY2017-2018 Staffing**

Due to very limited funds, no Staff is allocated to this fund.

## City of Lebanon, OR Budget Report FY 2017-18

Account	Description	2015 Actual	2016 Actual	2017 Budget	2018 Proposed	2018 Approved	2018 Adopted
<b>571</b>	<b>STP STREET PROJECT</b>						
<b>R4</b>	<b>Rev.-Intergovernmental</b>						
571-000-41020	Federal Grant Funds	-	-	-	-	-	-
571-000-41050	State Grant Funds	219,005	260,863	425,000	575,000	575,000	575,000
	<b>Rev.-Intergovernmental Totals:</b>	<b>219,005</b>	<b>260,863</b>	<b>425,000</b>	<b>575,000</b>	<b>575,000</b>	<b>575,000</b>
<b>R6</b>	<b>Rev.-Miscellaneous</b>						
571-000-48100	Interest On Investment	80	(663)	-	-	-	-
	<b>Rev.-Miscellaneous Totals:</b>	<b>80</b>	<b>(663)</b>	<b>-</b>	<b>-</b>	<b>-</b>	<b>-</b>
<b>R7</b>	<b>Rev.-Transfers In</b>						
571-000-49046	From Streets Fund	-	-	-	-	-	-
571-000-49130	From SDC-Street	-	-	-	-	-	-
	<b>Rev.-Transfers In Totals:</b>	<b>-</b>	<b>-</b>	<b>-</b>	<b>-</b>	<b>-</b>	<b>-</b>
<b>R8</b>	<b>Rev.-Other Sources</b>						
571-000-49901	Beginning Balance	46,035	34,061	45,923	1,916	1,916	1,916
	<b>Rev.-Other Sources Totals:</b>	<b>46,035</b>	<b>34,061</b>	<b>45,923</b>	<b>1,916</b>	<b>1,916</b>	<b>1,916</b>
<b>REVENUES TOTALS:</b>		<b>265,120</b>	<b>294,261</b>	<b>470,923</b>	<b>576,916</b>	<b>576,916</b>	<b>576,916</b>
<b>571</b>	<b>STP STREET PROJECT</b>						
<b>E2</b>	<b>Exp.-Materials &amp; Services</b>						
571-571-61130	Contract Services	-	-	-	-	-	-
571-571-61240	Dept/Operating Expense	-	-	-	-	-	-
571-571-61800	Petroleum	-	-	-	-	-	-
	<b>Exp.-Materials &amp; Services Totals:</b>	<b>-</b>	<b>-</b>	<b>-</b>	<b>-</b>	<b>-</b>	<b>-</b>

## City of Lebanon, OR Budget Report FY 2017-18

Account	Description	2015 Actual	2016 Actual	2017 Budget	2018 Proposed	2018 Approved	2018 Adopted
<b>E3</b>	<b>Exp.-Capital Outlay</b>						
571-571-72301	Improvements (Eng)	231,059	292,344	470,000	575,000	575,000	575,000
	<b>Exp.-Capital Outlay Totals:</b>	<b>231,059</b>	<b>292,344</b>	<b>470,000</b>	<b>575,000</b>	<b>575,000</b>	<b>575,000</b>
<b>E4</b>	<b>Exp.-Transfers Out</b>						
571-571-90105	To Eqpt Acq & Rep Fund	-	-	-	-	-	-
571-571-90120	To Water CIP	-	-	-	-	-	-
	<b>Exp.-Transfers Out Totals:</b>	<b>-</b>	<b>-</b>	<b>-</b>	<b>-</b>	<b>-</b>	<b>-</b>
<b>E5</b>	<b>Exp.-Contingencies</b>						
571-571-80005	Operating Contingency	-	-	923	1,916	1,916	1,916
	<b>Exp.-Contingencies Totals:</b>	<b>-</b>	<b>-</b>	<b>923</b>	<b>1,916</b>	<b>1,916</b>	<b>1,916</b>
<b>EXPENDITURES TOTALS:</b>		<b>231,059</b>	<b>292,344</b>	<b>470,923</b>	<b>576,916</b>	<b>576,916</b>	<b>576,916</b>
<b>FUND REVENUES</b>		<b>265,120</b>	<b>294,261</b>	<b>470,923</b>	<b>576,916</b>	<b>576,916</b>	<b>576,916</b>
<b>FUND EXPENSES</b>		<b>231,059</b>	<b>292,344</b>	<b>470,923</b>	<b>576,916</b>	<b>576,916</b>	<b>576,916</b>
<b>STP STREET PROJECT Totals:</b>		<b>34,061</b>	<b>1,917</b>	<b>-</b>	<b>-</b>	<b>-</b>	<b>-</b>

# **Special Revenue Fund**

## **Boat Ramp Maintenance Assistance Funding-593**

### **Purpose**

The annual Oregon State Marine Board Grant is used for ongoing maintenance of, and minor improvements to, the boating facilities at Gill's Landing and Cheadle Lake. The grant amount is variable and is renewable annually as long as certain Marine Board criteria are satisfied when using these funds.

### **FY2017-2018 Objective**

Very nominal funding limits the ability to assist in financing any significant projects.

### **FY2017-2018 Staffing**

No staff is allocated to this fund.

## City of Lebanon, OR Budget Report FY 2017-18

Account	Description	2015 Actual	2016 Actual	2017 Budget	2018 Proposed	2018 Approved	2018 Adopted
<b>593</b>	<b>BOAT RAMP MAINTENANCE</b>						
<b>R4</b>	<b>Rev.-Intergovernmental</b>						
593-000-41050	State Grant Funds	7,400	7,400	7,400	8,000	8,000	8,000
	<b>Rev.-Intergovernmental Totals:</b>	<b>7,400</b>	<b>7,400</b>	<b>7,400</b>	<b>8,000</b>	<b>8,000</b>	<b>8,000</b>
<b>R6</b>	<b>Rev.-Miscellaneous</b>						
593-000-48100	Interest On Investment	57	55	-	-	-	-
	<b>Rev.-Miscellaneous Totals:</b>	<b>57</b>	<b>55</b>	<b>-</b>	<b>-</b>	<b>-</b>	<b>-</b>
<b>R8</b>	<b>Rev.-Other Sources</b>						
593-000-49901	Beginning Balance	4,400	3,906	600	3,339	3,339	3,339
	<b>Rev.-Other Sources Totals:</b>	<b>4,400</b>	<b>3,906</b>	<b>600</b>	<b>3,339</b>	<b>3,339</b>	<b>3,339</b>
<b>REVENUES TOTALS:</b>		<b>11,857</b>	<b>11,361</b>	<b>8,000</b>	<b>11,339</b>	<b>11,339</b>	<b>11,339</b>
<b>593</b>	<b>GILLS LANDING BOAT RAMP</b>						
<b>E1</b>	<b>Exp.-Personnel Services</b>						
593-593-50001	Salaries	777	777	-	-	-	-
593-593-50003	Fringe Benefits	333	333	777	777	777	777
593-593-50600	Overtime	-	-	333	333	333	333
	<b>Exp.-Personnel Services Totals:</b>	<b>1,110</b>	<b>1,110</b>	<b>1,110</b>	<b>1,110</b>	<b>1,110</b>	<b>1,110</b>
<b>E2</b>	<b>Exp.-Materials &amp; Services</b>						
593-593-61130	Contract Services	-	-	-	-	-	-
593-593-61240	Dept/Operating Expense-Gills	2,542	1,693	3,145	2,800	2,800	2,800
593-593-61242	Dept/Operating Expense-Cheadle Ramp	4,299	5,244	3,145	2,800	2,800	2,800
593-593-61401	Unemploy Ins	-	-	-	-	-	-
593-593-61902	Utilities (Maint)	-	-	-	-	-	-
	<b>Exp.-Materials &amp; Services Totals:</b>	<b>6,841</b>	<b>6,937</b>	<b>6,290</b>	<b>5,600</b>	<b>5,600</b>	<b>5,600</b>

## City of Lebanon, OR Budget Report FY 2017-18

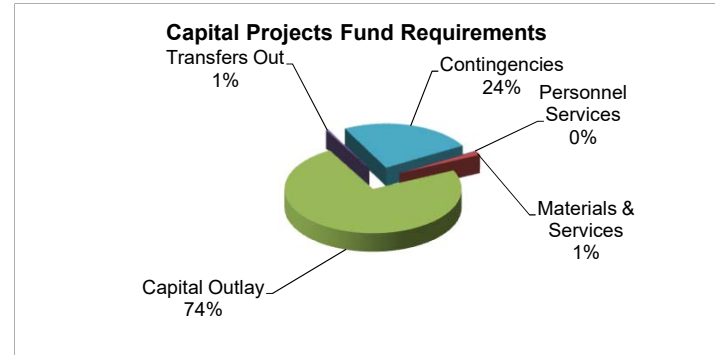
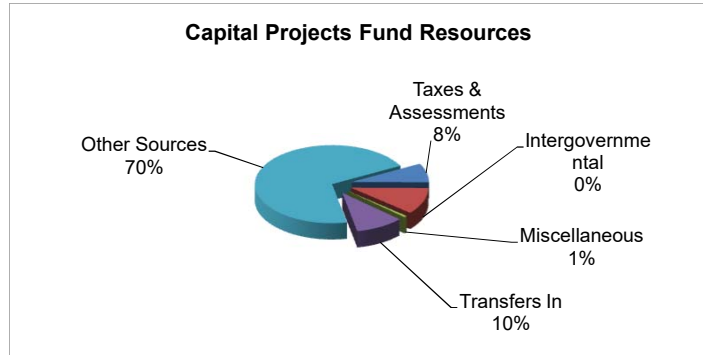
Account	Description	2015 Actual	2016 Actual	2017 Budget	2018 Proposed	2018 Approved	2018 Adopted
<b>E3</b>	<b>Exp.-Capital Outlay</b>						
593-593-72300	Improvements	-	-	400	4,629	4,629	4,629
	<b>Exp.-Capital Outlay Totals:</b>	-	-	400	4,629	4,629	4,629
<b>E4</b>	<b>Exp.-Transfers Out</b>						
593-593-90045	To Streets Fund	-	-	-	-	-	-
	<b>Exp.-Transfers Out Totals:</b>	-	-	-	-	-	-
<b>E5</b>	<b>Exp.-Contingencies</b>						
593-593-80005	Operating Contingency	-	-	200	-	-	-
	<b>Exp.-Contingencies Totals:</b>	-	-	200	-	-	-
<b>EXPENDITURES TOTALS:</b>		<b>7,951</b>	<b>8,047</b>	<b>8,000</b>	<b>11,339</b>	<b>11,339</b>	<b>11,339</b>
<b>FUND REVENUES</b>		<b>11,857</b>	<b>11,361</b>	<b>8,000</b>	<b>11,339</b>	<b>11,339</b>	<b>11,339</b>
<b>FUND EXPENSES</b>		<b>7,951</b>	<b>8,047</b>	<b>8,000</b>	<b>11,339</b>	<b>11,339</b>	<b>11,339</b>
<b>GILLS LANDING BOAT RAMP Totals:</b>		<b>3,906</b>	<b>3,314</b>	<b>-</b>	<b>-</b>	<b>-</b>	<b>-</b>



**CAPITAL PROJECTS FUND**  
**Adopted for the Fiscal Year 2017-18**

<b>RESOURCES</b>	
Taxes & Assessments	\$ 933,700
Intergovernmental	1,299,000
Miscellaneous	79,535
Transfers In	1,193,256
Other Sources	8,304,872
Internal Charges	-
<b>Total Resources</b>	<b>\$ 11,810,363</b>

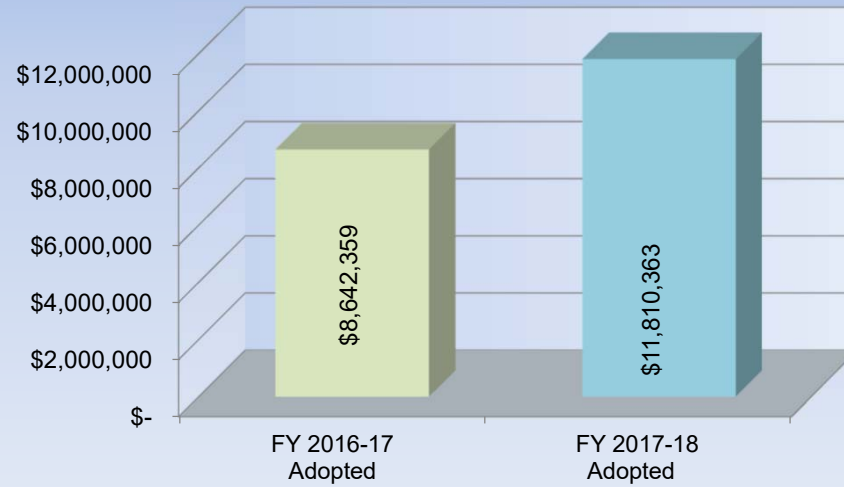
<b>REQUIREMENTS</b>	
Personnel Services	\$ -
Materials & Services	169,394
Capital Outlay	8,708,657
Transfers Out	54,596
Contingencies	2,877,716
Unappropriated	-
<b>Total Requirements</b>	<b>\$ 11,810,363</b>



**Adopted Requirements by Department and Type**

Dept-Activity	Personal Services	Materials & Services	Capital Outlay	Interfund Transfers	Contingency Fund	Debt Service	Unapprop	Adopted Budget	Percent of Fund Budget
815-State Highway Signal Maint	-	20,658	-	12,642	-	-	-	<b>33,300</b>	0.28%
820-Equipment Acq. & Replacen	-	-	229,250	-	1,555,012	-	-	<b>1,784,262</b>	15.11%
825-Pioneer Cemetary	-	-	9,424	-	60	-	-	<b>9,484</b>	0.08%
829-Police Trust	-	5,066	-	-	16,684	-	-	<b>21,750</b>	0.18%
830-Library Trust	-	99,000	-	-	107,800	-	-	<b>206,800</b>	1.75%
833-Library Trust (Harriman)	-	20,000	-	-	-	-	-	<b>20,000</b>	0.17%
835-Senior Services Trust	-	13,500	10,000	-	131,650	-	-	<b>155,150</b>	1.31%
838-Library Trust (Snedaker)	-	10,000	-	-	13,150	-	-	<b>23,150</b>	0.20%
840-Streets Cap Proj	-	1,170	1,305,000	-	310,000	-	-	<b>1,616,170</b>	13.68%
845-Infra Deferral	-	-	56,924	-	-	-	-	<b>56,924</b>	0.48%
852-Drainage SDC	-	-	120,000	8,391	63,510	-	-	<b>191,901</b>	1.62%
853-Drainage SDC Reimb	-	-	6,000	-	5,050	-	-	<b>11,050</b>	0.09%
862-Parks SDC	-	-	987,709	8,391	222,772	-	-	<b>1,218,872</b>	10.32%
863-Parks SDC Reimb	-	-	-	-	150	-	-	<b>150</b>	0.00%
872-Sewer SDC	-	-	1,750,000	8,391	101,557	-	-	<b>1,859,948</b>	15.75%
873-Sewer SDC Reimb	-	-	400,000	-	63,120	-	-	<b>463,120</b>	3.92%
882-Streets SDC	-	-	2,600,000	8,391	170,153	-	-	<b>2,778,544</b>	23.53%
883-Streets SDC Reimb	-	-	100,000	-	49,161	-	-	<b>149,161</b>	1.26%
892-Water SDC	-	-	1,107,350	8,390	66,659	-	-	<b>1,182,399</b>	10.01%
893-Water SDC Reimb	-	-	27,000	-	1,228	-	-	<b>28,228</b>	0.24%
<b>Fund Totals</b>	<b>\$ -</b>	<b>\$ 169,394</b>	<b>\$ 8,708,657</b>	<b>\$ 54,596</b>	<b>\$ 2,877,716</b>	<b>\$ -</b>	<b>\$ -</b>	<b>\$ 11,810,363</b>	<b>99.98%</b>
<b>Percent of Capital Projects Fund</b>	<b>0.00%</b>	<b>1.43%</b>	<b>73.74%</b>	<b>0.46%</b>	<b>24.37%</b>	<b>0.00%</b>	<b>0.00%</b>	<b>100.00%</b>	

### Capital Project Funds Budget Comparison



#### FY 2017-18 Adopted

Personnel Services	\$	-	Transfers Out	\$	54,596
Materials & Services	\$	169,394	Contingencies	\$	2,877,716
Capital Outlay	\$	8,708,657	Other Financing Uses	\$	-
Debt Service	\$	-	Unappropriated	\$	-

#### FY 2016-17 Adopted

Personnel Services	\$	-	Transfers Out	\$	289,002
Materials & Services	\$	159,675	Contingencies	\$	2,284,003
Capital Outlay	\$	5,909,679	Other Financing Uses	\$	-
Debt Service	\$	-	Unappropriated	\$	-



**Copies of this report can be found at: [www.ci.lebanon.or.us](http://www.ci.lebanon.or.us)**

# **Capital Projects Fund State Highway Signal Maintenance-815**

## **Purpose**

This fund holds reserves for 10 Years of traffic signal maintenance. With the construction of the Super Wal-Mart store a traffic signal was required. The City entered into a 10-year Inter-Governmental Agreement with ODOT for maintenance projects that arise beyond the City's manpower or experience. Operating expense is used for in-house repairs and maintenance.

## **FY2017-2018 Objective**

Very nominal funding limits the ability to assist in financing any significant projects.

## **FY2017-2018 Staffing**

No staff is allocated to this fund.

## City of Lebanon, OR

### Budget Report FY 2017-18

Account	Description	2015 Actual	2016 Actual	2017 Budget	2018 Proposed	2018 Approved	2018 Adopted
<b>815</b>	<b>STATE HWY SIGNAL MAINT</b>						
<b>R6</b>	<b>Rev.-Miscellaneous</b>						
815-000-48100	Interest On Investment	447	543	250	300	300	300
815-000-48160	Weldwood Drive Signal	-	-	750	-	-	-
	<b>Rev.-Miscellaneous Totals:</b>	<b>447</b>	<b>543</b>	<b>1,000</b>	<b>300</b>	<b>300</b>	<b>300</b>
<b>R8</b>	<b>Rev.-Other Sources</b>						
815-000-49901	Beginning Balance	66,447	55,907	40,000	33,000	33,000	33,000
	<b>Rev.-Other Sources Totals:</b>	<b>66,447</b>	<b>55,907</b>	<b>40,000</b>	<b>33,000</b>	<b>33,000</b>	<b>33,000</b>
<b>REVENUES TOTALS:</b>		<b>66,894</b>	<b>56,450</b>	<b>41,000</b>	<b>33,300</b>	<b>33,300</b>	<b>33,300</b>
<b>815</b>	<b>STATE HWY SIGNAL MAINT</b>						
<b>E2</b>	<b>Exp.-Materials &amp; Services</b>						
815-815-61134	Contract Serv (Maint)	-	-	-	20,658	20,658	20,658
815-815-61242	Operating Exp (Maint)	-	-	-	-	-	-
	<b>Exp.-Materials &amp; Services Totals:</b>	<b>-</b>	<b>-</b>	<b>-</b>	<b>20,658</b>	<b>20,658</b>	<b>20,658</b>
<b>E4</b>	<b>Exp.-Transfers Out</b>						
815-815-90183	To Street Sal/Ben	10,988	11,242	12,007	12,642	12,642	12,642
	<b>Exp.-Transfers Out Totals:</b>	<b>10,988</b>	<b>11,242</b>	<b>12,007</b>	<b>12,642</b>	<b>12,642</b>	<b>12,642</b>
<b>E5</b>	<b>Exp.-Contingencies</b>						
815-815-80005	Operating Contingency	-	-	28,993	-	-	-
	<b>Exp.-Contingencies Totals:</b>	<b>-</b>	<b>-</b>	<b>28,993</b>	<b>-</b>	<b>-</b>	<b>-</b>
<b>EXPENDITURES TOTALS:</b>		<b>10,988</b>	<b>11,242</b>	<b>41,000</b>	<b>33,300</b>	<b>33,300</b>	<b>33,300</b>
<b>FUND REVENUES</b>		<b>66,894</b>	<b>56,450</b>	<b>41,000</b>	<b>33,300</b>	<b>33,300</b>	<b>33,300</b>
<b>FUND EXPENSES</b>		<b>10,988</b>	<b>11,242</b>	<b>41,000</b>	<b>33,300</b>	<b>33,300</b>	<b>33,300</b>
<b>STATE HWY SIGNAL MAINT Totals:</b>		<b>55,906</b>	<b>45,208</b>	<b>-</b>	<b>-</b>	<b>-</b>	<b>-</b>

# **Capital Projects Fund**

## **Equipment Acquisition and Replacement 820**

### **Purpose**

The Equipment acquisition and replacement fund allows for reserves to accumulate over the useful life of a piece of equipment, this distributes the cost of replacements evenly over many years.

Reserved funds have been placed in this fund for the following purposes:

- Scheduled and emergency equipment replacement for Maintenance
- Scheduled and emergency facilities replacement for the Maintenance-Parks Division
- Scheduled and emergency replacement for the IT department
- Scheduled and emergency equipment replacement for the Library
- Scheduled and emergency equipment replacement for Police
- Scheduled and emergency replacement for the Senior Center
- Scheduled and emergency equipment replacement for the Water Treatment Plant
- Scheduled and emergency equipment replacement for the Wastewater Treatment Plant
- Scheduled vehicles and other rolling stock for all departments

### **FY2017-2018 Objective**

The objective of the Equipment acquisition and replacement fund is to provide budgetary authority for scheduled and emergency equipment replacements.

### **FY2017-2018 Staffing**

No staff is allocated to this fund.

## City of Lebanon, OR Budget Report FY 2017-18

Account	Description	2015 Actual	2016 Actual	2017 Budget	2018 Proposed	2018 Approved	2018 Adopted
<b>820</b>	<b>EQUIPMENT ACQ. &amp; REPLACEMENT</b>						
<b>R6</b>	<b>Rev.-Miscellaneous</b>						
820-000-41055	Interfd Loan Int	-	-	-	-	-	-
820-000-45010	Rev From Sale Of Prop	-	11,000	-	-	-	-
820-000-48100	Interest On Investment	7,559	13,515	7,000	10,000	10,000	10,000
820-000-48140	Miscellaneous Revenue	7,500	5,000	-	-	-	-
	<b>Rev.-Miscellaneous Totals:</b>	<b>15,059</b>	<b>29,515</b>	<b>7,000</b>	<b>10,000</b>	<b>10,000</b>	<b>10,000</b>
<b>R7</b>	<b>Rev.-Transfers In</b>						
820-000-49010	From General Fund	47,400	165,000	193,630	127,000	127,000	127,000
820-000-49022	From Water Fund-430	52,000	112,000	130,000	112,000	112,000	112,000
820-000-49025	From W Water Fund-470	62,000	90,000	90,000	90,000	90,000	90,000
820-000-49029	From Dial-A-Bus	-	-	-	-	-	-
820-000-49033	From Eng Dev Review-555	-	-	-	-	-	-
820-000-49038	From Info Tech-542	65,000	55,000	55,000	69,250	69,250	69,250
820-000-49046	From Streets Fund-558	58,000	58,000	65,000	65,000	65,000	65,000
820-000-49047	From Storm Drain-450	25,000	35,000	45,000	45,000	45,000	45,000
820-000-49050	From Bldg Inspect	-	-	-	-	-	-
	<b>Rev.-Transfers In Totals:</b>	<b>309,400</b>	<b>515,000</b>	<b>578,630</b>	<b>508,250</b>	<b>508,250</b>	<b>508,250</b>
<b>R8</b>	<b>Rev.-Other Sources</b>						
820-000-49901	Beginning Balance	896,228	939,367	1,084,575	1,266,012	1,266,012	1,266,012
	<b>Rev.-Other Sources Totals:</b>	<b>896,228</b>	<b>939,367</b>	<b>1,084,575</b>	<b>1,266,012</b>	<b>1,266,012</b>	<b>1,266,012</b>
	<b>REVENUES TOTALS:</b>	<b>1,220,687</b>	<b>1,483,882</b>	<b>1,670,205</b>	<b>1,784,262</b>	<b>1,784,262</b>	<b>1,784,262</b>

## City of Lebanon, OR

### Budget Report FY 2017-18

Account	Description	2015 Actual	2016 Actual	2017 Budget	2018 Proposed	2018 Approved	2018 Adopted
<b>820</b>	<b>EQUIPMENT ACQ. &amp; REPLACEMENT</b>						
<b>E3</b>	<b>Exp.-Capital Outlay</b>						
820-820-72050	Land	-	-	-	-	-	-
820-820-72302	Improvements (Maint)	64,558	121,537	-	-	-	-
820-820-72304	Improvements (Parks)	-	73,284	50,000	50,000	50,000	50,000
820-820-72606	Other Eqpt (IT)	19,607	115,455	95,000	74,250	74,250	74,250
820-820-72607	Other Eqpt (Lib)	8,000	-	-	30,000	30,000	30,000
820-820-72608	Other Eqpt (Police)	28,069	22,316	40,000	40,000	40,000	40,000
820-820-72609	Other Eqpt (SC)	36,169	5,080	-	-	-	-
820-820-72802	Vehicles (Maint)	124,917	77,252	175,000	35,000	35,000	35,000
820-820-72803	Improvements (cityhall)	-	3,329	-	-	-	-
820-820-72804	Improvements (cityhall)	-	931	50,000	-	-	-
	<b>Exp.-Capital Outlay Totals:</b>	<b>281,320</b>	<b>419,184</b>	<b>410,000</b>	<b>229,250</b>	<b>229,250</b>	<b>229,250</b>
<b>E4</b>	<b>Exp.-Transfers Out</b>						
820-820-90052	To Storm Drainage	-	-	-	-	-	-
820-820-90150	To SDC-Streets	-	-	-	-	-	-
	<b>Exp.-Transfers Out Totals:</b>	<b>-</b>	<b>-</b>	<b>-</b>	<b>-</b>	<b>-</b>	<b>-</b>



## City of Lebanon, OR

### Budget Report FY 2017-18

Account	Description	2015 Actual	2016 Actual	2017 Budget	2018 Proposed	2018 Approved	2018 Adopted
<b>E5</b>	<b>Exp.-Contingencies</b>						
820-820-80010	Res - Maint-Imp	-	-	123,949	93,661	93,661	93,661
820-820-80011	Res - Eq Rep (St/Fed Surplus)	-	-	7,073	7,178	7,178	7,178
820-820-80012	Res - Eq Rep (Water Plant)	-	-	45,733	147,471	147,471	147,471
820-820-80013	Res - Eq Rep (Wst Wtr Plant)	-	-	51,971	72,877	72,877	72,877
820-820-80014	Res - Eq Rep (Str)	-	-	-	-	-	-
820-820-80015	Res - Eq Rep (Finance)	-	-	8,966	65,306	65,306	65,306
820-820-80016	Res - Eq Rep (Police)	-	-	24,645	23,170	23,170	23,170
820-820-80017	Res - (Senior Center)	-	-	94,789	101,359	101,359	101,359
820-820-80018	Res - Eq Rep (PW/Eng Maint-Eq)	-	-	787,567	921,198	921,198	921,198
820-820-80019	Res - Shop	-	-	18,699	18,979	18,979	18,979
820-820-80020	Res - Parks Structure Replacement	-	-	1,151	28,115	28,115	28,115
820-820-80021	Res - Eq Rep (Library)	-	-	23,440	5,619	5,619	5,619
820-820-80025	Res - Eq Rep (Bldg)	-	-	10,348	10,578	10,578	10,578
820-820-80027	Res - Eq Rep (Env Ops)	-	-	-	-	-	-
820-820-80028	Res - Eq Rep (IT)	-	-	61,874	59,501	59,501	59,501
	<b>Exp.-Contingencies Totals:</b>	-	-	<b>1,260,205</b>	<b>1,555,012</b>	<b>1,555,012</b>	<b>1,555,012</b>
<b>EXPENDITURES TOTALS:</b>		<b>281,320</b>	<b>419,184</b>	<b>1,670,205</b>	<b>1,784,262</b>	<b>1,784,262</b>	<b>1,784,262</b>
<b>FUND REVENUES</b>		<b>1,220,687</b>	<b>1,483,882</b>	<b>1,670,205</b>	<b>1,784,262</b>	<b>1,784,262</b>	<b>1,784,262</b>
<b>FUND EXPENSES</b>		<b>281,320</b>	<b>419,184</b>	<b>1,670,205</b>	<b>1,784,262</b>	<b>1,784,262</b>	<b>1,784,262</b>
<b>EQUIPMENT ACQ. &amp; REPLACEMENT</b>		<b>939,367</b>	<b>1,064,698</b>	-	-	-	-



**Copies of this report can be found at: [www.ci.lebanon.or.us](http://www.ci.lebanon.or.us)**

# **Capital Projects Fund Pioneer Cemetery Restoration Trust-825**

## **Purpose**

The Pioneer Cemetery Restoration Trust provides the budget authority for administration of the Pioneer Cemetery.

The Pioneer Cemetery Restoration Trust is set up to receive revenue from donations in two different forms. The first form is a donation to the perpetual maintenance fund. The donations to this fund will be held indefinitely and only interest earned on the original donation may be spent on maintenance or capital improvement items in Pioneer Cemetery. The donation amounts are reflected in the unappropriated ending fund balance. The second form of donation is a form of trust which may be used immediately in its entirety. Gifts to this trust may be donated to a specific purchase or activity.

## **FY2017-2018 Objective**

The objective of the Pioneer Cemetery Restoration Trust fund is to provide an accounting for donations for maintenance or capital improvement items in Pioneer Cemetery

## **FY2017-2018 Staffing**

No staff is allocated to this fund.

## City of Lebanon, OR Budget Report FY 2017-18

Account	Description	2015 Actual	2016 Actual	2017 Budget	2018 Proposed	2018 Approved	2018 Adopted
<b>825</b>	<b>PIONEER CEMETERY RESTOR TRUST</b>						
<b>R6</b>	<b>Rev.-Miscellaneous</b>						
825-000-48053	Donations	-	-	-	-	-	-
825-000-48100	Interest On Investment	74	113	55	60	60	60
825-000-48140	Miscellaneous Revenue	-	-	-	-	-	-
	<b>Rev.-Miscellaneous Totals:</b>	<b>74</b>	<b>113</b>	<b>55</b>	<b>60</b>	<b>60</b>	<b>60</b>
<b>R7</b>	<b>Rev.-Transfers In</b>						
825-000-49031	From Historic Resource-824	-	80	-	-	-	-
	<b>Rev.-Transfers In Totals:</b>	<b>-</b>	<b>80</b>	<b>-</b>	<b>-</b>	<b>-</b>	<b>-</b>
<b>R8</b>	<b>Rev.-Other Sources</b>						
825-000-49901	Beginning Balance	9,145	9,219	9,350	9,424	9,424	9,424
	<b>Rev.-Other Sources Totals:</b>	<b>9,145</b>	<b>9,219</b>	<b>9,350</b>	<b>9,424</b>	<b>9,424</b>	<b>9,424</b>
<b>REVENUES TOTALS:</b>		<b>9,219</b>	<b>9,412</b>	<b>9,405</b>	<b>9,484</b>	<b>9,484</b>	<b>9,484</b>
<b>825</b>	<b>PIONEER CEMETERY RESTOR TRUST</b>						
<b>E2</b>	<b>Exp.-Materials &amp; Services</b>						
825-825-61240	Dept/Operating Expense	-	-	-	-	-	-
	<b>Exp.-Materials &amp; Services Totals:</b>	<b>-</b>	<b>-</b>	<b>-</b>	<b>-</b>	<b>-</b>	<b>-</b>
<b>E3</b>	<b>Exp.-Capital Outlay</b>						
825-825-72300	Improvements	-	-	9,350	9,424	9,424	9,424
	<b>Exp.-Capital Outlay Totals:</b>	<b>-</b>	<b>-</b>	<b>9,350</b>	<b>9,424</b>	<b>9,424</b>	<b>9,424</b>

## City of Lebanon, OR Budget Report FY 2017-18

Account	Description	2015 Actual	2016 Actual	2017 Budget	2018 Proposed	2018 Approved	2018 Adopted
E5	Exp.-Contingencies						
825-825-80005	Operating Contingency	-	-	55	60	60	60
	<b>Exp.-Contingencies Totals:</b>	-	-	55	60	60	60
<b>EXPENDITURES TOTALS:</b>		-	-	9,405	9,484	9,484	9,484
<b>FUND REVENUES</b>		9,219	9,412	9,405	9,484	9,484	9,484
<b>FUND EXPENSES</b>		-	-	9,405	9,484	9,484	9,484
<b>PIONEER CEMETERY RESTOR TRUS</b>		9,219	9,412	-	-	-	-



**Copies of this report can be found at: [www.ci.lebanon.or.us](http://www.ci.lebanon.or.us)**

# **Capital Projects Fund Police Trust-829**

## **Purpose**

The Police Trust fund accounts for receipts and expenditures of donations to the Police Department earmarked for special purchases and/or strategies.

## **FY2017-2018 Objective**

The objective of the Police Division Capital Projects fund is to provide an account for donations for any purpose in the Police Department that is not covered in the budget (examples: Turn Lebanon Blue, National Night Out and Shop-With-A-Cop programs, Warming Shelter expenses, Miscellaneous Community Policing expenses).

## **FY2017-2018 Staffing**

No staff is allocated to this fund.

## City of Lebanon, OR Budget Report FY 2017-18

Account	Description	2015 Actual	2016 Actual	2017 Budget	2018 Proposed	2018 Approved	2018 Adopted
<b>829</b>	<b>POLICE TRUST</b>						
<b>R4</b>	<b>Rev.-Intergovernmental</b>						
829-000-41020	Federal Grant Funds	-	-	-	-	-	-
829-000-41047	County Grant Funds	-	-	-	-	-	-
	<b>Rev.-Intergovernmental Totals:</b>	-	-	-	-	-	-
<b>R6</b>	<b>Rev.-Miscellaneous</b>						
829-000-48052	Donations-Scholarship	1,739	-	-	-	-	-
829-000-48053	Donations	6,230	210	7,000	415	415	415
829-000-48054	Donations-Warming Shelter	600	684	-	400	400	400
829-000-48055	Donations-Shop With A Cop	-	4,375	4,375	4,375	4,375	4,375
829-000-48056	Donations-National Night Out	-	1,500	1,500	1,500	1,500	1,500
829-000-48057	Donations-Turn Lebanon Blue	-	650	650	650	650	650
829-000-48058	Donations-Misc Community Police	-	2,450	2,450	2,450	2,450	2,450
829-000-48100	Interest On Investment	57	126	60	60	60	60
829-000-48140	Miscellaneous Revenue	-	-	-	-	-	-
	<b>Rev.-Miscellaneous Totals:</b>	<b>8,626</b>	<b>9,995</b>	<b>16,035</b>	<b>9,850</b>	<b>9,850</b>	<b>9,850</b>
<b>R8</b>	<b>Rev.-Other Sources</b>						
829-000-49901	Beginning Balance	7,775	6,897	15,000	11,900	11,900	11,900
	<b>Rev.-Other Sources Totals:</b>	<b>7,775</b>	<b>6,897</b>	<b>15,000</b>	<b>11,900</b>	<b>11,900</b>	<b>11,900</b>
<b>REVENUES TOTALS:</b>		<b>16,401</b>	<b>16,892</b>	<b>31,035</b>	<b>21,750</b>	<b>21,750</b>	<b>21,750</b>



## City of Lebanon, OR

### Budget Report FY 2017-18

Account	Description	2015 Actual	2016 Actual	2017 Budget	2018 Proposed	2018 Approved	2018 Adopted
<b>829</b>	<b>POLICE TRUST</b>						
<b>E2</b>	<b>Exp.-Materials &amp; Services</b>						
829-829-61010	Advertising	-	-	-	-	-	-
829-829-61240	Dept/Operating Expense	3,932	-	5,571	-	-	-
829-829-61250	Dept/Op Supplies	4,515	-	-	-	-	-
829-829-61320	Education & Training	-	-	-	-	-	-
829-829-61860	Scholarships	-	245	1,509	-	-	-
829-829-61870	Shop With A Cop	-	3,200	5,550	3,500	3,500	3,500
829-829-61871	National Night Out	-	1,612	1,849	850	850	850
829-829-61872	Warming Shelter Exp	57	265	521	410	410	410
829-829-61874	Misc Community Policing	-	166	-	306	306	306
	<b>Exp.-Materials &amp; Services Totals:</b>	<b>8,504</b>	<b>5,488</b>	<b>15,000</b>	<b>5,066</b>	<b>5,066</b>	<b>5,066</b>
<b>E3</b>	<b>Exp.-Capital Outlay</b>						
829-829-72600	Other Eqpt.	1,000	-	-	-	-	-
	<b>Exp.-Capital Outlay Totals:</b>	<b>1,000</b>	<b>-</b>	<b>-</b>	<b>-</b>	<b>-</b>	<b>-</b>
<b>E5</b>	<b>Exp.-Contingencies</b>						
829-829-80005	Operating Contingency	-	-	16,035	16,684	16,684	16,684
	<b>Exp.-Contingencies Totals:</b>	<b>-</b>	<b>-</b>	<b>16,035</b>	<b>16,684</b>	<b>16,684</b>	<b>16,684</b>
	<b>EXPENDITURES TOTALS:</b>	<b>9,504</b>	<b>5,488</b>	<b>31,035</b>	<b>21,750</b>	<b>21,750</b>	<b>21,750</b>
	<b>FUND REVENUES</b>	<b>16,401</b>	<b>16,892</b>	<b>31,035</b>	<b>21,750</b>	<b>21,750</b>	<b>21,750</b>
	<b>FUND EXPENSES</b>	<b>9,504</b>	<b>5,488</b>	<b>31,035</b>	<b>21,750</b>	<b>21,750</b>	<b>21,750</b>
	<b>POLICE TRUST Totals:</b>	<b>6,897</b>	<b>11,404</b>	<b>-</b>	<b>-</b>	<b>-</b>	<b>-</b>



**Copies of this report can be found at: [www.ci.lebanon.or.us](http://www.ci.lebanon.or.us)**

# **Capital Projects Fund Library Trust Fund-830**

## **Purpose**

The Library Trust Fund receives income from donations and provides funding for special collection purchases, programs and projects associated with the mission of the Lebanon Public Library. Some donations are designated for specific purchases or programs, while other undesignated gifts are available to be used at the discretion of the library director.

## **FY2017-2018 Objective**

The objective of the Library Trust Fund is to provide budgetary authority to support purchases for special purchases, projects and programs of the Library.

## **FY2017-2018 Staffing**

No staff is allocated to this fund.

## City of Lebanon, OR Budget Report FY 2017-18

Account	Description	2015 Actual	2016 Actual	2017 Budget	2018 Proposed	2018 Approved	2018 Adopted
<b>830</b>	<b>LIBRARY TRUST FUND</b>						
<b>R4</b>	<b>Rev.-Intergovernmental</b>						
830-000-41045	Grant Funds	-	5,000	30,000	30,000	30,000	30,000
830-000-48112	Gift of Literacy Grant	7,631	4,219	8,000	6,000	6,000	6,000
830-000-48114	Trust Management Grant	-	9,995	-	10,000	10,000	10,000
830-000-48118	Childrens Svcs Grant	2,476	2,368	3,000	3,000	3,000	3,000
	<b>Rev.-Intergovernmental Totals:</b>	<b>10,107</b>	<b>21,582</b>	<b>41,000</b>	<b>49,000</b>	<b>49,000</b>	<b>49,000</b>
<b>R6</b>	<b>Rev.-Miscellaneous</b>						
830-000-48100	Interest On Investment	1,261	1,008	600	800	800	800
830-000-48120	Trust Fund Donations	29,163	22,639	50,000	30,000	30,000	30,000
830-000-48140	Miscellaneous Revenue	-	-	-	-	-	-
	<b>Rev.-Miscellaneous Totals:</b>	<b>30,424</b>	<b>23,647</b>	<b>50,600</b>	<b>30,800</b>	<b>30,800</b>	<b>30,800</b>
<b>R8</b>	<b>Rev.-Other Sources</b>						
830-000-49901	Beginning Balance	176,811	162,502	120,000	127,000	127,000	127,000
	<b>Rev.-Other Sources Totals:</b>	<b>176,811</b>	<b>162,502</b>	<b>120,000</b>	<b>127,000</b>	<b>127,000</b>	<b>127,000</b>
	<b>REVENUES TOTALS:</b>	<b>217,342</b>	<b>207,731</b>	<b>211,600</b>	<b>206,800</b>	<b>206,800</b>	<b>206,800</b>
<b>830</b>	<b>LIBRARY TRUST FUND</b>						
<b>E2</b>	<b>Exp.-Materials &amp; Services</b>						
830-830-61130	Contract Services	-	-	-	-	-	-
830-830-61250	Dept/Op Supplies	45,743	47,411	50,000	50,000	50,000	50,000
830-830-61310	Gift of Literacy	4,656	4,297	8,000	6,000	6,000	6,000
830-830-61330	Reading for Success	2,930	2,114	3,000	3,000	3,000	3,000
830-830-61350	Trust Management	1,510	1,000	10,000	10,000	10,000	10,000
830-830-61370	Other Grants	-	102	10,000	30,000	30,000	30,000
	<b>Exp.-Materials &amp; Services Totals:</b>	<b>54,839</b>	<b>54,924</b>	<b>81,000</b>	<b>99,000</b>	<b>99,000</b>	<b>99,000</b>

## City of Lebanon, OR Budget Report FY 2017-18

Account	Description	2015 Actual	2016 Actual	2017 Budget	2018 Proposed	2018 Approved	2018 Adopted
<b>E3</b>	<b>Exp.-Capital Outlay</b>						
830-830-72300	Improvements	-	-	-	-	-	-
830-830-72500	Office Eqpt.	-	-	-	-	-	-
	<b>Exp.-Capital Outlay Totals:</b>	-	-	-	-	-	-
<b>E4</b>	<b>Exp.-Transfers Out</b>						
830-830-90010	To General Fund	-	-	-	-	-	-
830-830-90110	To Libr/Sr Cntr Trust	-	-	-	-	-	-
	<b>Exp.-Transfers Out Totals:</b>	-	-	-	-	-	-
<b>E5</b>	<b>Exp.-Contingencies</b>						
830-830-80005	Operating Contingency	-	-	130,600	107,800	107,800	107,800
	<b>Exp.-Contingencies Totals:</b>	-	-	<b>130,600</b>	<b>107,800</b>	<b>107,800</b>	<b>107,800</b>
<b>E7</b>	<b>Exp.-Unappropriated</b>						
830-830-92010	Unapprop End Fund Bal	-	-	-	-	-	-
	<b>Exp.-Unappropriated Totals:</b>	-	-	-	-	-	-
<b>EXPENDITURES TOTALS:</b>		<b>54,839</b>	<b>54,924</b>	<b>211,600</b>	<b>206,800</b>	<b>206,800</b>	<b>206,800</b>
<b>FUND REVENUES</b>		<b>217,342</b>	<b>207,731</b>	<b>211,600</b>	<b>206,800</b>	<b>206,800</b>	<b>206,800</b>
<b>FUND EXPENSES</b>		<b>54,839</b>	<b>54,924</b>	<b>211,600</b>	<b>206,800</b>	<b>206,800</b>	<b>206,800</b>
<b>LIBRARY TRUST FUND Totals:</b>		<b>162,503</b>	<b>152,807</b>	<b>-</b>	<b>-</b>	<b>-</b>	<b>-</b>

# **Capital Projects Fund Library-Harriman Trust Fund-833**

## **Purpose**

Originally established as the Library Building Trust Fund in FY 2005-06, most of the funds in this trust were donated in FY 2008-09 by the Harriman Family Foundation as a memorial to Anita Harriman. These funds are designated to be used for materials for the Children's Room.

## **FY2017-2018 Objective**

The objective of the Harriman Trust Fund is to provide budgetary authority to support the special purchases for the Children's Room of the Lebanon Public Library.

## **FY2017-2018 Staffing**

No staff is allocated to this fund.

## City of Lebanon, OR Budget Report FY 2017-18

Account	Description	2015 Actual	2016 Actual	2017 Budget	2018 Proposed	2018 Approved	2018 Adopted
<b>833</b>	<b>LIBRARY TRUST (Harriman Trust)</b>						
<b>R6</b>	<b>Rev.-Miscellaneous</b>						
833-000-48100	Interest On Investment	273	317	175	-	-	-
833-000-48120	Trust Fund Donations	65	636	-	-	-	-
833-000-48140	Miscellaneous Revenue	-	-	-	-	-	-
	<b>Rev.-Miscellaneous Totals:</b>	<b>338</b>	<b>953</b>	<b>175</b>	<b>-</b>	<b>-</b>	<b>-</b>
<b>R7</b>	<b>Rev.-Transfers In</b>						
833-000-49107	From Libr/Sr Cntr Bldg Trust	-	-	-	-	-	-
	<b>Rev.-Transfers In Totals:</b>	<b>-</b>	<b>-</b>	<b>-</b>	<b>-</b>	<b>-</b>	<b>-</b>
<b>R8</b>	<b>Rev.-Other Sources</b>						
833-000-49901	Beginning Balance	34,138	34,007	29,000	20,000	20,000	20,000
	<b>Rev.-Other Sources Totals:</b>	<b>34,138</b>	<b>34,007</b>	<b>29,000</b>	<b>20,000</b>	<b>20,000</b>	<b>20,000</b>
<b>REVENUES TOTALS:</b>		<b>34,476</b>	<b>34,960</b>	<b>29,175</b>	<b>20,000</b>	<b>20,000</b>	<b>20,000</b>
<b>833</b>	<b>LIBRARY TRUST (Harriman Trust)</b>						
<b>E2</b>	<b>Exp.-Materials &amp; Services</b>						
833-833-61130	Contract Services	-	-	-	-	-	-
833-833-61250	Dept/Op Supplies	469	266	29,175	20,000	20,000	20,000
	<b>Exp.-Materials &amp; Services Totals:</b>	<b>469</b>	<b>266</b>	<b>29,175</b>	<b>20,000</b>	<b>20,000</b>	<b>20,000</b>
<b>EXPENDITURES TOTALS:</b>		<b>469</b>	<b>266</b>	<b>29,175</b>	<b>20,000</b>	<b>20,000</b>	<b>20,000</b>
<b>FUND REVENUES</b>		<b>34,476</b>	<b>34,960</b>	<b>29,175</b>	<b>20,000</b>	<b>20,000</b>	<b>20,000</b>
<b>FUND EXPENSES</b>		<b>469</b>	<b>266</b>	<b>29,175</b>	<b>20,000</b>	<b>20,000</b>	<b>20,000</b>
<b>LIBRARY TRUST (Harriman) Totals:</b>		<b>34,007</b>	<b>34,694</b>	<b>-</b>	<b>-</b>	<b>-</b>	<b>-</b>



**Copies of this report can be found at: [www.ci.lebanon.or.us](http://www.ci.lebanon.or.us)**



# **Capital Projects Fund Senior Center Trust Fund-835**

## **Purpose**

The Senior Center Trust Fund receives income from donations and provides funding for special programs and projects associated with the mission of the Senior Center. Some donations are designated for specific purchases or programs, while other undesignated gifts are available to be used at the discretion of the Senior Services Director.

## **FY2017-2018 Objective**

The objective of the Senior Center Trust Fund is to provide budgetary authority to support purchases for activities, classes and equipment for the Senior Center.

## **FY2017-2018 Staffing**

No staff is allocated to this fund.

## City of Lebanon, OR

### Budget Report FY 2017-18

Account	Description	2015 Actual	2016 Actual	2017 Budget	2018 Proposed	2018 Approved	2018 Adopted
<b>835</b>	<b>SENIOR SERVICES TRUST</b>						
<b>R6</b>	<b>Rev.-Miscellaneous</b>						
835-000-45020	Rev From Rented Prop	859	740	-	1,000	1,000	1,000
835-000-48100	Interest On Investment	1,336	1,366	800	800	800	800
835-000-48120	Trust Fund Donations	3,422	4,055	3,000	4,000	4,000	4,000
835-000-48140	Miscellaneous Revenue	1,983	1,590	2,500	2,000	2,000	2,000
835-000-48155	Senior Center Trip Rev	387	-	-	-	-	-
835-000-48172	Rental Cleaning Fee	140	35	350	350	350	350
835-000-48175	Rental Deposits	1,740	1,100	1,200	-	-	-
	<b>Rev.-Miscellaneous Totals:</b>	<b>9,867</b>	<b>8,886</b>	<b>7,850</b>	<b>8,150</b>	<b>8,150</b>	<b>8,150</b>
<b>R8</b>	<b>Rev.-Other Sources</b>						
835-000-49901	Beginning Balance	167,821	164,386	150,000	147,000	147,000	147,000
	<b>Rev.-Other Sources Totals:</b>	<b>167,821</b>	<b>164,386</b>	<b>150,000</b>	<b>147,000</b>	<b>147,000</b>	<b>147,000</b>
<b>REVENUES TOTALS:</b>		<b>177,688</b>	<b>173,272</b>	<b>157,850</b>	<b>155,150</b>	<b>155,150</b>	<b>155,150</b>
<b>835</b>	<b>SENIOR SERVICES TRUST</b>						
<b>E2</b>	<b>Exp.-Materials &amp; Services</b>						
835-835-61130	Contract Services	-	-	-	-	-	-
835-835-61200	Deposits Refunded	1,560	1,000	1,200	-	-	-
835-835-61240	Dept/Operating Expense	3,023	2,014	3,000	3,000	3,000	3,000
835-835-61250	Dept/Op Supplies	1,195	1,419	2,000	2,000	2,000	2,000
835-835-61455	Senior Center Trip Exp	-	-	-	-	-	-
835-835-61560	Maint/Bldg (Gen'l)	128	107	1,500	1,000	1,000	1,000
835-835-61840	Refreshment Purchases	6,513	4,879	6,500	6,500	6,500	6,500
835-835-61860	Scholarships	157	105	300	1,000	1,000	1,000
	<b>Exp.-Materials &amp; Services Totals:</b>	<b>12,576</b>	<b>9,524</b>	<b>14,500</b>	<b>13,500</b>	<b>13,500</b>	<b>13,500</b>

## City of Lebanon, OR Budget Report FY 2017-18

Account	Description	2015 Actual	2016 Actual	2017 Budget	2018 Proposed	2018 Approved	2018 Adopted
<b>E3</b>	<b>Exp.-Capital Outlay</b>						
835-835-72100	Buildings	-	-	-	-	-	-
835-835-72300	Improvements	-	-	5,000	5,000	5,000	5,000
835-835-72500	Office Eqpt.	-	-	2,500	2,500	2,500	2,500
835-835-72600	Other Eqpt.	725	1,783	2,500	2,500	2,500	2,500
	<b>Exp.-Capital Outlay Totals:</b>	<b>725</b>	<b>1,783</b>	<b>10,000</b>	<b>10,000</b>	<b>10,000</b>	<b>10,000</b>
<b>E4</b>	<b>Exp.-Transfers Out</b>						
835-835-90110	To Libr/Sr Cntr Trust	-	-	-	-	-	-
	<b>Exp.-Transfers Out Totals:</b>	<b>-</b>	<b>-</b>	<b>-</b>	<b>-</b>	<b>-</b>	<b>-</b>
<b>E5</b>	<b>Exp.-Contingencies</b>						
835-835-80005	Operating Contingency	-	-	133,350	131,650	131,650	131,650
	<b>Exp.-Contingencies Totals:</b>	<b>-</b>	<b>-</b>	<b>133,350</b>	<b>131,650</b>	<b>131,650</b>	<b>131,650</b>
<b>EXPENDITURES TOTALS:</b>		<b>13,301</b>	<b>11,307</b>	<b>157,850</b>	<b>155,150</b>	<b>155,150</b>	<b>155,150</b>
<b>FUND REVENUES</b>		<b>177,688</b>	<b>173,272</b>	<b>157,850</b>	<b>155,150</b>	<b>155,150</b>	<b>155,150</b>
<b>FUND EXPENSES</b>		<b>13,301</b>	<b>11,307</b>	<b>157,850</b>	<b>155,150</b>	<b>155,150</b>	<b>155,150</b>
<b>SENIOR SERVICES TRUST Totals:</b>		<b>164,387</b>	<b>161,965</b>	<b>-</b>	<b>-</b>	<b>-</b>	<b>-</b>

# **Capital Projects Fund Library-Snedaker Trust Fund-838**

## **Purpose**

In January 2000, the Lebanon Public Library received \$57,000 from the estate of Florence C. Snedaker. The estate stipulates that these funds must be used to purchase children's and reference materials.

## **FY2016-2017 Objective**

The objective of the Snedaker Trust Fund is to provide budgetary authority to support purchases of children's and reference materials for the Lebanon Public Library.

## **FY2016-2017 Staffing**

No staff is allocated to this fund.

## City of Lebanon, OR Budget Report FY 2017-18

Account	Description	2015 Actual	2016 Actual	2017 Budget	2018 Proposed	2018 Approved	2018 Adopted
<b>838</b>	<b>LIBRARY TRUST (Snedaker Trust)</b>						
<b>R6</b>	<b>Rev.-Miscellaneous</b>						
838-000-48100	Interest On Investment	208	302	150	150	150	150
838-000-48120	Trust Fund Donations	-	-	-	-	-	-
838-000-48140	Miscellaneous Revenue	-	-	-	-	-	-
	<b>Rev.-Miscellaneous Totals:</b>	<b>208</b>	<b>302</b>	<b>150</b>	<b>150</b>	<b>150</b>	<b>150</b>
<b>R8</b>	<b>Rev.-Other Sources</b>						
838-000-49901	Beginning Balance	27,005	25,756	25,900	23,000	23,000	23,000
	<b>Rev.-Other Sources Totals:</b>	<b>27,005</b>	<b>25,756</b>	<b>25,900</b>	<b>23,000</b>	<b>23,000</b>	<b>23,000</b>
	<b>REVENUES TOTALS:</b>	<b>27,213</b>	<b>26,058</b>	<b>26,050</b>	<b>23,150</b>	<b>23,150</b>	<b>23,150</b>
<b>838</b>	<b>LIBRARY TRUST (Snedaker Trust)</b>						
<b>E2</b>	<b>Exp.-Materials &amp; Services</b>						
838-838-61250	Dept/Op Supplies	1,457	1,530	10,000	10,000	10,000	10,000
	<b>Exp.-Materials &amp; Services Totals:</b>	<b>1,457</b>	<b>1,530</b>	<b>10,000</b>	<b>10,000</b>	<b>10,000</b>	<b>10,000</b>
<b>E5</b>	<b>Exp.-Contingencies</b>						
838-838-80005	Operating Contingency	-	-	16,050	13,150	13,150	13,150
	<b>Exp.-Contingencies Totals:</b>	<b>-</b>	<b>-</b>	<b>16,050</b>	<b>13,150</b>	<b>13,150</b>	<b>13,150</b>
	<b>EXPENDITURES TOTALS:</b>	<b>1,457</b>	<b>1,530</b>	<b>26,050</b>	<b>23,150</b>	<b>23,150</b>	<b>23,150</b>
	<b>FUND REVENUES</b>	<b>27,213</b>	<b>26,058</b>	<b>26,050</b>	<b>23,150</b>	<b>23,150</b>	<b>23,150</b>
	<b>FUND EXPENSES</b>	<b>1,457</b>	<b>1,530</b>	<b>26,050</b>	<b>23,150</b>	<b>23,150</b>	<b>23,150</b>
	<b>LIBRARY TRUST (Snedaker) Totals:</b>	<b>25,756</b>	<b>24,528</b>	<b>-</b>	<b>-</b>	<b>-</b>	<b>-</b>



**Copies of this report can be found at: [www.ci.lebanon.or.us](http://www.ci.lebanon.or.us)**

# **Capital Projects Fund Streets Capital Projects-840**

## **Purpose**

The Street Capital Improvement Projects Fund was established to receive funds designated for street improvements. In 1998, the Capital Improvement Projects Committee and City Council recommended an increase utility franchise fees with the increased revenue being allocated toward a Street Preservation Program within the Street Capital Improvement Projects Fund. Subsequent Council budget actions eliminated the use of franchise fees for street preservation projects. The Street Preservation Program provides maintenance type projects including overlays, slurry seals, and crack sealing to city streets on a priority basis. The intent of the program is to preserve the existing city street system and prevent costly street reconstruction. This fund is also holding in reserves the funds received from the transfer of Airway Road to City of Lebanon jurisdiction. The funds will help offset costs to reconstruct Airway Road at a later date.

## **FY2017-2018 Objective**

When funds become available the yearly street preservation program will continue, which includes overlays, crack seals, and slurry seals.

## **FY2017-2018 Staffing**

Due to very limited funds, no Staff is allocated to this fund.

## City of Lebanon, OR

### Budget Report FY 2017-18

Account	Description	2015 Actual	2016 Actual	2017 Budget	2018 Proposed	2018 Approved	2018 Adopted
<b>840</b>	<b>STREETS CAPITAL PROJECTS</b>						
<b>R4</b>	<b>Rev.-Intergovernmental</b>						
840-000-41047	County Grant Funds	315,872	-	1,200,000	1,250,000	1,250,000	1,250,000
	<b>Rev.-Intergovernmental Totals:</b>	<b>315,872</b>	<b>-</b>	<b>1,200,000</b>	<b>1,250,000</b>	<b>1,250,000</b>	<b>1,250,000</b>
<b>R6</b>	<b>Rev.-Miscellaneous</b>						
840-000-48100	Interest On Investment	2,817	2,293	1,000	-	-	-
840-000-48140	Miscellaneous Revenue	-	-	-	-	-	-
	<b>Rev.-Miscellaneous Totals:</b>	<b>2,817</b>	<b>2,293</b>	<b>1,000</b>	<b>-</b>	<b>-</b>	<b>-</b>
<b>R7</b>	<b>Rev.-Transfers In</b>						
840-000-49010	From General Fund	-	-	-	55,000	55,000	55,000
840-000-49023	From Water CIP	-	-	-	-	-	-
840-000-49087	From Public Imp-750	-	-	-	-	-	-
	<b>Rev.-Transfers In Totals:</b>	<b>-</b>	<b>-</b>	<b>-</b>	<b>55,000</b>	<b>55,000</b>	<b>55,000</b>
<b>R8</b>	<b>Rev.-Other Sources</b>						
840-000-49901	Beginning Balance	378,625	376,300	329,443	311,170	311,170	311,170
	<b>Rev.-Other Sources Totals:</b>	<b>378,625</b>	<b>376,300</b>	<b>329,443</b>	<b>311,170</b>	<b>311,170</b>	<b>311,170</b>
<b>REVENUES TOTALS:</b>		<b>697,314</b>	<b>378,593</b>	<b>1,530,443</b>	<b>1,616,170</b>	<b>1,616,170</b>	<b>1,616,170</b>
<b>840</b>	<b>STREETS CAPITAL PROJECTS</b>						
<b>E2</b>	<b>Exp.-Materials &amp; Services</b>						
840-840-61010	Advertising	-	-	-	-	-	-
840-840-61130	Contract Serv	26,750	-	10,000	56,170	56,170	56,170
840-840-61240	Operating Exp (Eng)	-	-	-	-	-	-
840-840-61401	Unemploy Ins	-	-	-	-	-	-
840-840-61881	Rent (Eng)	-	-	-	-	-	-
	<b>Exp.-Materials &amp; Services Totals:</b>	<b>26,750</b>	<b>-</b>	<b>10,000</b>	<b>56,170</b>	<b>56,170</b>	<b>56,170</b>



## City of Lebanon, OR Budget Report FY 2017-18

Account	Description	2015 Actual	2016 Actual	2017 Budget	2018 Proposed	2018 Approved	2018 Adopted
<b>E3</b>	<b>Exp.-Capital Outlay</b>						
840-840-72300	Improvements	294,265	-	1,210,443	1,250,000	1,250,000	1,250,000
840-840-72301	Improvements (Eng)	-	48,222	-	-	-	-
	<b>Exp.-Capital Outlay Totals:</b>	<b>294,265</b>	<b>48,222</b>	<b>1,210,443</b>	<b>1,250,000</b>	<b>1,250,000</b>	<b>1,250,000</b>
<b>E4</b>	<b>Exp.-Transfers Out</b>						
840-840-90035	To St Ft & Bike Pth Fd	-	-	-	-	-	-
	<b>Exp.-Transfers Out Totals:</b>	<b>-</b>	<b>-</b>	<b>-</b>	<b>-</b>	<b>-</b>	<b>-</b>
<b>E5</b>	<b>Exp.-Contingencies</b>						
840-840-80005	Operating Contingency	-	-	-	-	-	-
840-840-80024	Res - Airway	-	-	310,000	310,000	310,000	310,000
	<b>Exp.-Contingencies Totals:</b>	<b>-</b>	<b>-</b>	<b>310,000</b>	<b>310,000</b>	<b>310,000</b>	<b>310,000</b>
<b>EXPENDITURES TOTALS:</b>		<b>321,015</b>	<b>48,222</b>	<b>1,530,443</b>	<b>1,616,170</b>	<b>1,616,170</b>	<b>1,616,170</b>
<b>FUND REVENUES</b>		<b>697,314</b>	<b>378,593</b>	<b>1,530,443</b>	<b>1,616,170</b>	<b>1,616,170</b>	<b>1,616,170</b>
<b>FUND EXPENSES</b>		<b>321,015</b>	<b>48,222</b>	<b>1,530,443</b>	<b>1,616,170</b>	<b>1,616,170</b>	<b>1,616,170</b>
<b>STREETS CAPITAL PROJECTS Totals:</b>		<b>376,299</b>	<b>330,371</b>	<b>-</b>	<b>-</b>	<b>-</b>	<b>-</b>

# **Capital Projects Fund Infrastructure Deferral-845**

## **Purpose**

Development may be responsible for extending new public infrastructure – street, water, sewer, drainage or parks. Most often, this responsibility is met by the infrastructure being extended as part of the development. However, on occasion it is not practical to require actual construction during development; yet the financial responsibility remains. This responsibility can be met by a contribution equal to that responsibility. This fund is used to budget and account for the cash contributions.

## **FY2017-2018 Objective**

As projects are formed the infrastructure deferral fund will be used to help finance the work.

## **FY2017-2018 Staffing**

No Staff is allocated to this fund.

## City of Lebanon, OR Budget Report FY 2017-18

Account	Description	2015 Actual	2016 Actual	2017 Budget	2018 Proposed	2018 Approved	2018 Adopted
<b>845</b>	<b>INFRASTRUCTURE DEFERRAL</b>						
<b>R6</b>	<b>Rev.-Miscellaneous</b>						
845-000-42100	Infra. Ext. Deposits	-	-	-	-	-	-
845-000-48100	Interest On Investment	449	281	250	200	200	200
845-000-48140	Miscellaneous Revenue	-	-	-	-	-	-
	<b>Rev.-Miscellaneous Totals:</b>	<b>449</b>	<b>281</b>	<b>250</b>	<b>200</b>	<b>200</b>	<b>200</b>
<b>R8</b>	<b>Rev.-Other Sources</b>						
845-000-49901	Beginning Balance	55,693	56,143	56,000	56,724	56,724	56,724
	<b>Rev.-Other Sources Totals:</b>	<b>55,693</b>	<b>56,143</b>	<b>56,000</b>	<b>56,724</b>	<b>56,724</b>	<b>56,724</b>
	<b>REVENUES TOTALS:</b>	<b>56,142</b>	<b>56,424</b>	<b>56,250</b>	<b>56,924</b>	<b>56,924</b>	<b>56,924</b>
<b>845</b>	<b>INFRA. DEFERRAL</b>						
<b>E2</b>	<b>Exp.-Materials &amp; Services</b>						
845-845-61010	Advertising	-	-	-	-	-	-
845-845-61130	Contract Services	-	-	-	-	-	-
845-845-61240	Dept/Operating Expense	-	-	-	-	-	-
	<b>Exp.-Materials &amp; Services Totals:</b>	<b>-</b>	<b>-</b>	<b>-</b>	<b>-</b>	<b>-</b>	<b>-</b>
<b>E3</b>	<b>Exp.-Capital Outlay</b>						
845-845-72301	Improvements (Eng)	-	-	56,250	56,924	56,924	56,924
	<b>Exp.-Capital Outlay Totals:</b>	<b>-</b>	<b>-</b>	<b>56,250</b>	<b>56,924</b>	<b>56,924</b>	<b>56,924</b>
	<b>EXPENDITURES TOTALS:</b>	<b>-</b>	<b>-</b>	<b>56,250</b>	<b>56,924</b>	<b>56,924</b>	<b>56,924</b>
	<b>FUND REVENUES</b>	<b>56,142</b>	<b>56,424</b>	<b>56,250</b>	<b>56,924</b>	<b>56,924</b>	<b>56,924</b>
	<b>FUND EXPENSES</b>	<b>-</b>	<b>-</b>	<b>56,250</b>	<b>56,924</b>	<b>56,924</b>	<b>56,924</b>
	<b>INFRA. DEFERRAL Totals:</b>	<b>56,142</b>	<b>56,424</b>	<b>-</b>	<b>-</b>	<b>-</b>	<b>-</b>



**Copies of this report can be found at: [www.ci.lebanon.or.us](http://www.ci.lebanon.or.us)**

# **Capital Projects Fund**

## **SDC–Storm Drainage Improvements-852**

### **Purpose**

The purpose of this fund is to account for the revenues and expenses for Storm Drainage Systems Development Charges (SDC). In 2005, an SDC ordinance and methodology report was adopted which outlines how SDC fees are to be allocated. In 2008, a new Storm Drainage SDC methodology report and resolution was adopted which set revised rates. The City may use these funds for projects identified in the Storm Drainage SDC Plan.

### **FY2017-2018 Objective**

The objective is to fund SDC Eligible Improvements as indicated in the Storm Drainage SDC Plan and Storm Water Master Plan such as elimination of underground injection control systems and new or extensions to storm drain lines.

### **FY2017-2018 Staffing**

Minimal staffing is allocated to this fund to accomplish the objectives.

Note: Employee salary and benefits are budgeted in their home department for better transparency of total personnel cost, there is a budgeted transfer to cover the compensation cost based on the FTE's allocated to this fund.

## City of Lebanon, OR Budget Report FY 2017-18

Account	Description	2015 Actual	2016 Actual	2017 Budget	2018 Proposed	2018 Approved	2018 Adopted
<b>852</b>	<b>SDC-DRAINAGE IMPR</b>						
<b>R1</b>	<b>Rev.-Taxes &amp; Assess</b>						
852-000-42040	SDC Princ - Assess	3,690	21,367	100	-	-	-
852-000-42045	SDC Principal	4,255	6,654	3,500	20,000	20,000	20,000
	<b>Rev.-Taxes &amp; Assess Totals:</b>	<b>7,945</b>	<b>28,021</b>	<b>3,600</b>	<b>20,000</b>	<b>20,000</b>	<b>20,000</b>
<b>R6</b>	<b>Rev.-Miscellaneous</b>						
852-000-42050	SDC Interest	(3,675)	35	-	-	-	-
852-000-48100	Interest On Investment	257	561	100	100	100	100
852-000-48140	Miscellaneous Revenue	-	-	-	-	-	-
	<b>Rev.-Miscellaneous Totals:</b>	<b>(3,418)</b>	<b>596</b>	<b>100</b>	<b>100</b>	<b>100</b>	<b>100</b>
<b>R7</b>	<b>Rev.-Transfers In</b>						
852-000-49098	From NW Urban Renewal	2,167	(15,386)	-	-	-	-
852-000-49170	From Cheadle Lake URD	7,524	-	-	-	-	-
852-000-49175	From North Gateway URD	-	-	8,969	51,865	51,865	51,865
	<b>Rev.-Transfers In Totals:</b>	<b>9,691</b>	<b>(15,386)</b>	<b>8,969</b>	<b>51,865</b>	<b>51,865</b>	<b>51,865</b>
<b>R8</b>	<b>Rev.-Other Sources</b>						
852-000-49901	Beginning Balance	95,306	95,817	110,000	119,936	119,936	119,936
	<b>Rev.-Other Sources Totals:</b>	<b>95,306</b>	<b>95,817</b>	<b>110,000</b>	<b>119,936</b>	<b>119,936</b>	<b>119,936</b>
<b>REVENUES TOTALS:</b>		<b>109,524</b>	<b>109,048</b>	<b>122,669</b>	<b>191,901</b>	<b>191,901</b>	<b>191,901</b>
<b>852</b>	<b>SDC-DRAINAGE IMPR</b>						
<b>E2</b>	<b>Exp.-Materials &amp; Services</b>						
852-852-61130	Contract Services	-	-	-	-	-	-
852-852-61240	Dept/Operating Expense	-	-	-	-	-	-
	<b>Exp.-Materials &amp; Services Totals:</b>	<b>-</b>	<b>-</b>	<b>-</b>	<b>-</b>	<b>-</b>	<b>-</b>

## City of Lebanon, OR Budget Report FY 2017-18

Account	Description	2015 Actual	2016 Actual	2017 Budget	2018 Proposed	2018 Approved	2018 Adopted
<b>E3</b>	<b>Exp.-Capital Outlay</b>						
852-852-72050	Land	-	-	-	-	-	-
852-852-72300	Improvements	-	-	100,000	120,000	120,000	120,000
	<b>Exp.-Capital Outlay Totals:</b>	<b>-</b>	<b>-</b>	<b>100,000</b>	<b>120,000</b>	<b>120,000</b>	<b>120,000</b>
<b>E4</b>	<b>Exp.-Transfers Out</b>						
852-852-90010	To General Fund	-	-	-	-	-	-
852-852-90011	To General Fund-Sal/Ben	6,182	6,664	7,799	8,391	8,391	8,391
852-852-90027	To Info System Service-542	-	-	-	-	-	-
852-852-90052	To Storm Drainage	-	-	-	-	-	-
	<b>Exp.-Transfers Out Totals:</b>	<b>6,182</b>	<b>6,664</b>	<b>7,799</b>	<b>8,391</b>	<b>8,391</b>	<b>8,391</b>
<b>E5</b>	<b>Exp.-Contingencies</b>						
852-852-80005	Operating Contingency	-	-	14,870	63,510	63,510	63,510
	<b>Exp.-Contingencies Totals:</b>	<b>-</b>	<b>-</b>	<b>14,870</b>	<b>63,510</b>	<b>63,510</b>	<b>63,510</b>
<b>EXPENDITURES TOTALS:</b>		<b>6,182</b>	<b>6,664</b>	<b>122,669</b>	<b>191,901</b>	<b>191,901</b>	<b>191,901</b>
<b>FUND REVENUES</b>		<b>109,524</b>	<b>109,048</b>	<b>122,669</b>	<b>191,901</b>	<b>191,901</b>	<b>191,901</b>
<b>FUND EXPENSES</b>		<b>6,182</b>	<b>6,664</b>	<b>122,669</b>	<b>191,901</b>	<b>191,901</b>	<b>191,901</b>
<b>SDC-DRAINAGE IMPR Totals:</b>		<b>103,342</b>	<b>102,384</b>	<b>-</b>	<b>-</b>	<b>-</b>	<b>-</b>



**Copies of this report can be found at: [www.ci.lebanon.or.us](http://www.ci.lebanon.or.us)**



# **Capital Projects Fund**

## **SDC–Storm Drainage Reimbursements-853**

### **Purpose**

This budget department accounts for the Storm Drainage System Development Charges (SDC) reimbursement fee portion collected under the current ordinance. In 2005, an SDC ordinance and methodology report was adopted which outlines how SDC fees are to be allocated. In 2008, a new Storm Drainage SDC methodology report and resolution was adopted which set revised rates. Part of the new Storm Drainage SDC fee reimburses the City for specific completed qualifying extra-capacity drainage projects that were funded without SDC.

### **FY2017-2018 Objective**

Very nominal funding limits the ability to assist in financing any significant projects.

### **FY2017-2018 Staffing**

Minimal staffing is allocated to this fund to accomplish the objectives.

Note: Employee salary and benefits are budgeted in their home department for better transparency of total personnel cost, there is a budgeted transfer to cover the compensation cost based on the FTE's allocated to this fund.

## City of Lebanon, OR Budget Report FY 2017-18

Account	Description	2015 Actual	2016 Actual	2017 Budget	2018 Proposed	2018 Approved	2018 Adopted
<b>853</b>	<b>SDC-DRAINAGE REIMB</b>						
<b>R1</b>	<b>Rev.-Taxes &amp; Assess</b>						
853-000-42040	SDC Princ - Assess	3	232	-	-	-	-
853-000-42045	SDC Principal	740	1,157	500	5,000	5,000	5,000
	<b>Rev.-Taxes &amp; Assess Totals:</b>	<b>743</b>	<b>1,389</b>	<b>500</b>	<b>5,000</b>	<b>5,000</b>	<b>5,000</b>
<b>R6</b>	<b>Rev.-Miscellaneous</b>						
853-000-42050	SDC Interest	1	6	-	-	-	-
853-000-48100	Interest On Investment	47	87	15	50	50	50
853-000-48140	Miscellaneous Revenue	-	-	-	-	-	-
	<b>Rev.-Miscellaneous Totals:</b>	<b>48</b>	<b>93</b>	<b>15</b>	<b>50</b>	<b>50</b>	<b>50</b>
<b>R8</b>	<b>Rev.-Other Sources</b>						
853-000-49901	Beginning Balance	5,421	6,211	6,581	6,000	6,000	6,000
	<b>Rev.-Other Sources Totals:</b>	<b>5,421</b>	<b>6,211</b>	<b>6,581</b>	<b>6,000</b>	<b>6,000</b>	<b>6,000</b>
<b>REVENUES TOTALS:</b>		<b>6,212</b>	<b>7,693</b>	<b>7,096</b>	<b>11,050</b>	<b>11,050</b>	<b>11,050</b>
<b>853</b>	<b>SDC-DRAINAGE REIMB</b>						
<b>E2</b>	<b>Exp.-Materials &amp; Services</b>						
853-853-61240	Dept/Operating Expense	-	-	-	-	-	-
853-853-61250	Dept/Op Supplies	-	-	-	-	-	-
	<b>Exp.-Materials &amp; Services Totals:</b>	<b>-</b>	<b>-</b>	<b>-</b>	<b>-</b>	<b>-</b>	<b>-</b>
<b>E3</b>	<b>Exp.-Capital Outlay</b>						
853-853-72300	Improvements	-	-	6,500	6,000	6,000	6,000
	<b>Exp.-Capital Outlay Totals:</b>	<b>-</b>	<b>-</b>	<b>6,500</b>	<b>6,000</b>	<b>6,000</b>	<b>6,000</b>

## City of Lebanon, OR

### Budget Report FY 2017-18

Account	Description	2015 Actual	2016 Actual	2017 Budget	2018 Proposed	2018 Approved	2018 Adopted
E5	Exp.-Contingencies						
853-853-80005	Operating Contingency	-	-	596	5,050	5,050	5,050
	<b>Exp.-Contingencies Totals:</b>	-	-	<b>596</b>	<b>5,050</b>	<b>5,050</b>	<b>5,050</b>
	<b>EXPENDITURES TOTALS:</b>	-	-	<b>7,096</b>	<b>11,050</b>	<b>11,050</b>	<b>11,050</b>
	<b>FUND REVENUES</b>	<b>6,212</b>	<b>7,693</b>	<b>7,096</b>	<b>11,050</b>	<b>11,050</b>	<b>11,050</b>
	<b>FUND EXPENSES</b>	-	-	<b>7,096</b>	<b>11,050</b>	<b>11,050</b>	<b>11,050</b>
	<b>SDC-DRAINAGE REIMB Totals:</b>	<b>6,212</b>	<b>7,693</b>	-	-	-	-



**Copies of this report can be found at: [www.ci.lebanon.or.us](http://www.ci.lebanon.or.us)**

# **Capital Projects Fund SDC–Parks Improvements-862**

## **Purpose**

The purpose of this fund is to account for the revenues and expenses for Parks Systems Development Charges (SDC). In 2005, an SDC ordinance and methodology report was adopted which outlines how SDC fees are to be allocated. In 2008, a new Parks SDC methodology report and resolution was adopted which set revised rates. The City may use these funds for projects identified in the Parks SDC Plan.

## **FY2017-2018 Objective**

The objective is to fund SDC Eligible Improvements as indicated in the Parks Master Plan and Parks SDC Plan.

## **FY2017-2018 Staffing**

Minimal staffing is allocated to this fund to accomplish the objectives.

Note: Employee salary and benefits are budgeted in their home department for better transparency of total personnel cost, there is a budgeted transfer to cover the compensation cost based on the FTE's allocated to this fund.

## City of Lebanon, OR Budget Report FY 2017-18

Account	Description	2015 Actual	2016 Actual	2017 Budget	2018 Proposed	2018 Approved	2018 Adopted
<b>862</b>	<b>SDC-PARKS IMPR</b>						
<b>R1</b>	<b>Rev.-Taxes &amp; Assess</b>						
862-000-42040	SDC Princ - Assess	1,694	266,833	3,500	-	-	-
862-000-42045	SDC Principal	82,528	127,724	55,000	150,000	150,000	150,000
	<b>Rev.-Taxes &amp; Assess Totals:</b>	<b>84,222</b>	<b>394,557</b>	<b>58,500</b>	<b>150,000</b>	<b>150,000</b>	<b>150,000</b>
<b>R6</b>	<b>Rev.-Miscellaneous</b>						
862-000-42050	SDC Interest	70	422	-	100	100	100
862-000-48100	Interest On Investment	4,728	4,079	3,000	4,000	4,000	4,000
862-000-48140	Miscellaneous Revenue	-	-	-	-	-	-
	<b>Rev.-Miscellaneous Totals:</b>	<b>4,798</b>	<b>4,501</b>	<b>3,000</b>	<b>4,100</b>	<b>4,100</b>	<b>4,100</b>
<b>R7</b>	<b>Rev.-Transfers In</b>						
862-000-49030	From Motel Tax -510	-	-	-	62,000	62,000	62,000
862-000-49098	From NW Urban Renewal	-	5,232	-	-	-	-
862-000-49170	From Cheadle Lake URD	101,040	-	-	-	-	-
862-000-49175	From North Gateway URD	-	-	-	22,772	22,772	22,772
	<b>Rev.-Transfers In Totals:</b>	<b>101,040</b>	<b>5,232</b>	<b>-</b>	<b>84,772</b>	<b>84,772</b>	<b>84,772</b>
<b>R8</b>	<b>Rev.-Other Sources</b>						
862-000-49901	Beginning Balance	713,033	795,871	500,000	980,000	980,000	980,000
	<b>Rev.-Other Sources Totals:</b>	<b>713,033</b>	<b>795,871</b>	<b>500,000</b>	<b>980,000</b>	<b>980,000</b>	<b>980,000</b>
	<b>REVENUES TOTALS:</b>	<b>903,093</b>	<b>1,200,161</b>	<b>561,500</b>	<b>1,218,872</b>	<b>1,218,872</b>	<b>1,218,872</b>

## City of Lebanon, OR Budget Report FY 2017-18

Account	Description	2015 Actual	2016 Actual	2017 Budget	2018 Proposed	2018 Approved	2018 Adopted
<b>862</b>	<b>SDC-PARKS IMPR</b>						
<b>E2</b>	<b>Exp.-Materials &amp; Services</b>						
862-862-61131	Contract Services (PW)	-	-	-	-	-	-
862-862-61134	Contract Services (Maint)	-	-	-	-	-	-
862-862-61240	Dept/Operating Expense	-	-	-	-	-	-
	<b>Exp.-Materials &amp; Services Totals:</b>	-	-	-	-	-	-
<b>E3</b>	<b>Exp.-Capital Outlay</b>						
862-862-72300	Improvements	-	60,293	290,000	987,709	987,709	987,709
	<b>Exp.-Capital Outlay Totals:</b>	-	<b>60,293</b>	<b>290,000</b>	<b>987,709</b>	<b>987,709</b>	<b>987,709</b>
<b>E4</b>	<b>Exp.-Transfers Out</b>						
862-862-90011	To General Fund-Sal/Ben	6,182	6,664	7,799	8,391	8,391	8,391
862-862-90022	To Parks Grant Fund	-	-	-	-	-	-
862-862-90057	To Motel Tax 510 (for strawberry plaza)	-	-	238,000	-	-	-
	<b>Exp.-Transfers Out Totals:</b>	<b>6,182</b>	<b>6,664</b>	<b>245,799</b>	<b>8,391</b>	<b>8,391</b>	<b>8,391</b>
<b>E5</b>	<b>Exp.-Contingencies</b>						
862-862-80005	Operating Contingency	-	-	25,701	222,772	222,772	222,772
	<b>Exp.-Contingencies Totals:</b>	-	-	<b>25,701</b>	<b>222,772</b>	<b>222,772</b>	<b>222,772</b>
<b>EXPENDITURES TOTALS:</b>		<b>6,182</b>	<b>66,957</b>	<b>561,500</b>	<b>1,218,872</b>	<b>1,218,872</b>	<b>1,218,872</b>
<b>FUND REVENUES</b>		<b>903,093</b>	<b>1,200,161</b>	<b>561,500</b>	<b>1,218,872</b>	<b>1,218,872</b>	<b>1,218,872</b>
<b>FUND EXPENSES</b>		<b>6,182</b>	<b>66,957</b>	<b>561,500</b>	<b>1,218,872</b>	<b>1,218,872</b>	<b>1,218,872</b>
<b>SDC-PARKS IMPR Totals:</b>		<b>896,911</b>	<b>1,133,204</b>	<b>-</b>	<b>-</b>	<b>-</b>	<b>-</b>



**Copies of this report can be found at: [www.ci.lebanon.or.us](http://www.ci.lebanon.or.us)**



# **Capital Projects Fund SDC–Parks Reimbursements-863**

## **Purpose**

The purpose of this fund is to account for the revenues and expenses for Parks Systems Development Charges (SDC). In 2005, an SDC ordinance and methodology report was adopted which outlines how SDC fees are to be allocated. In 2008, a new Parks SDC methodology report and resolution was adopted which set revised rates. The City may use these funds for projects identified in the Parks SDC Plan.

## **FY2017-2018 Objective**

The objective is to fund approved park projects as indicated in the Parks Master Plan and Parks SDC Plan.

## **FY2017-2018 Staffing**

Minimal staffing is allocated to this fund to accomplish the objectives.

Note: Employee salary and benefits are budgeted in their home department for better transparency of total personnel cost, there is a budgeted transfer to cover the compensation cost based on the FTE's allocated to this fund.

## City of Lebanon, OR

### Budget Report FY 2017-18

Account	Description	2015 Actual	2016 Actual	2017 Budget	2018 Proposed	2018 Approved	2018 Adopted
<b>863</b>	<b>SDC-PARKS REIMB</b>						
<b>R1</b>	<b>Rev.-Taxes &amp; Assess</b>						
863-000-42040	SDC Princ - Assess	175	313	200	-	-	-
863-000-42045	SDC Principal	-	-	-	-	-	-
	<b>Rev.-Taxes &amp; Assess Totals:</b>	<b>175</b>	<b>313</b>	<b>200</b>	<b>-</b>	<b>-</b>	<b>-</b>
<b>R6</b>	<b>Rev.-Miscellaneous</b>						
863-000-42050	SDC Interest	1	16	-	-	-	-
863-000-48100	Interest On Investment	24	12	-	-	-	-
863-000-48140	Miscellaneous Revenue	-	-	-	-	-	-
	<b>Rev.-Miscellaneous Totals:</b>	<b>25</b>	<b>28</b>	<b>-</b>	<b>-</b>	<b>-</b>	<b>-</b>
<b>R8</b>	<b>Rev.-Other Sources</b>						
863-000-49901	Beginning Balance	2,809	3,009	-	150	150	150
	<b>Rev.-Other Sources Totals:</b>	<b>2,809</b>	<b>3,009</b>	<b>-</b>	<b>150</b>	<b>150</b>	<b>150</b>
<b>REVENUES TOTALS:</b>		<b>3,009</b>	<b>3,350</b>	<b>200</b>	<b>150</b>	<b>150</b>	<b>150</b>
<b>863</b>	<b>SDC-PARKS REIMB</b>						
<b>E2</b>	<b>Exp.-Materials &amp; Services</b>						
863-863-61240	Dept/Operating Expense	-	-	-	-	-	-
863-863-61250	Dept/Op Supplies	-	-	-	-	-	-
	<b>Exp.-Materials &amp; Services Totals:</b>	<b>-</b>	<b>-</b>	<b>-</b>	<b>-</b>	<b>-</b>	<b>-</b>
<b>E3</b>	<b>Exp.-Capital Outlay</b>						
863-863-72300	Improvements	-	3,200	-	150	150	150
	<b>Exp.-Capital Outlay Totals:</b>	<b>-</b>	<b>3,200</b>	<b>-</b>	<b>150</b>	<b>150</b>	<b>150</b>

## City of Lebanon, OR Budget Report FY 2017-18

Account	Description	2015 Actual	2016 Actual	2017 Budget	2018 Proposed	2018 Approved	2018 Adopted
E5	Exp.-Contingencies						
863-863-80005	Operating Contingency	-	-	200	-	-	-
	<b>Exp.-Contingencies Totals:</b>	-	-	200	-	-	-
	<b>EXPENDITURES TOTALS:</b>	-	3,200	200	150	150	150
	<b>FUND REVENUES</b>	3,009	3,350	200	150	150	150
	<b>FUND EXPENSES</b>	-	3,200	200	150	150	150
	<b>SDC-PARKS REIMB Totals:</b>	3,009	150	-	-	-	-



**Copies of this report can be found at: [www.ci.lebanon.or.us](http://www.ci.lebanon.or.us)**

# **Capital Projects Fund SDC–Wastewater Improvements-872**

## **Purpose**

The purpose of this fund is to account for the revenues and expenses for Parks Systems Development Charges (SDC). In 2005, an SDC ordinance and methodology report was adopted which outlines how SDC fees are to be allocated. In 2008, a new Parks SDC methodology report and resolution was adopted which set revised rates. The City may use these funds for projects identified in the Parks SDC Plan.

## **FY2017-2018 Objective**

All available funds are being set aside for future phases of the Westside Interceptor Project. The next phase is scheduled for 2018.

## **FY2017-2018 Staffing**

Minimal staffing is allocated to this fund to accomplish the objectives.

Note: Employee salary and benefits are budgeted in their home department for better transparency of total personnel cost, there is a budgeted transfer to cover the compensation cost based on the FTE's allocated to this fund.

## City of Lebanon, OR Budget Report FY 2017-18

Account	Description	2015 Actual	2016 Actual	2017 Budget	2018 Proposed	2018 Approved	2018 Adopted
<b>872</b>	<b>SDC-WASTEWATER IMPR</b>						
<b>R1</b>	<b>Rev.-Taxes &amp; Assess</b>						
872-000-42040	SDC Princ - Assess	12,558	89,644	10,000	40,000	40,000	40,000
872-000-42045	SDC Principal	68,736	120,534	25,000	125,000	125,000	125,000
	<b>Rev.-Taxes &amp; Assess Totals:</b>	<b>81,294</b>	<b>210,178</b>	<b>35,000</b>	<b>165,000</b>	<b>165,000</b>	<b>165,000</b>
<b>R6</b>	<b>Rev.-Miscellaneous</b>						
872-000-42050	SDC Interest	507	1,219	500	-	-	-
872-000-48100	Interest On Investment	4,357	8,784	1,500	4,500	4,500	4,500
872-000-48140	Miscellaneous Revenue	-	-	-	-	-	-
	<b>Rev.-Miscellaneous Totals:</b>	<b>4,864</b>	<b>10,003</b>	<b>2,000</b>	<b>4,500</b>	<b>4,500</b>	<b>4,500</b>
<b>R7</b>	<b>Rev.-Transfers In</b>						
872-000-49098	From NW Urban Renewal	17,443	-	-	-	-	-
872-000-49170	From Cheadle Lake URD	85,865	-	-	-	-	-
872-000-49175	From North Gateway URD	-	-	-	408,475	408,475	408,475
	<b>Rev.-Transfers In Totals:</b>	<b>103,308</b>	<b>-</b>	<b>-</b>	<b>408,475</b>	<b>408,475</b>	<b>408,475</b>
<b>R8</b>	<b>Rev.-Other Sources</b>						
872-000-49901	Beginning Balance	807,635	905,055	1,030,000	1,281,973	1,281,973	1,281,973
	<b>Rev.-Other Sources Totals:</b>	<b>807,635</b>	<b>905,055</b>	<b>1,030,000</b>	<b>1,281,973</b>	<b>1,281,973</b>	<b>1,281,973</b>
<b>REVENUES TOTALS:</b>		<b>997,101</b>	<b>1,125,236</b>	<b>1,067,000</b>	<b>1,859,948</b>	<b>1,859,948</b>	<b>1,859,948</b>

## City of Lebanon, OR

### Budget Report FY 2017-18

Account	Description	2015 Actual	2016 Actual	2017 Budget	2018 Proposed	2018 Approved	2018 Adopted
<b>872</b>	<b>SDC-WASTEWATER IMPR</b>						
<b>E2</b>	<b>Exp.-Materials &amp; Services</b>						
872-872-61131	Contract Services	-	-	-	-	-	-
872-872-61240	Dept/Operating Expense	-	-	-	-	-	-
	<b>Exp.-Materials &amp; Services Totals:</b>	-	-	-	-	-	-
<b>E3</b>	<b>Exp.-Capital Outlay</b>						
872-872-72300	Improvements	-	-	1,000,000	1,750,000	1,750,000	1,750,000
	<b>Exp.-Capital Outlay Totals:</b>	-	-	<b>1,000,000</b>	<b>1,750,000</b>	<b>1,750,000</b>	<b>1,750,000</b>
<b>E4</b>	<b>Exp.-Transfers Out</b>						
872-872-90010	To General Fund	-	-	-	-	-	-
872-872-90011	To General Fund-Sal/Ben	6,182	6,664	7,799	8,391	8,391	8,391
872-872-90027	To Info System Service	-	-	-	-	-	-
872-872-90105	To Eqpt Acq & Rep Fund	-	-	-	-	-	-
	<b>Exp.-Transfers Out Totals:</b>	<b>6,182</b>	<b>6,664</b>	<b>7,799</b>	<b>8,391</b>	<b>8,391</b>	<b>8,391</b>
<b>E5</b>	<b>Exp.-Contingencies</b>						
872-872-80005	Operating Contingency	-	-	59,201	101,557	101,557	101,557
	<b>Exp.-Contingencies Totals:</b>	-	-	<b>59,201</b>	<b>101,557</b>	<b>101,557</b>	<b>101,557</b>
<b>EXPENDITURES TOTALS:</b>		<b>6,182</b>	<b>6,664</b>	<b>1,067,000</b>	<b>1,859,948</b>	<b>1,859,948</b>	<b>1,859,948</b>
<b>FUND REVENUES</b>		<b>997,101</b>	<b>1,125,236</b>	<b>1,067,000</b>	<b>1,859,948</b>	<b>1,859,948</b>	<b>1,859,948</b>
<b>FUND EXPENSES</b>		<b>6,182</b>	<b>6,664</b>	<b>1,067,000</b>	<b>1,859,948</b>	<b>1,859,948</b>	<b>1,859,948</b>
<b>SDC-WASTEWATER IMPR Totals:</b>		<b>990,919</b>	<b>1,118,572</b>	<b>-</b>	<b>-</b>	<b>-</b>	<b>-</b>



**Copies of this report can be found at: [www.ci.lebanon.or.us](http://www.ci.lebanon.or.us)**



# **Capital Projects Fund**

## **SDC–Wastewater Reimbursements-873**

### **Purpose**

This budget department accounts for the Wastewater Systems Development Charges (SDC) reimbursement fee portion collected under the current ordinance. In 2005, an SDC ordinance and methodology report was adopted which outlines how SDC fees are to be allocated. In 2008, a new Wastewater SDC methodology report and resolution was adopted which set revised rates. Part of the new Wastewater SDC fee reimburses the City for specific completed qualifying extra-capacity wastewater projects that were funded without SDC.

### **FY2017-2018 Objective**

All available funds are being set aside for future phases of the Westside Interceptor Project. The next phase is scheduled for 2018.

### **FY2017-2018 Staffing**

Minimal staffing is allocated to this fund to accomplish the objectives.

Note: Employee salary and benefits are budgeted in their home department for better transparency of total personnel cost, there is a budgeted transfer to cover the compensation cost based on the FTE's allocated to this fund.

## City of Lebanon, OR Budget Report FY 2017-18

Account	Description	2015 Actual	2016 Actual	2017 Budget	2018 Proposed	2018 Approved	2018 Adopted
<b>873</b>	<b>SDC-WASTEWATER REIMB</b>						
<b>R1</b>	<b>Rev.-Taxes &amp; Assess</b>						
873-000-42040	SDC Princ - Assess	2,209	8,180	2,000	70,000	70,000	70,000
873-000-42045	SDC Principal	12,092	20,619	5,000	22,000	22,000	22,000
	<b>Rev.-Taxes &amp; Assess Totals:</b>	<b>14,301</b>	<b>28,799</b>	<b>7,000</b>	<b>92,000</b>	<b>92,000</b>	<b>92,000</b>
<b>R6</b>	<b>Rev.-Miscellaneous</b>						
873-000-42050	SDC Interest	88	215	-	150	150	150
873-000-48100	Interest On Investment	1,894	3,175	750	1,500	1,500	1,500
873-000-48140	Miscellaneous Revenue	-	-	-	-	-	-
	<b>Rev.-Miscellaneous Totals:</b>	<b>1,982</b>	<b>3,390</b>	<b>750</b>	<b>1,650</b>	<b>1,650</b>	<b>1,650</b>
<b>R8</b>	<b>Rev.-Other Sources</b>						
873-000-49901	Beginning Balance	227,498	243,782	250,000	369,470	369,470	369,470
	<b>Rev.-Other Sources Totals:</b>	<b>227,498</b>	<b>243,782</b>	<b>250,000</b>	<b>369,470</b>	<b>369,470</b>	<b>369,470</b>
<b>REVENUES TOTALS:</b>		<b>243,781</b>	<b>275,971</b>	<b>257,750</b>	<b>463,120</b>	<b>463,120</b>	<b>463,120</b>
<b>873</b>	<b>SDC-WASTEWATER REIMB</b>						
<b>E2</b>	<b>Exp.-Materials &amp; Services</b>						
873-873-61240	Dept/Operating Expense	-	-	-	-	-	-
873-873-61250	Dept/Op Supplies	-	-	-	-	-	-
	<b>Exp.-Materials &amp; Services Totals:</b>	<b>-</b>	<b>-</b>	<b>-</b>	<b>-</b>	<b>-</b>	<b>-</b>
<b>E3</b>	<b>Exp.-Capital Outlay</b>						
873-873-72300	Improvements	-	-	250,000	400,000	400,000	400,000
	<b>Exp.-Capital Outlay Totals:</b>	<b>-</b>	<b>-</b>	<b>250,000</b>	<b>400,000</b>	<b>400,000</b>	<b>400,000</b>

## City of Lebanon, OR Budget Report FY 2017-18

Account	Description	2015 Actual	2016 Actual	2017 Budget	2018 Proposed	2018 Approved	2018 Adopted
<b>E5</b>	<b>Exp.-Contingencies</b>			-			
873-873-80005	Operating Contingency	-	-	7,750	63,120	63,120	63,120
	<b>Exp.-Contingencies Totals:</b>	-	-	7,750	63,120	63,120	63,120
	<b>EXPENDITURES TOTALS:</b>	-	-	257,750	463,120	463,120	463,120
	<b>FUND REVENUES</b>	243,781	275,971	257,750	463,120	463,120	463,120
	<b>FUND EXPENSES</b>	-	-	257,750	463,120	463,120	463,120
	<b>SDC-WASTEWATER REIMB Totals:</b>	243,781	275,971	-	-	-	-



**Copies of this report can be found at: [www.ci.lebanon.or.us](http://www.ci.lebanon.or.us)**

# **Capital Projects Fund SDC–Streets Improvements-882**

## **Purpose**

The purpose of this fund is to account for the revenues and expenses for Street Systems Development Charges (SDC). In 2005, an SDC ordinance and methodology report was adopted which outlines how SDC fees are to be allocated. In 2008, a new Street SDC methodology report and resolution was adopted which set revised rates. The City may use these funds for projects identified in the Street SDC Plan.

## **FY2017-2018 Objective**

Available funds will be used on SDC eligible projects as they arise.

## **FY2017-2018 Staffing**

Minimal staffing is allocated to this fund to accomplish the objectives.

Note: Employee salary and benefits are budgeted in their home department for better transparency of total personnel cost, there is a budgeted transfer to cover the compensation cost based on the FTE's allocated to this fund.

## City of Lebanon, OR Budget Report FY 2017-18

Account	Description	2015 Actual	2016 Actual	2017 Budget	2018 Proposed	2018 Approved	2018 Adopted
<b>882</b>	<b>SDC-STREET IMPR</b>						
<b>R1</b>	<b>Rev.-Taxes &amp; Assess</b>						
882-000-42040	SDC Princ - Assess	69,302	694,853	130,000	200,000	200,000	200,000
882-000-42045	SDC Principal	37,820	112,987	60,000	135,000	135,000	135,000
	<b>Rev.-Taxes &amp; Assess Totals:</b>	<b>107,122</b>	<b>807,840</b>	<b>190,000</b>	<b>335,000</b>	<b>335,000</b>	<b>335,000</b>
<b>R6</b>	<b>Rev.-Miscellaneous</b>						
882-000-42050	SDC Interest	2,850	3,838	1,500	4,500	4,500	4,500
882-000-48100	Interest On Investment	9,698	16,913	5,000	1,500	1,500	1,500
882-000-48140	Miscellaneous Revenue	-	-	-	-	-	-
	<b>Rev.-Miscellaneous Totals:</b>	<b>12,548</b>	<b>20,751</b>	<b>6,500</b>	<b>6,000</b>	<b>6,000</b>	<b>6,000</b>
<b>R7</b>	<b>Rev.-Transfers In</b>						
882-000-49098	From NW Urban Renewal	-	10,154	-	-	-	-
882-000-49170	From Cheadle Lake URD	44,019	-	-	-	-	-
882-000-49175	From North Gateway URD	-	-	-	27,544	27,544	27,544
	<b>Rev.-Transfers In Totals:</b>	<b>44,019</b>	<b>10,154</b>	<b>-</b>	<b>27,544</b>	<b>27,544</b>	<b>27,544</b>
<b>R8</b>	<b>Rev.-Other Sources</b>						
882-000-49901	Beginning Balance	1,641,280	1,584,770	1,700,000	2,410,000	2,410,000	2,410,000
	<b>Rev.-Other Sources Totals:</b>	<b>1,641,280</b>	<b>1,584,770</b>	<b>1,700,000</b>	<b>2,410,000</b>	<b>2,410,000</b>	<b>2,410,000</b>
	<b>REVENUES TOTALS:</b>	<b>1,804,969</b>	<b>2,423,515</b>	<b>1,896,500</b>	<b>2,778,544</b>	<b>2,778,544</b>	<b>2,778,544</b>
<b>882</b>	<b>SDC-STREET IMPR</b>						
<b>E2</b>	<b>Exp.-Materials &amp; Services</b>						
882-882-61011	Advertising (Eng)	-	-	-	-	-	-
882-882-61133	Contract Serv (Eng)	-	-	-	-	-	-
882-882-61240	Dept/Operating Expense	-	-	-	-	-	-
	<b>Exp.-Materials &amp; Services Totals:</b>	<b>-</b>	<b>-</b>	<b>-</b>	<b>-</b>	<b>-</b>	<b>-</b>

## City of Lebanon, OR Budget Report FY 2017-18

Account	Description	2015 Actual	2016 Actual	2017 Budget	2018 Proposed	2018 Approved	2018 Adopted
<b>E3</b>	<b>Exp.-Capital Outlay</b>						
882-882-72300	Improvements	170,000	106,510	1,700,000	2,600,000	2,600,000	2,600,000
	<b>Exp.-Capital Outlay Totals:</b>	<b>170,000</b>	<b>106,510</b>	<b>1,700,000</b>	<b>2,600,000</b>	<b>2,600,000</b>	<b>2,600,000</b>
<b>E4</b>	<b>Exp.-Transfers Out</b>						
882-882-90011	To General Fund-Sal/Ben	6,181	6,663	7,799	8,391	8,391	8,391
882-882-90027	To Info System Service	-	-	-	-	-	-
	<b>Exp.-Transfers Out Totals:</b>	<b>6,181</b>	<b>6,663</b>	<b>7,799</b>	<b>8,391</b>	<b>8,391</b>	<b>8,391</b>
<b>E5</b>	<b>Exp.-Contingencies</b>						
882-882-80005	Operating Contingency	-	-	188,701	170,153	170,153	170,153
882-882-80032	Res - Safeway	-	-	-	-	-	-
	<b>Exp.-Contingencies Totals:</b>	<b>-</b>	<b>-</b>	<b>188,701</b>	<b>170,153</b>	<b>170,153</b>	<b>170,153</b>
<b>EXPENDITURES TOTALS:</b>		<b>176,181</b>	<b>113,173</b>	<b>1,896,500</b>	<b>2,778,544</b>	<b>2,778,544</b>	<b>2,778,544</b>
<b>FUND REVENUES</b>		<b>1,804,969</b>	<b>2,423,515</b>	<b>1,896,500</b>	<b>2,778,544</b>	<b>2,778,544</b>	<b>2,778,544</b>
<b>FUND EXPENSES</b>		<b>176,181</b>	<b>113,173</b>	<b>1,896,500</b>	<b>2,778,544</b>	<b>2,778,544</b>	<b>2,778,544</b>
<b>SDC-STREET IMPR Totals:</b>		<b>1,628,788</b>	<b>2,310,342</b>	<b>-</b>	<b>-</b>	<b>-</b>	<b>-</b>



**Copies of this report can be found at: [www.ci.lebanon.or.us](http://www.ci.lebanon.or.us)**



# **Capital Projects Fund**

## **SDC—Streets Reimbursements-883**

### **Purpose**

This budget department accounts for the Street Systems Development Charges (SDC) reimbursement fee portion collected under the current ordinance. In 2005, an SDC ordinance and methodology report was adopted which outlines how SDC fees are to be allocated. In 2008, a new Street SDC methodology report and resolution was adopted which set revised rates. Part of the new Street SDC fee reimburses the City for specific completed qualifying extra-capacity street projects that were funded without SDC.

### **FY2017-2018 Objective**

Funds will be used for eligible street and bridge projects.

### **FY2017-2018 Staffing**

Minimal staffing is allocated to this fund to accomplish the objectives.

Note: Employee salary and benefits are budgeted in their home department for better transparency of total personnel cost, there is a budgeted transfer to cover the compensation cost based on the FTE's allocated to this fund.

## City of Lebanon, OR

### Budget Report FY 2017-18

Account	Description	2015 Actual	2016 Actual	2017 Budget	2018 Proposed	2018 Approved	2018 Adopted
<b>883 SDC-STREET REIMB</b>							
<b>R1</b>	<b>Rev.-Taxes &amp; Assess</b>						
883-000-42040	SDC Princ - Assess	9,904	33,394	20,000	30,000	30,000	30,000
883-000-42045	SDC Principal	9,278	24,005	9,000	21,000	21,000	21,000
	<b>Rev.-Taxes &amp; Assess Totals:</b>	<b>19,182</b>	<b>57,399</b>	<b>29,000</b>	<b>51,000</b>	<b>51,000</b>	<b>51,000</b>
<b>R6</b>	<b>Rev.-Miscellaneous</b>						
883-000-42050	SDC Interest	408	553	200	500	500	500
883-000-48100	Interest On Investment	395	766	200	500	500	500
883-000-48140	Miscellaneous Revenue	-	-	-	-	-	-
	<b>Rev.-Miscellaneous Totals:</b>	<b>803</b>	<b>1,319</b>	<b>400</b>	<b>1,000</b>	<b>1,000</b>	<b>1,000</b>
<b>R8</b>	<b>Rev.-Other Sources</b>						
883-000-49901	Beginning Balance	43,334	43,736	50,000	97,161	97,161	97,161
	<b>Rev.-Other Sources Totals:</b>	<b>43,334</b>	<b>43,736</b>	<b>50,000</b>	<b>97,161</b>	<b>97,161</b>	<b>97,161</b>
<b>REVENUES TOTALS:</b>		<b>63,319</b>	<b>102,454</b>	<b>79,400</b>	<b>149,161</b>	<b>149,161</b>	<b>149,161</b>
<b>883 SDC-STREET REIMB</b>							
<b>E2</b>	<b>Exp.-Materials &amp; Services</b>						
883-883-61240	Dept/Operating Expense	-	-	-	-	-	-
883-883-61250	Dept/Op Supplies	-	-	-	-	-	-
	<b>Exp.-Materials &amp; Services Totals:</b>	<b>-</b>	<b>-</b>	<b>-</b>	<b>-</b>	<b>-</b>	<b>-</b>
<b>E3</b>	<b>Exp.-Capital Outlay</b>						
883-883-72300	Improvements	19,583	21,249	35,000	100,000	100,000	100,000
	<b>Exp.-Capital Outlay Totals:</b>	<b>19,583</b>	<b>21,249</b>	<b>35,000</b>	<b>100,000</b>	<b>100,000</b>	<b>100,000</b>

## City of Lebanon, OR Budget Report FY 2017-18

Account	Description	2015 Actual	2016 Actual	2017 Budget	2018 Proposed	2018 Approved	2018 Adopted
<b>E5</b>	<b>Exp.-Contingencies</b>						
883-883-80005	Operating Contingency	-	-	44,400	49,161	49,161	49,161
	<b>Exp.-Contingencies Totals:</b>	-	-	<b>44,400</b>	<b>49,161</b>	<b>49,161</b>	<b>49,161</b>
<b>EXPENDITURES TOTALS:</b>		<b>19,583</b>	<b>21,249</b>	<b>79,400</b>	<b>149,161</b>	<b>149,161</b>	<b>149,161</b>
<b>FUND REVENUES</b>		<b>63,319</b>	<b>102,454</b>	<b>79,400</b>	<b>149,161</b>	<b>149,161</b>	<b>149,161</b>
<b>FUND EXPENSES</b>		<b>19,583</b>	<b>21,249</b>	<b>79,400</b>	<b>149,161</b>	<b>149,161</b>	<b>149,161</b>
<b>SDC-STREET REIMBURSEMENT Total</b>		<b>43,736</b>	<b>81,205</b>	-	-	-	-



**Copies of this report can be found at: [www.ci.lebanon.or.us](http://www.ci.lebanon.or.us)**

# **Capital Projects Fund SDC–Water Improvements-892**

## **Purpose**

The purpose of this fund is to account for the revenues and expenses for Water Systems Development Charges (SDC). In 2005, an SDC ordinance and methodology report was adopted which outlines how SDC fees are to be allocated. In 2008, a new Water SDC methodology report and resolution was adopted which set revised rates. The City may use these funds for projects identified in the Water SDC Plan.

## **FY2017-2018 Objective**

Available funds will be used for the New Water Treatment plant and Intake Project.

## **FY2017-2018 Staffing**

Minimal staffing is allocated to this fund to accomplish the objectives.

Note: Employee salary and benefits are budgeted in their home department for better transparency of total personnel cost, there is a budgeted transfer to cover the compensation cost based on the FTE's allocated to this fund.

## City of Lebanon, OR Budget Report FY 2017-18

Account	Description	2015 Actual	2016 Actual	2017 Budget	2018 Proposed	2018 Approved	2018 Adopted
<b>892</b>	<b>SDC-WATER IMPR</b>						
<b>R1</b>	<b>Rev.-Taxes &amp; Assess</b>						
892-000-42040	SDC Princ - Assess	8,713	66,637	18,000	25,000	25,000	25,000
892-000-42045	SDC Principal	45,887	93,154	25,000	90,000	90,000	90,000
	<b>Rev.-Taxes &amp; Assess Totals:</b>	<b>54,600</b>	<b>159,791</b>	<b>43,000</b>	<b>115,000</b>	<b>115,000</b>	<b>115,000</b>
<b>R6</b>	<b>Rev.-Miscellaneous</b>						
892-000-42050	SDC Interest	352	827	200	500	500	500
892-000-48100	Interest On Investment	1,631	3,928	500	2,000	2,000	2,000
892-000-48140	Miscellaneous Revenue	-	-	-	-	-	-
	<b>Rev.-Miscellaneous Totals:</b>	<b>1,983</b>	<b>4,755</b>	<b>700</b>	<b>2,500</b>	<b>2,500</b>	<b>2,500</b>
<b>R7</b>	<b>Rev.-Transfers In</b>						
892-000-49098	From NW Urban Renewal	9,955	-	-	-	-	-
892-000-49170	From Cheadle Lake URD	61,230	-	-	-	-	-
892-000-49175	From North Gateway URD	-	-	259,136	57,350	57,350	57,350
	<b>Rev.-Transfers In Totals:</b>	<b>71,185</b>	<b>-</b>	<b>259,136</b>	<b>57,350</b>	<b>57,350</b>	<b>57,350</b>
<b>R8</b>	<b>Rev.-Other Sources</b>						
892-000-49901	Beginning Balance	416,173	476,529	560,000	1,007,549	1,007,549	1,007,549
	<b>Rev.-Other Sources Totals:</b>	<b>416,173</b>	<b>476,529</b>	<b>560,000</b>	<b>1,007,549</b>	<b>1,007,549</b>	<b>1,007,549</b>
<b>REVENUES TOTALS:</b>		<b>543,941</b>	<b>641,075</b>	<b>862,836</b>	<b>1,182,399</b>	<b>1,182,399</b>	<b>1,182,399</b>
<b>892</b>	<b>SDC-WATER IMPR</b>						
<b>E2</b>	<b>Exp.-Materials &amp; Services</b>						
892-892-61011	Advertising (Eng)	-	-	-	-	-	-
892-892-61133	Contract Serv (Eng)	-	-	-	-	-	-
892-892-61240	Dept/Operating Expense	-	-	-	-	-	-
	<b>Exp.-Materials &amp; Services Totals:</b>	<b>-</b>	<b>-</b>	<b>-</b>	<b>-</b>	<b>-</b>	<b>-</b>

## City of Lebanon, OR Budget Report FY 2017-18

Account	Description	2015 Actual	2016 Actual	2017 Budget	2018 Proposed	2018 Approved	2018 Adopted
<b>E3</b>	<b>Exp.-Capital Outlay</b>						
892-892-72300	Improvements	-	-	809,136	1,107,350	1,107,350	1,107,350
	<b>Exp.-Capital Outlay Totals:</b>	-	-	<b>809,136</b>	<b>1,107,350</b>	<b>1,107,350</b>	<b>1,107,350</b>
<b>E4</b>	<b>Exp.-Transfers Out</b>						
892-892-90010	To General Fund	-	-	-	-	-	-
892-892-90011	To General Fund-Sal/Ben	6,181	6,663	7,799	8,390	8,390	8,390
892-892-90027	To Info System Service	-	-	-	-	-	-
	<b>Exp.-Transfers Out Totals:</b>	<b>6,181</b>	<b>6,663</b>	<b>7,799</b>	<b>8,390</b>	<b>8,390</b>	<b>8,390</b>
<b>E5</b>	<b>Exp.-Contingencies</b>						
892-892-80005	Operating Contingency	-	-	45,901	66,659	66,659	66,659
	<b>Exp.-Contingencies Totals:</b>	-	-	<b>45,901</b>	<b>66,659</b>	<b>66,659</b>	<b>66,659</b>
<b>EXPENDITURES TOTALS:</b>		<b>6,181</b>	<b>6,663</b>	<b>862,836</b>	<b>1,182,399</b>	<b>1,182,399</b>	<b>1,182,399</b>
<b>FUND REVENUES</b>		<b>543,941</b>	<b>641,075</b>	<b>862,836</b>	<b>1,182,399</b>	<b>1,182,399</b>	<b>1,182,399</b>
<b>FUND EXPENSES</b>		<b>6,181</b>	<b>6,663</b>	<b>862,836</b>	<b>1,182,399</b>	<b>1,182,399</b>	<b>1,182,399</b>
<b>SDC-WATER IMPR Totals:</b>		<b>537,760</b>	<b>634,412</b>	-	-	-	-

# **Capital Projects Fund**

## **SDC–Water Reimbursements-893**

### **Purpose**

This budget department accounts for the Water Systems Development Charges (SDC) reimbursement fee portion collected under the current ordinance. In 2005, an SDC ordinance and methodology report was adopted which outlines how SDC fees are to be allocated. In 2008, a new Water SDC methodology report and resolution was adopted which set revised rates. Part of the new Water SDC fee reimburses the City for specific completed qualifying extra-capacity water projects that were funded without SDC.

### **FY2017-2018 Objective**

Funds will be used for eligible waterline replacement projects and the New Water Treatment Plant.

### **FY2017-2018 Staffing**

Minimal staffing is allocated to this fund to accomplish the objectives.

Note: Employee salary and benefits are budgeted in their home department for better transparency of total personnel cost, there is a budgeted transfer to cover the compensation cost based on the FTE's allocated to this fund.



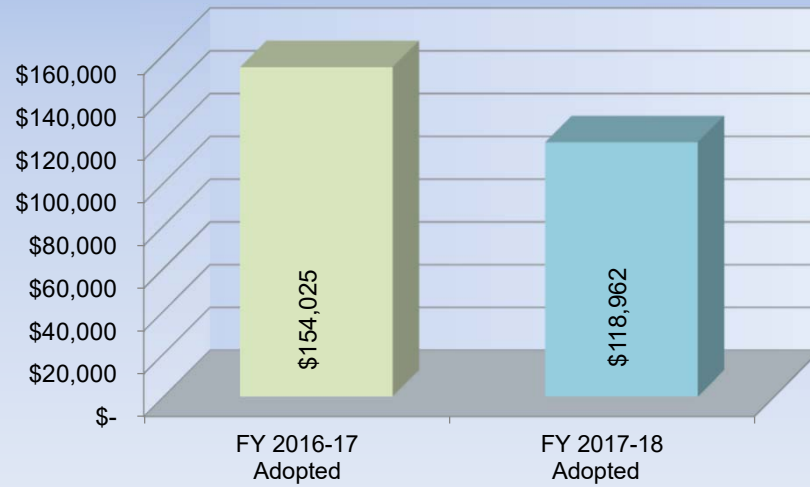
## City of Lebanon, OR Budget Report FY 2017-18

Account	Description	2015 Actual	2016 Actual	2017 Budget	2018 Proposed	2018 Approved	2018 Adopted
<b>893</b>	<b>SDC-WATER REIMB</b>						
<b>R1</b>	<b>Rev.-Taxes &amp; Assess</b>						
893-000-42040	SDC Princ - Assess	66	519	175	150	150	150
893-000-42045	SDC Principal	113	508	120	550	550	550
	<b>Rev.-Taxes &amp; Assess Totals:</b>	<b>179</b>	<b>1,027</b>	<b>295</b>	<b>700</b>	<b>700</b>	<b>700</b>
<b>R6</b>	<b>Rev.-Miscellaneous</b>						
893-000-42050	SDC Interest	2	5	-	-	-	-
893-000-48100	Interest On Investment	201	314	100	125	125	125
893-000-48140	Miscellaneous Revenue	-	-	-	-	-	-
	<b>Rev.-Miscellaneous Totals:</b>	<b>203</b>	<b>319</b>	<b>100</b>	<b>125</b>	<b>125</b>	<b>125</b>
<b>R8</b>	<b>Rev.-Other Sources</b>						
893-000-49901	Beginning Balance	24,861	25,243	24,000	27,403	27,403	27,403
	<b>Rev.-Other Sources Totals:</b>	<b>24,861</b>	<b>25,243</b>	<b>24,000</b>	<b>27,403</b>	<b>27,403</b>	<b>27,403</b>
<b>REVENUES TOTALS:</b>		<b>25,243</b>	<b>26,589</b>	<b>24,395</b>	<b>28,228</b>	<b>28,228</b>	<b>28,228</b>
<b>893</b>	<b>SDC-WATER REIMB</b>						
<b>E2</b>	<b>Exp.-Materials &amp; Services</b>						
893-893-61240	Dept/Operating Expense	-	-	-	-	-	-
893-893-61250	Dept/Op Supplies	-	-	-	-	-	-
	<b>Exp.-Materials &amp; Services Totals:</b>	<b>-</b>	<b>-</b>	<b>-</b>	<b>-</b>	<b>-</b>	<b>-</b>

**City of Lebanon, OR**  
**Budget Report FY 2017-18**

<b>Account</b>	<b>Description</b>	<b>2015 Actual</b>	<b>2016 Actual</b>	<b>2017 Budget</b>	<b>2018 Proposed</b>	<b>2018 Approved</b>	<b>2018 Adopted</b>
<b>E3</b>	<b>Exp.-Capital Outlay</b>						
893-893-72300	Improvements	-	-	23,000	27,000	27,000	27,000
	<b>Exp.-Capital Outlay Totals:</b>	-	-	<b>23,000</b>	<b>27,000</b>	<b>27,000</b>	<b>27,000</b>
<b>E5</b>	<b>Exp.-Contingencies</b>						
893-893-80005	Operating Contingency	-	-	1,395	1,228	1,228	1,228
	<b>Exp.-Contingencies Totals:</b>	-	-	<b>1,395</b>	<b>1,228</b>	<b>1,228</b>	<b>1,228</b>
<b>EXPENDITURES TOTALS:</b>		-	-	<b>24,395</b>	<b>28,228</b>	<b>28,228</b>	<b>28,228</b>
<b>FUND REVENUES</b>		<b>25,243</b>	<b>26,589</b>	<b>24,395</b>	<b>28,228</b>	<b>28,228</b>	<b>28,228</b>
<b>FUND EXPENSES</b>		-	-	<b>24,395</b>	<b>28,228</b>	<b>28,228</b>	<b>28,228</b>
<b>SDC-WATER REIMB Totals:</b>		<b>25,243</b>	<b>26,589</b>	-	-	-	-

### Trust Fund Budget Comparson



#### FY 2017-18 Adopted

Personnel Services	\$	-	Transfers Out	\$	-
Materials & Services	\$	118,962	Contingencies	\$	-
Capital Outlay	\$	-	Other Financing Uses	\$	-
Debt Service	\$	-	Unappropriated	\$	-

#### FY 2016-17 Adopted

Personnel Services	\$	-	Transfers Out	\$	-
Materials & Services	\$	154,025	Contingencies	\$	-
Capital Outlay	\$	-	Other Financing Uses	\$	-
Debt Service	\$	-	Unappropriated	\$	-

# **TRUST & AGENCY FUND**

## **Municipal Court-Bail-910**

### **Purpose**

The Municipal Court-Bail Trust provides the budget authority for administration of the funds collected from clients of the Municipal Court.

The Municipal Court-Bail Trust is used for holding funds in trust that are received from clients of the Municipal Court. Once a disposition is made on a case, the funds can be allocated to the City and State; to victims as court-ordered restitution; to help offset court appointed attorney fees; or returned in whole, or in part, to the person who paid it. This fund may be thought of as a “clearing account” since all that goes in, must be distributed back out.

### **FY2016-2017 Objective**

The objective of the Municipal Court-Bail Trust fund is to provide an accounting for funds collected from clients of the Municipal Court

### **FY2016-2017 Staffing**

No staff is allocated to this fund.

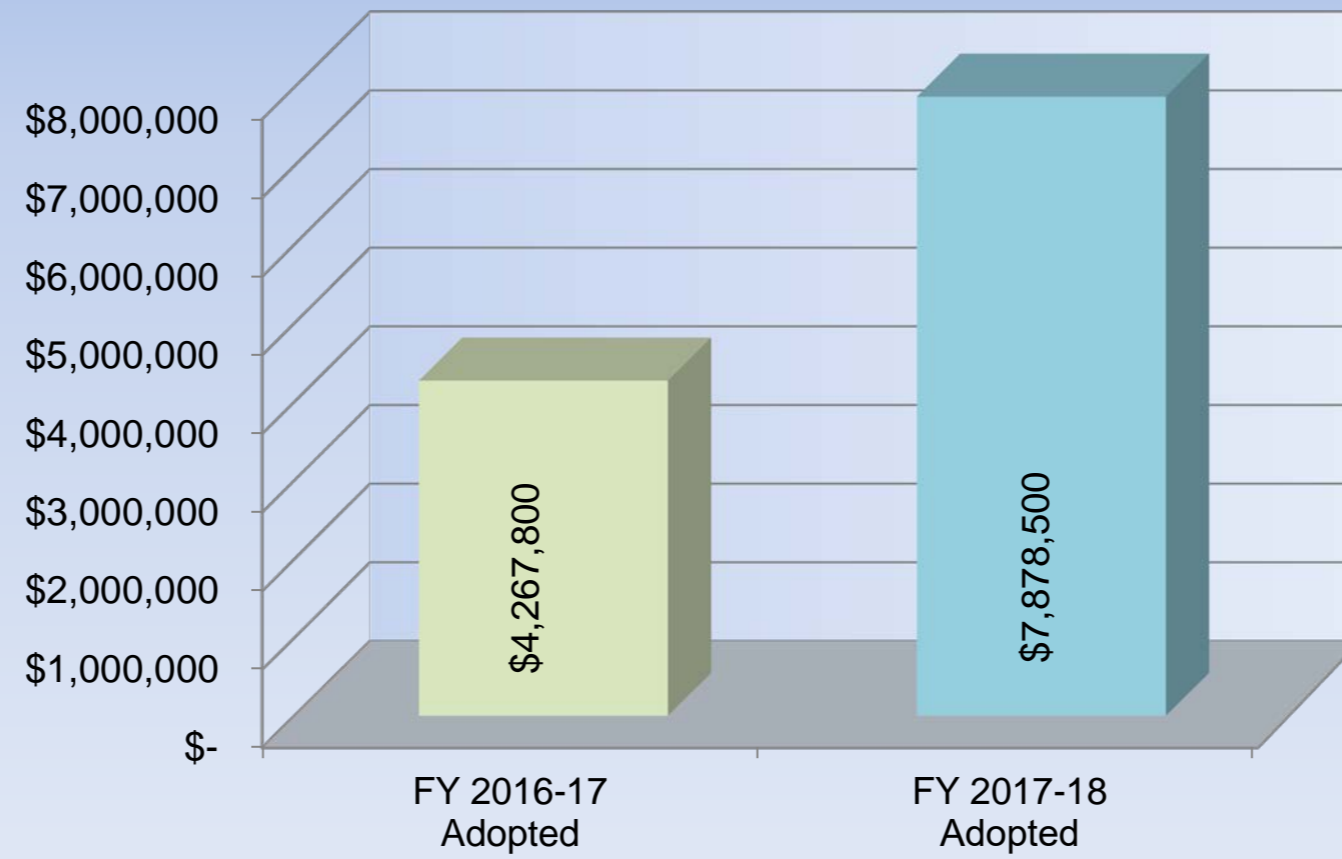
## City of Lebanon, OR Budget Report FY 2017-18

Account	Description	2015 Actual	2016 Actual	2017 Budget	2018 Proposed	2018 Approved	2018 Adopted
<b>910</b>	<b>BAIL</b>						
<b>R3</b>	<b>Rev.-Fines &amp; Forfeits</b>						
910-000-48240	Suspense-Bail	21,059	19,485	65,000	35,000	35,000	35,000
910-000-48241	Susp-Co. Assess.	3,417	2,085	1,000	1,500	1,500	1,500
910-000-48242	Susp-ODR Alch Assess	1,846	25	25	100	100	100
910-000-48243	Susp-Alch Eval	125	-	-	-	-	-
910-000-48244	Susp-Ct Appt Attorn	10,465	12,792	10,000	14,000	14,000	14,000
910-000-48245	Susp-Mj. Assess	-	-	-	-	-	-
910-000-48246	Susp-LEMLA	519	404	200	300	300	300
910-000-48247	Susp-Unitary Assess	12,346	8,299	6,300	6,500	6,500	6,500
910-000-48248	Susp-MHD Alch Assess	166	-	-	-	-	-
910-000-48250	Susp-County (2013)	12,927	12,682	10,000	8,000	8,000	8,000
910-000-48271	Susp-State Criminal Fines	69,185	54,362	57,000	55,000	55,000	55,000
910-000-48272	Susp-Court Security Assess	1,159	5,117	400	500	500	500
	<b>Rev.-Fines &amp; Forfeits Totals:</b>	<b>133,214</b>	<b>115,251</b>	<b>149,925</b>	<b>120,900</b>	<b>120,900</b>	<b>120,900</b>
<b>R6</b>	<b>Rev.-Miscellaneous</b>						
910-000-48249	Susp-Collections	-	-	-	-	-	-
	<b>Rev.-Miscellaneous Totals:</b>	<b>-</b>	<b>-</b>	<b>-</b>	<b>-</b>	<b>-</b>	<b>-</b>
<b>R8</b>	<b>Rev.-Other Sources</b>						
910-000-49901	Beginning Balance	(1,499)	(225)	4,100	(1,938)	(1,938)	(1,938)
	<b>Rev.-Other Sources Totals:</b>	<b>(1,499)</b>	<b>(225)</b>	<b>4,100</b>	<b>(1,938)</b>	<b>(1,938)</b>	<b>(1,938)</b>
<b>REVENUES TOTALS:</b>		<b>131,715</b>	<b>115,026</b>	<b>154,025</b>	<b>118,962</b>	<b>118,962</b>	<b>118,962</b>

## City of Lebanon, OR Budget Report FY 2017-18

Account	Description	2015 Actual	2016 Actual	2017 Budget	2018 Proposed	2018 Approved	2018 Adopted
<b>910</b>	<b>BAIL</b>						
<b>E2</b>	<b>Exp.-Materials &amp; Services</b>						
910-910-61850	Refunds	16,881	20,434	69,100	33,062	33,062	33,062
910-910-61950	PSTA	-	-	-	-	-	-
910-910-61951	Linn Co. Assess.	3,417	2,085	1,000	1,500	1,500	1,500
910-910-61952	ODR Alch. Assess.	1,846	25	25	100	100	100
910-910-61953	Alcohol Evaluators	-	-	-	-	-	-
910-910-61954	Ct. Appoint. Attorn.	9,085	13,555	10,000	14,000	14,000	14,000
910-910-61955	Marijuana Assess.	-	-	-	-	-	-
910-910-61956	LEMLA	519	404	200	300	300	300
910-910-61957	Unitary Assess	12,346	8,299	6,300	6,500	6,500	6,500
910-910-61958	MHD Alch Assess	166	-	-	-	-	-
910-910-61959	Collections	-	-	-	-	-	-
910-910-61960	Mj. Div Fee Surcharge	-	-	-	-	-	-
910-910-61961	State Criminal Fines	69,185	58,843	57,000	55,000	55,000	55,000
910-910-61962	Court Security Assess	1,195	637	400	500	500	500
910-910-61963	County (2013)	12,927	12,682	10,000	8,000	8,000	8,000
	<b>Exp.-Materials &amp; Services Totals:</b>	<b>127,567</b>	<b>116,964</b>	<b>154,025</b>	<b>118,962</b>	<b>118,962</b>	<b>118,962</b>
<b>E4</b>	<b>Exp.-Transfers Out</b>						
910-910-90010	To General Fund	-	-	-	-	-	-
	<b>Exp.-Transfers Out Totals:</b>	<b>-</b>	<b>-</b>	<b>-</b>	<b>-</b>	<b>-</b>	<b>-</b>
	<b>EXPENDITURES TOTALS:</b>	<b>127,567</b>	<b>116,964</b>	<b>154,025</b>	<b>118,962</b>	<b>118,962</b>	<b>118,962</b>
	<b>FUND REVENUES</b>	<b>131,715</b>	<b>115,026</b>	<b>154,025</b>	<b>118,962</b>	<b>118,962</b>	<b>118,962</b>
	<b>FUND EXPENSES</b>	<b>127,567</b>	<b>116,964</b>	<b>154,025</b>	<b>118,962</b>	<b>118,962</b>	<b>118,962</b>
	<b>BAIL Totals:</b>	<b>4,148</b>	<b>(1,938)</b>	<b>-</b>	<b>-</b>	<b>-</b>	<b>-</b>

### Urban Renewal Funds Budget Comparson



**FY 2017-18 Adopted**

Personnel Services	\$ -	Transfers Out	\$ 1,820,755
Materials & Services	\$ 20,000	Contingencies	\$ 1,354,339
Capital Outlay	\$ 3,450,000	Other Financing Uses	\$ -
Debt Service	\$ 1,233,406	Unappropriated	\$ -

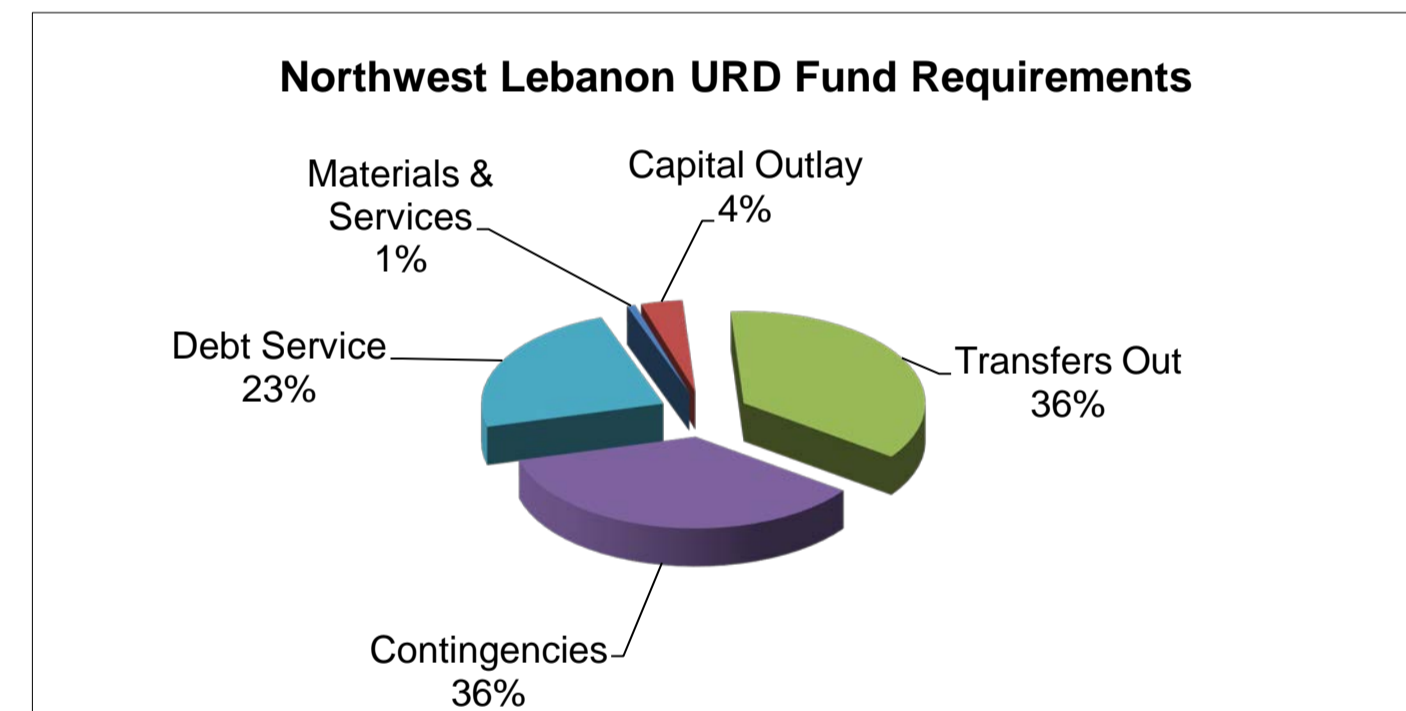
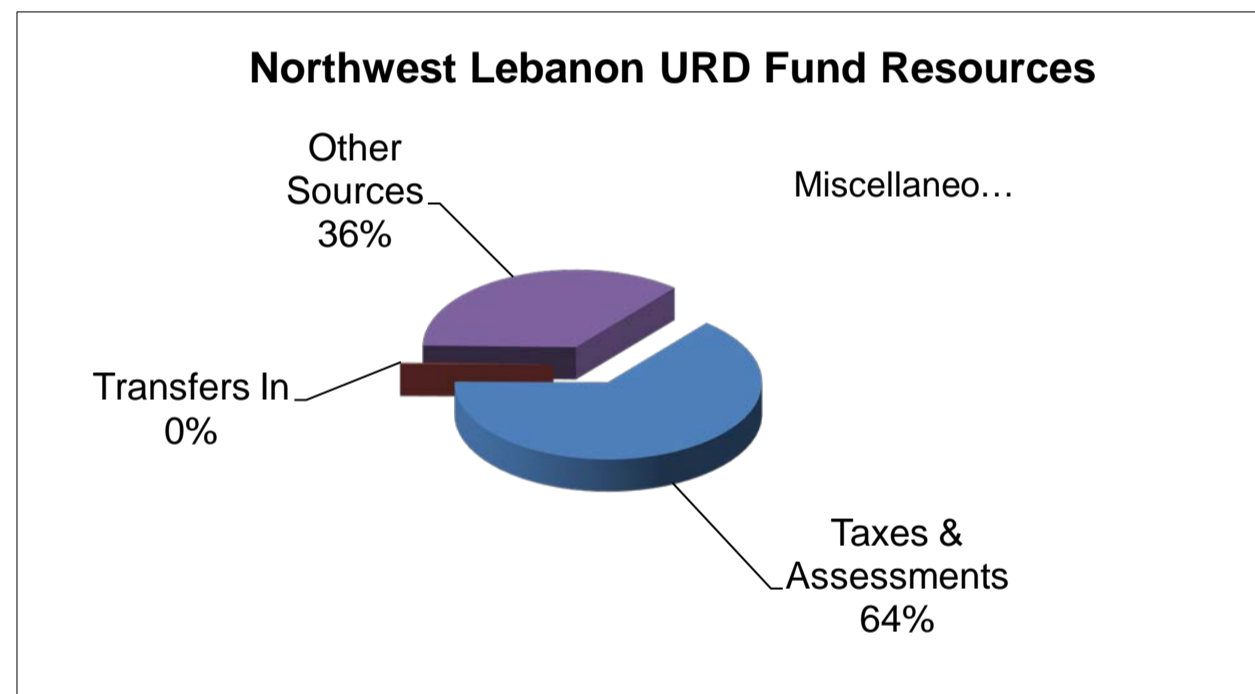
**FY 2016-17 Adopted**

Personnel Services	\$ -	Transfers Out	\$ 1,560,566
Materials & Services	\$ 106,711	Contingencies	\$ 358,812
Capital Outlay	\$ 1,262,002	Other Financing Uses	\$ -
Debt Service	\$ 979,709	Unappropriated	\$ -

**NORTHWEST LEBANON URBAN RENEWAL DISTRICT**  
**Adopted for the Fiscal Year 2017-18**

<b>RESOURCES</b>	
Taxes & Assessments	\$ 1,735,000
Licenses & Permits	-
Fines & Forfeits	-
Intergovernmental	-
Charges for Services	-
Miscellaneous	5,000
Transfers In	-
Other Sources	970,000
Internal Charges	-
<b>Total Resources</b>	<b>\$ 2,710,000</b>

<b>REQUIREMENTS</b>	
Personal Services	\$ -
Materials & Services	20,000
Capital Outlay	100,000
Transfers Out	977,393
Contingencies	975,241
Debt Service	637,366
Unappropriated	-
	<hr/>
	<b>\$ 2,710,000</b>



**Adopted Requirements by Department and Type**

Dept-Activity	Personal Services	Materials & Services	Capital Outlay	Interfund Transfers	Contingency Fund	Debt Service	Unapprop	Adopted Budget	Percent of Fund Budget
925-Northwest URD	\$ -	\$ 20,000	\$ 100,000	\$ 977,393	\$ 975,241	\$ -	\$ -	<b>\$ 2,072,634</b>	76.48%
928-Wetlands Mitigation	-	-	-	-	-	-	-	-	0.00%
930-NW URD Bonds	-	-	-	-	-	637,366	-	<b>637,366</b>	23.52%
<b>Fund Totals</b>	<b>\$ -</b>	<b>\$ 20,000</b>	<b>\$ 100,000</b>	<b>\$ 977,393</b>	<b>\$ 975,241</b>	<b>\$ 637,366</b>	<b>\$ -</b>	<b>\$ 2,710,000</b>	100.00%
Percent of NW Lebanon URD Fu	-0.01%	0.74%	3.69%	36.07%	35.99%	23.52%	0.00%	<b>100.00%</b>	



# **Urban Renewal District**

## **Northwest Lebanon Urban Renewal District-925**

### **Purpose**

The Northwest Lebanon Urban Renewal District (URD) provides the budget authority for administration of the funds collected from the URD.

In 1989, the City established the Northwest Lebanon Urban Renewal District. The purpose of the District is to provide for development of infrastructure to serve industrially zoned property within the District boundaries. A substantial amendment to the original Plan was completed in FY 12/13. This amendment adjusted the maximum indebtedness for the District, expanded the boundary to include several street segments south of the original District along with their corresponding underground utility systems, and clarify funding to be used on public facility projects for the water system.

### **Debt Service**

In August 2000, the District issued \$5,435,000 (Lebanon2020) in construction bonds. The agreement with the bondholders requires that a separate account be set up for debt reserve and debt repayment expenses. For the 2000 issue, interest rates range from 4.75% to 6.00%. These bonds were refinanced in 2010 with over \$200,000 in savings over the remaining life of the bond. The interest rates on the refinanced bonds range from 2.5% to 3.5%. Final maturity for the reissued bonds is in June 2020. (LebanonURD10)

To acquire funding in support of the Lowes Project, the City arranged with the State for SPWF (Special Public Works Funds) funding through the Economic and Community Development

Department. The amount borrowed in 2007 was \$3,677,462 with interest rates ranging from 4.00% to 4.375%. Final maturity is in December 2031. (B05003).

## **FY2017-2018 Objective**

The objective of the Northwest Lebanon Urban Renewal District (URD) is to provide an accounting for funds collected from URD, make the bond payments on all authorized debt issues and accomplish projects as listed in the URD master plan. The proposed budget estimates underfunding the property tax collections to provide funding back to the other taxing districts.

## **FY2017-2018 Staffing**

Minimal staffing is allocated to this fund to accomplish the objectives.

Note: Employee salary and benefits are budgeted in their home department for better transparency of total personnel cost, there is a budgeted transfer to cover the compensation cost based on the FTE's allocated to this fund.

## City of Lebanon, OR

### Budget Report FY 2017-18

Account	Description	2015 Actual	2016 Actual	2017 Budget	2018 Proposed	2018 Approved	2018 Adopted
<b>925</b>	<b>NORTHWEST URBAN RENEWAL</b>						
<b>R1</b>	<b>Rev.-Taxes &amp; Assess</b>						
925-000-47010	Current Property Taxes	1,794,855	2,423,123	2,400,000	1,700,000	1,700,000	1,700,000
925-000-47020	Delinquent Prop Taxes	39,305	66,124	36,000	35,000	35,000	35,000
925-000-48101	Interest On Taxes	14,477	16,809	-	-	-	-
930-000-47010	**Current Property Taxes	598,222	-	-	-	-	-
930-000-47020	**Delinquent Prop Taxes	40,481	-	-	-	-	-
930-000-48100	**Interest On Investment	12,256	-	-	-	-	-
930-000-48101	**Interest On Taxes	6,165	-	-	-	-	-
	<b>Rev.-Taxes &amp; Assess Totals:</b>	<b>2,505,761</b>	<b>2,506,056</b>	<b>2,436,000</b>	<b>1,735,000</b>	<b>1,735,000</b>	<b>1,735,000</b>
<b>R6</b>	<b>Rev.-Miscellaneous</b>						
925-000-48100	Interest On Investment	13,681	9,320	5,000	5,000	5,000	5,000
925-000-48140	Miscellaneous Revenue	-	29,565	-	-	-	-
	<b>Rev.-Miscellaneous Totals:</b>	<b>13,681</b>	<b>38,885</b>	<b>5,000</b>	<b>5,000</b>	<b>5,000</b>	<b>5,000</b>
<b>R7</b>	<b>Rev.-Transfers In</b>						
925-000-49165	From NWWetlands Mitigation-928	932,246	-	-	-	-	-
925-000-49161	From NW Leb URD-929/930	-	-	-	-	-	-
	<b>Rev.-Transfers In Totals:</b>	<b>932,246</b>	<b>-</b>	<b>-</b>	<b>-</b>	<b>-</b>	<b>-</b>
<b>R8</b>	<b>Rev.-Other Sources</b>						
925-000-41051	State Loan Funds	-	-	-	-	-	-
925-000-42030	Bond Sale Proceeds	-	-	-	-	-	-
925-000-49901	Beginning Balance	626,860	2,684,200	446,000	970,000	970,000	970,000
930-000-49901	**Beginning Balance	1,352,302	-	-	-	-	-
	<b>Rev.-Other Sources Totals:</b>	<b>1,979,162</b>	<b>2,684,200</b>	<b>446,000</b>	<b>970,000</b>	<b>970,000</b>	<b>970,000</b>
	<b>REVENUES TOTALS:</b>	<b>5,430,850</b>	<b>5,229,141</b>	<b>2,887,000</b>	<b>2,710,000</b>	<b>2,710,000</b>	<b>2,710,000</b>

## City of Lebanon, OR Budget Report FY 2017-18

Account	Description	2015 Actual	2016 Actual	2017 Budget	2018 Proposed	2018 Approved	2018 Adopted
<b>925</b>	<b>NORTHWEST URBAN RENEWAL</b>						
<b>E1</b>	<b>Exp.-Personnel Services</b>						
925-925-51023	Unemployment	1,219	-	-	-	-	-
	<b>Exp.-Personnel Services Totals:</b>	<b>1,219</b>	<b>-</b>	<b>-</b>	<b>-</b>	<b>-</b>	<b>-</b>
<b>E2</b>	<b>Exp.-Materials &amp; Services</b>						
925-925-61130	Contract Services	105,921	100,000	18,450	20,000	20,000	20,000
925-925-61240	Dept/Operating Expense	-	-	-	-	-	-
	<b>Exp.-Materials &amp; Services Totals:</b>	<b>105,921</b>	<b>100,000</b>	<b>18,450</b>	<b>20,000</b>	<b>20,000</b>	<b>20,000</b>
<b>E3</b>	<b>Exp.-Capital Outlay</b>						
925-925-72300	Improvements	696,854	-	-	-	-	-
925-925-72301	Improvements (Eng)	322,325	2,378,289	811,936	100,000	100,000	100,000
	<b>Exp.-Capital Outlay Totals:</b>	<b>1,019,179</b>	<b>2,378,289</b>	<b>811,936</b>	<b>100,000</b>	<b>100,000</b>	<b>100,000</b>
<b>E4</b>	<b>Exp.-Transfers Out</b>						
925-925-90010	To General Fund	15,433	50,957	47,875	20,145	20,145	20,145
925-925-90011	To General Fund-Sal/Ben	128,536	149,418	170,315	90,598	90,598	90,598
925-925-90013	To Water-430	39,692	-	-	-	-	-
925-925-90017	To Debt Service-317	826,350	853,450	840,550	852,650	852,650	852,650
925-925-90027	To Info System Service-542	16,515	18,250	16,257	14,000	14,000	14,000
925-925-90028	To Custodial & Bldg Maint-545	1,117	1,143	1,345	-	-	-
925-925-90123	To Wastewater	37,697	1	-	-	-	-
925-925-90145	To SDC-Drainge-852	2,167	-	-	-	-	-
925-925-90149	To SDC-Wastewater-872	17,443	-	-	-	-	-
925-925-90152	To SDC-Water-892	9,955	-	-	-	-	-
	<b>Exp.-Transfers Out Totals:</b>	<b>1,094,905</b>	<b>1,073,219</b>	<b>1,076,342</b>	<b>977,393</b>	<b>977,393</b>	<b>977,393</b>


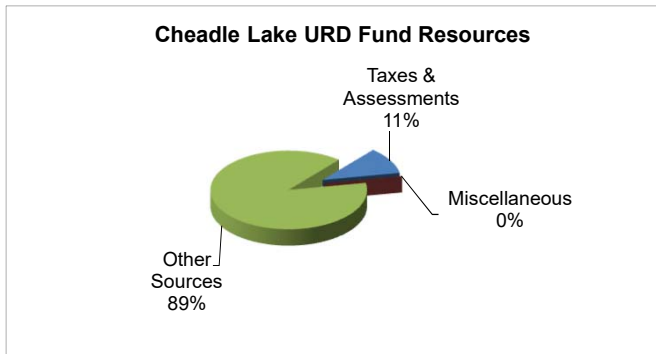
## City of Lebanon, OR Budget Report FY 2017-18

Account	Description	2015 Actual	2016 Actual	2017 Budget	2018 Proposed	2018 Approved	2018 Adopted
<b>E5</b>	<b>Exp.-Contingencies</b>						
925-925-80005	Operating Contingency	-	-	-	633,610	633,610	633,610
925-925-80026	Res For Debt Service	-	-	341,631	341,631	341,631	341,631
	<b>Exp.-Contingencies Totals:</b>	-	-	<b>341,631</b>	<b>975,241</b>	<b>975,241</b>	<b>975,241</b>
<b>EXPENDITURES TOTALS:</b>		<b>2,221,224</b>	<b>3,551,508</b>	<b>2,248,359</b>	<b>2,072,634</b>	<b>2,072,634</b>	<b>2,072,634</b>
<b>E6</b>	<b>Exp.-Debt Service</b>						
925-930-95100	Bond Principal-UR10	-	330,000	345,000	355,000	355,000	355,000
925-930-95108	Principal SPWF-B05003	-	120,511	126,331	132,184	132,184	132,184
925-930-95200	Bond Interest-UR10	-	58,490	48,590	36,515	36,515	36,515
925-930-95208	Interest SPWF-B05003	-	123,541	118,720	113,667	113,667	113,667
930-930-95100	**Bond Principal-UR10	320,000	-	-	-	-	-
930-930-95108	**Principal SPWF-B05003	114,722	-	-	-	-	-
930-930-95200	**Bond Interest-UR10	68,090	-	-	-	-	-
930-930-95208	**Interest SPWF-B05003	128,130	-	-	-	-	-
	<b>Exp.-Debt Service Totals:</b>	<b>630,942</b>	<b>632,542</b>	<b>638,641</b>	<b>637,366</b>	<b>637,366</b>	<b>637,366</b>
<b>EXPENDITURES TOTALS:</b>		<b>630,942</b>	<b>632,542</b>	<b>638,641</b>	<b>637,366</b>	<b>637,366</b>	<b>637,366</b>
<b>FUND REVENUES</b>		<b>5,430,850</b>	<b>5,229,141</b>	<b>2,887,000</b>	<b>2,710,000</b>	<b>2,710,000</b>	<b>2,710,000</b>
<b>FUND EXPENSES</b>		<b>2,852,166</b>	<b>4,184,050</b>	<b>2,887,000</b>	<b>2,710,000</b>	<b>2,710,000</b>	<b>2,710,000</b>
<b>NORTHWEST URBAN RENEWAL Total</b>		<b>2,578,684</b>	<b>1,045,091</b>	<b>-</b>	<b>-</b>	<b>-</b>	<b>-</b>

**CHEADLE LAKE URBAN RENEWAL DISTRICT**  
**Adopted for the Fiscal Year 2017-18**

<b>RESOURCES</b>	
Taxes & Assessments	\$ 417,000
Licenses & Permits	-
Fines & Forfeits	-
Intergovernmental	-
Charges for Services	-
Miscellaneous	500
Transfers In	-
Other Sources	3,375,000
Internal Charges	-
<b>Total Resources</b>	<b>\$ 3,792,500</b>

<b>REQUIREMENTS</b>	
Personal Services	\$ -
Materials & Services	-
Capital Outlay	3,200,000
Transfers Out	133,759
Contingencies	107,741
Debt Service	351,000
Unappropriated	-
<b>Total Requirements</b>	<b>\$ 3,792,500</b>



**Adopted Requirements by Department and Type**

Dept-Activity	Personal Services	Materials & Services	Capital Outlay	Interfund Transfers	Contingency Fund	Debt Service	Unapprop	Adopted Budget	Percent of Fund Budget
935-Cheadle Lake URD	\$ -	\$ -	\$ 3,200,000	\$ 133,759	\$ 107,741	\$ 351,000	\$ -	<b>\$ 3,792,500</b>	100.00%
<b>Fund Totals</b>	<b>\$ -</b>	<b>\$ -</b>	<b>\$ 3,200,000</b>	<b>\$ 133,759</b>	<b>\$ 107,741</b>	<b>\$ 351,000</b>	<b>\$ -</b>	<b>\$ 3,792,500</b>	100.00%
Percent of Cheadle Lake URD Fi	-0.01%	0.00%	84.38%	3.53%	2.84%	9.26%	0.00%	<b>100.00%</b>	

# **Urban Renewal District**

## **Cheadle Lake Urban Renewal District-935**

### **Purpose**

The Cheadle Lake Urban Renewal District (URD) provides the budget authority for administration of the funds collected from the URD.

In 2000, the City established the Cheadle Lake Urban Renewal District. The purpose of the district is to provide for development of infrastructure to serve a blighted area of Lebanon generally located North of Cheadle Lake.

### **Debt Service**

In FY2016/17 \$4,000,000 of debt was issued in support of the Airport Road extension, Russel drive, water treatment plant and porter park projects.

### **FY2017-2018 Objective**

The objective of the Cheadle Lake Urban Renewal District (URD) is to provide an accounting for funds collected from URD, make payments on all authorized debt issues and accomplish projects as listed in the URD master plan.

### **FY2017-2018 Staffing**

Minimal staffing is allocated to this fund to accomplish the objectives.

Note: Employee salary and benefits are budgeted in their home department for better transparency of total personnel cost, there is a budgeted transfer to cover the compensation cost based on the FTE's allocated to this fund.

## City of Lebanon, OR Budget Report FY 2017-18

Account	Description	2015 Actual	2016 Actual	2017 Budget	2018 Proposed	2018 Approved	2018 Adopted
<b>935</b>	<b>CHEADLE LAKE URD</b>						
<b>R1</b>	<b>Rev.-Taxes &amp; Assess</b>						
935-000-47010	Current Property Taxes	333,624	344,041	368,000	412,000	412,000	412,000
935-000-47020	Delinquent Prop Taxes	8,262	8,470	4,000	5,000	5,000	5,000
935-000-48101	Interest On Taxes	2,125	1,903	-	-	-	-
	<b>Rev.-Taxes &amp; Assess Totals:</b>	<b>344,011</b>	<b>354,414</b>	<b>372,000</b>	<b>417,000</b>	<b>417,000</b>	<b>417,000</b>
<b>R6</b>	<b>Rev.-Miscellaneous</b>						
935-000-48100	Interest On Investment	2,213	1,488	500	500	500	500
935-000-48140	Miscellaneous Revenue	-	-	-	-	-	-
	<b>Rev.-Miscellaneous Totals:</b>	<b>2,213</b>	<b>1,488</b>	<b>500</b>	<b>500</b>	<b>500</b>	<b>500</b>
	<b>Rev.-Transfers In</b>						
935-000-49010	From General Fund	-	-	-	-	-	-
	<b>Rev.-Transfers In Totals:</b>	<b>-</b>	<b>-</b>	<b>-</b>	<b>-</b>	<b>-</b>	<b>-</b>
<b>R8</b>	<b>Rev.-Other Sources</b>						
935-000-42030	Bond Sale Proceeds	-	-	-	-	-	-
935-000-49901	Beginning Balance	295,553	819,591	75,000	3,375,000	3,375,000	3,375,000
	<b>Rev.-Other Sources Totals:</b>	<b>295,553</b>	<b>819,591</b>	<b>75,000</b>	<b>3,375,000</b>	<b>3,375,000</b>	<b>3,375,000</b>
	<b>REVENUES TOTALS:</b>	<b>641,777</b>	<b>1,175,493</b>	<b>447,500</b>	<b>3,792,500</b>	<b>3,792,500</b>	<b>3,792,500</b>
<b>935</b>	<b>CHEADLE LAKE URD</b>						
<b>E2</b>	<b>Exp.-Materials &amp; Services</b>						
935-935-61013	Audit Expense	20	40	-	-	-	-
935-935-61130	Contract Services	300	-	88,261	-	-	-
935-935-61240	Dept/Operating Expense	-	-	-	-	-	-
	<b>Exp.-Materials &amp; Services Totals:</b>	<b>320</b>	<b>40</b>	<b>88,261</b>	<b>-</b>	<b>-</b>	<b>-</b>



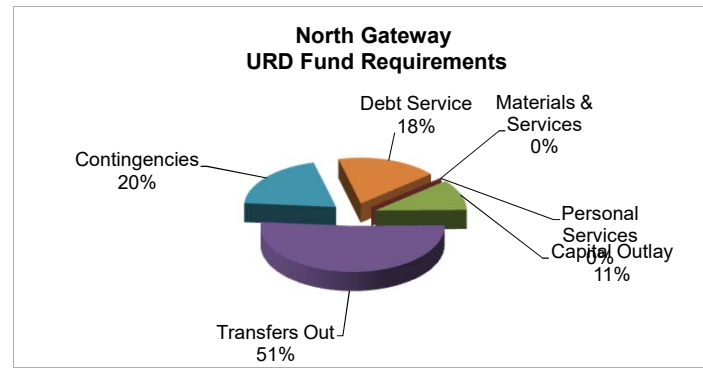
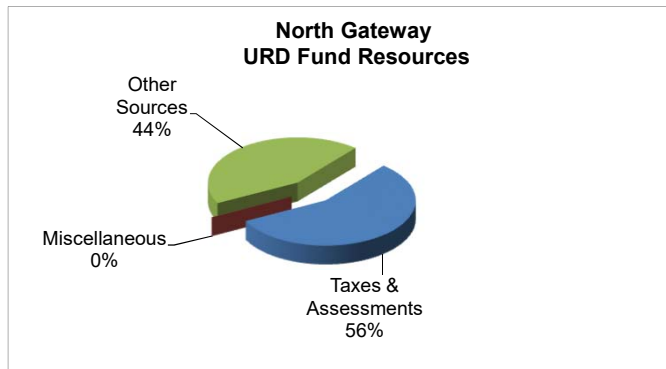
## City of Lebanon, OR Budget Report FY 2017-18

Account	Description	2015 Actual	2016 Actual	2017 Budget	2018 Proposed	2018 Approved	2018 Adopted
<b>E3</b>	<b>Exp.-Capital Outlay</b>						
935-935-72300	Improvements	-	58,791	200,000	-	-	-
935-935-72301	Improvements-Bond Proceeds	-	-	-	3,200,000	3,200,000	3,200,000
	<b>Exp.-Capital Outlay Totals:</b>	<b>-</b>	<b>58,791</b>	<b>200,000</b>	<b>3,200,000</b>	<b>3,200,000</b>	<b>3,200,000</b>
<b>E4</b>	<b>Exp.-Transfers Out</b>						
935-935-90010	To General Fund	8,444	19,792	18,755	11,645	11,645	11,645
935-935-90011	To General Fund-Sal/Ben	44,082	55,319	74,658	122,114	122,114	122,114
935-935-90027	To Info System Service-542	5,162	6,413	5,634	-	-	-
935-935-90028	To Custodial & Bldg Maint-545	454	533	642	-	-	-
935-935-90145	To SDC-Drainge-852	7,524	-	-	-	-	-
935-935-90147	To SDC-Parks-862	101,040	-	-	-	-	-
935-935-90149	To SDC-Wastewater-872	85,865	-	-	-	-	-
935-935-90151	To SDC-Street-882	44,019	-	-	-	-	-
935-935-90152	To SDC-Water-892	61,230	-	-	-	-	-
	<b>Exp.-Transfers Out Totals:</b>	<b>357,820</b>	<b>82,057</b>	<b>99,689</b>	<b>133,759</b>	<b>133,759</b>	<b>133,759</b>
<b>E5</b>	<b>Exp.-Contingencies</b>						
935-935-80005	Operating Contingency	-	-	8,482	107,741	107,741	107,741
	<b>Exp.-Contingencies Totals:</b>	<b>-</b>	<b>-</b>	<b>8,482</b>	<b>107,741</b>	<b>107,741</b>	<b>107,741</b>
<b>E6</b>	<b>Exp.-Debt Service</b>						
935-935-95501	Loan Principal	63,403	291,597	51,068	151,000	151,000	151,000
935-935-95601	Loan Interest	-	-	-	200,000	200,000	200,000
	<b>Exp.-Debt Service Totals:</b>	<b>63,403</b>	<b>291,597</b>	<b>51,068</b>	<b>351,000</b>	<b>351,000</b>	<b>351,000</b>
<b>EXPENDITURES TOTALS:</b>		<b>421,543</b>	<b>432,485</b>	<b>447,500</b>	<b>3,792,500</b>	<b>3,792,500</b>	<b>3,792,500</b>
<b>FUND REVENUES</b>		<b>641,777</b>	<b>1,175,493</b>	<b>447,500</b>	<b>3,792,500</b>	<b>3,792,500</b>	<b>3,792,500</b>
<b>FUND EXPENSES</b>		<b>421,543</b>	<b>432,485</b>	<b>447,500</b>	<b>3,792,500</b>	<b>3,792,500</b>	<b>3,792,500</b>
<b>CHEADLE LAKE URD Totals:</b>		<b>220,234</b>	<b>743,008</b>	<b>-</b>	<b>-</b>	<b>-</b>	<b>-</b>

**NORTH GATEWAY URD  
Adopted for the Fiscal Year 2017-18**

<b>RESOURCES</b>	
Taxes & Assessments	\$ 775,000
Licenses & Permits	-
Fines & Forfeits	-
Intergovernmental	-
Charges for Services	-
Miscellaneous	1,000
Transfers In	-
Other Sources	600,000
Internal Charges	-
<b>Total Resources</b>	<b>\$ 1,376,000</b>

<b>REQUIREMENTS</b>	
Personal Services	\$ -
Materials & Services	-
Capital Outlay	150,000
Transfers Out	709,603
Contingencies	271,357
Debt Service	245,040
Unappropriated	-
<b>Total Requirements</b>	<b>\$ 1,376,000</b>



**Adopted Requirements by Department and Type**

Dept-Activity	Personal Services	Materials & Services	Capital Outlay	Interfund Transfers	Contingency Fund	Debt Service	Unapprop	Adopted Budget	Percent of Fund Budget
940-North Gateway URD	\$ -	\$ -	\$ 150,000	\$ 709,603	\$ 271,357	\$ 245,040	\$ -	<b>\$ 1,376,000</b>	100.00%
<b>Fund Totals</b>	<b>\$ -</b>	<b>\$ -</b>	<b>\$ 150,000</b>	<b>\$ 709,603</b>	<b>\$ 271,357</b>	<b>\$ 245,040</b>	<b>\$ -</b>	<b>\$ 1,376,000</b>	100.00%
<b>Percent of Lebanon URD Fund</b>	<b>0.00%</b>	<b>0.00%</b>	<b>10.90%</b>	<b>51.57%</b>	<b>19.72%</b>	<b>17.81%</b>	<b>0.00%</b>	<b>100.00%</b>	

# **Urban Renewal District**

## **North Gateway Urban Renewal District-940**

### **Purpose**

The North Gateway Urban Renewal District (URD) provides the budget authority for administration of the funds collected from the URD.

In September 2008, the City established the North Gateway Urban Renewal District.

Virtually all of the budgeted revenues, and expenses, relate to the Samaritan Health Services (SHS) Campus Project. SHS will loan to the Urban Renewal District the funds necessary to complete the public infrastructure projects associated with the new medical college campus.

### **Debt Service**

Virtually all of the budgeted debt payments relate to the Samaritan Health Services (SHS) Campus Project. SHS will loan to the Urban Renewal District the funds necessary to complete the public infrastructure projects associated with the new medical college campus. Final debt service payment January 2030.

### **FY2017-2018 Objective**

The objective of the North Gateway Urban Renewal District (URD) is to provide an accounting for funds collected from URD, make payments on all authorized debt issues and accomplish projects as listed in the URD master plan.

## **FY2017-2018 Staffing**

Minimal staffing is allocated to this fund to accomplish the objectives.

Note: Employee salary and benefits are budgeted in their home department for better transparency of total personnel cost, there is a budgeted transfer to cover the compensation cost based on the FTE's allocated to this fund.

## City of Lebanon, OR

### Budget Report FY 2017-18

Account	Description	2015 Actual	2016 Actual	2017 Budget	2018 Proposed	2018 Approved	2018 Adopted
<b>940</b>	<b>NORTH GATEWAY URD</b>						
<b>R1</b>	<b>Rev.-Taxes &amp; Assess</b>						
940-000-47010	Current Property Taxes	374,361	554,521	560,000	770,000	770,000	770,000
940-000-47020	Delinquent Prop Taxes	6,719	8,173	3,000	5,000	5,000	5,000
940-000-48101	Interest On Taxes	1,637	1,804	-	-	-	-
	<b>Rev.-Taxes &amp; Assess Totals:</b>	<b>382,717</b>	<b>564,498</b>	<b>563,000</b>	<b>775,000</b>	<b>775,000</b>	<b>775,000</b>
<b>R4</b>	<b>Rev.-Intergovernmental</b>						
940-000-41050	State Grant Funds	-	-	-	-	-	-
	<b>Rev.-Intergovernmental Totals:</b>	<b>-</b>	<b>-</b>	<b>-</b>	<b>-</b>	<b>-</b>	<b>-</b>
<b>R6</b>	<b>Rev.-Miscellaneous</b>						
940-000-48100	Interest On Investment	1,329	2,568	300	1,000	1,000	1,000
940-000-48140	Miscellaneous Revenue	-	-	-	-	-	-
	<b>Rev.-Miscellaneous Totals:</b>	<b>1,329</b>	<b>2,568</b>	<b>300</b>	<b>1,000</b>	<b>1,000</b>	<b>1,000</b>
<b>R8</b>	<b>Rev.-Other Sources</b>						
940-000-42030	Bond Sale Proceeds	-	-	-	-	-	-
940-000-49901	Beginning Balance	25,950	195,714	370,000	600,000	600,000	600,000
	<b>Rev.-Other Sources Totals:</b>	<b>25,950</b>	<b>195,714</b>	<b>370,000</b>	<b>600,000</b>	<b>600,000</b>	<b>600,000</b>
	<b>REVENUES TOTALS:</b>	<b>409,996</b>	<b>762,780</b>	<b>933,300</b>	<b>1,376,000</b>	<b>1,376,000</b>	<b>1,376,000</b>
<b>940</b>	<b>NORTH GATEWAY URD</b>						
<b>E1</b>	<b>Exp.-Personnel Services</b>						
940-940-51023	Unemployment	296	-	-	-	-	-
	<b>Exp.-Personnel Services Totals:</b>	<b>296</b>	<b>-</b>	<b>-</b>	<b>-</b>	<b>-</b>	<b>-</b>

## City of Lebanon, OR

### Budget Report FY 2017-18

Account	Description	2015 Actual	2016 Actual	2017 Budget	2018 Proposed	2018 Approved	2018 Adopted
<b>E2</b>	<b>Exp.-Materials &amp; Services</b>						
940-940-61130	Contract Services	65,947	1,145,449	-	-	-	-
940-940-61240	Dept/Operating Expense	-	-	-	-	-	-
	<b>Exp.-Materials &amp; Services Totals:</b>	<b>65,947</b>	<b>1,145,449</b>	<b>-</b>	<b>-</b>	<b>-</b>	<b>-</b>
<b>E3</b>	<b>Exp.-Capital Outlay</b>						
940-940-72300	Improvements	-	-	250,066	150,000	150,000	150,000
	<b>Exp.-Capital Outlay Totals:</b>	<b>-</b>	<b>-</b>	<b>250,066</b>	<b>150,000</b>	<b>150,000</b>	<b>150,000</b>
<b>E4</b>	<b>Exp.-Transfers Out</b>						
940-940-90010	To General Fund	4,682	20,014	19,439	14,177	14,177	14,177
940-940-90011	To General Fund-Sal/Ben	46,088	58,597	90,059	122,920	122,920	122,920
940-940-90027	To Info System Service-542	5,831	8,037	6,330	4,500	4,500	4,500
940-940-90028	To Custodial & Bldg Maint-545	432	512	602	-	-	-
940-940-90070	To Building-527	-	-	-	-	-	-
940-940-90145	To SDC-Drainge-852	-	-	8,969	51,865	51,865	51,865
940-940-90147	To SDC-Parks-862	-	-	-	22,772	22,772	22,772
940-940-90149	To SDC-Wastewater-872	-	-	-	408,475	408,475	408,475
940-940-90151	To SDC-Streets-882	-	-	-	27,544	27,544	27,544
940-940-90152	To SDC-Water-892	-	-	259,136	57,350	57,350	57,350
	<b>Exp.-Transfers Out Totals:</b>	<b>57,033</b>	<b>87,160</b>	<b>384,535</b>	<b>709,603</b>	<b>709,603</b>	<b>709,603</b>
<b>E5</b>	<b>Exp.-Contingencies</b>						
940-940-80030	Reserved for Future Expenditures	-	-	-	200,000	200,000	200,000
940-940-80005	Operating Contingency	-	-	8,699	71,357	71,357	71,357
	<b>Exp.-Contingencies Totals:</b>	<b>-</b>	<b>-</b>	<b>8,699</b>	<b>271,357</b>	<b>271,357</b>	<b>271,357</b>

## City of Lebanon, OR Budget Report FY 2017-18

Account	Description	2015 Actual	2016 Actual	2017 Budget	2018 Proposed	2018 Approved	2018 Adopted
<b>E6</b>	<b>Exp.-Debt Service</b>						
940-940-95501	Loan Princ	52,019	52,019	200,000	142,581	142,581	142,581
940-940-95601	Loan Int	41,836	44,630	90,000	102,459	102,459	102,459
	<b>Exp.-Debt Service Totals:</b>	<b>93,855</b>	<b>96,649</b>	<b>290,000</b>	<b>245,040</b>	<b>245,040</b>	<b>245,040</b>
<b>EXPENDITURES TOTALS:</b>		<b>217,131</b>	<b>1,329,258</b>	<b>933,300</b>	<b>1,376,000</b>	<b>1,376,000</b>	<b>1,376,000</b>
<b>FUND REVENUES</b>		<b>409,996</b>	<b>762,780</b>	<b>933,300</b>	<b>1,376,000</b>	<b>1,376,000</b>	<b>1,376,000</b>
<b>FUND EXPENSES</b>		<b>217,131</b>	<b>1,329,258</b>	<b>933,300</b>	<b>1,376,000</b>	<b>1,376,000</b>	<b>1,376,000</b>
<b>NORTH GATEWAY URD Totals:</b>		<b>192,865</b>	<b>(566,478)</b>	<b>-</b>	<b>-</b>	<b>-</b>	<b>-</b>



**Copies of this report can be found at: [www.ci.lebanon.or.us](http://www.ci.lebanon.or.us)**



## City of Lebanon, OR

### Budget Report FY 2017-18

Account	Description	2015 Actual	2016 Actual	2017 Budget	2018 Proposed	2018 Approved	2018 Adopted
<b>506</b>	<b>CITY FACILITIES REPAIRS</b>						
<b>R6</b>	<b>Rev.-Miscellaneous</b>						
506-000-48100	Interest On Investment	133	-	-	-	-	-
506-000-48140	Miscellaneous Revenue	-	-	-	-	-	-
	<b>Rev.-Miscellaneous Totals:</b>	<b>133</b>	<b>-</b>	<b>-</b>	<b>-</b>	<b>-</b>	<b>-</b>
<b>R8</b>	<b>Rev.-Other Sources</b>						
506-000-49901	Beginning Balance	36,012	831	-	-	-	-
	<b>Rev.-Other Sources Totals:</b>	<b>36,012</b>	<b>831</b>	<b>-</b>	<b>-</b>	<b>-</b>	<b>-</b>
	<b>REVENUES TOTALS:</b>	<b>36,145</b>	<b>831</b>	<b>-</b>	<b>-</b>	<b>-</b>	<b>-</b>
<b>506</b>	<b>CITY FACILITIES REPAIRS</b>						
<b>E2</b>	<b>Exp.-Materials &amp; Services</b>						
506-506-61240	Dept/Operating Expense	-	-	-	-	-	-
	<b>Exp.-Materials &amp; Services Totals:</b>	<b>-</b>	<b>-</b>	<b>-</b>	<b>-</b>	<b>-</b>	<b>-</b>
<b>E3</b>	<b>Exp.-Capital Outlay</b>						
506-506-72300	Improvements	35,314	831	-	-	-	-
	<b>Exp.-Capital Outlay Totals:</b>	<b>35,314</b>	<b>831</b>	<b>-</b>	<b>-</b>	<b>-</b>	<b>-</b>
	<b>EXPENDITURES TOTALS:</b>	<b>35,314</b>	<b>831</b>	<b>-</b>	<b>-</b>	<b>-</b>	<b>-</b>
	<b>FUND REVENUES</b>	<b>36,145</b>	<b>831</b>	<b>-</b>	<b>-</b>	<b>-</b>	<b>-</b>
	<b>FUND EXPENSES</b>	<b>35,314</b>	<b>831</b>	<b>-</b>	<b>-</b>	<b>-</b>	<b>-</b>
	<b>CITY FACILITIES REPAIRS Totals:</b>	<b>831</b>	<b>-</b>	<b>-</b>	<b>-</b>	<b>-</b>	<b>-</b>

## City of Lebanon, OR

### Budget Report FY 2017-18

Account	Description	2015 Actual	2016 Actual	2017 Budget	2018 Proposed	2018 Approved	2018 Adopted
<b>520</b>	<b>GAZEBO-DONATIONS</b>						
<b>R6</b>	<b>Rev.-Miscellaneous</b>						
520-000-48053	Donations	14,150	1,200	-	-	-	-
520-000-48100	Interest On Investment	-	-	-	-	-	-
	<b>Rev.-Miscellaneous Totals:</b>	<b>14,150</b>	<b>1,200</b>	-	-	-	-
<b>R8</b>	<b>Rev.-Other Sources</b>						
520-000-49901	Beginning Balance	-	-	-	-	-	-
	<b>Rev.-Other Sources Totals:</b>	-	-	-	-	-	-
	<b>REVENUES TOTALS:</b>	<b>14,150</b>	<b>1,200</b>	-	-	-	-
<b>520</b>	<b>GAZEBO-DONATIONS</b>						
<b>E2</b>	<b>Exp.-Materials &amp; Services</b>						
520-520-61130	Contract Services	14,150	1,200	-	-	-	-
520-520-61240	Dept/Operating Expense	-	-	-	-	-	-
520-520-61800	Petroleum	-	-	-	-	-	-
	<b>Exp.-Materials &amp; Services Totals:</b>	<b>14,150</b>	<b>1,200</b>	-	-	-	-
<b>E3</b>	<b>Exp.-Capital Outlay</b>						
520-520-72600	Other Eqpt.	-	-	-	-	-	-
	<b>Exp.-Capital Outlay Totals:</b>	-	-	-	-	-	-
	<b>EXPENDITURES TOTALS:</b>	<b>14,150</b>	<b>1,200</b>	-	-	-	-
	<b>FUND REVENUES</b>	<b>14,150</b>	<b>1,200</b>	-	-	-	-
	<b>FUND EXPENSES</b>	<b>14,150</b>	<b>1,200</b>	-	-	-	-
	<b>GAZEBO Totals:</b>	-	-	-	-	-	-

## City of Lebanon, OR

### Budget Report FY 2017-18

Account	Description	2015 Actual	2016 Actual	2017 Budget	2018 Proposed	2018 Approved	2018 Adopted
<b>537</b>	<b>ENVIRONMENTAL SERVICES</b>						
<b>R8</b>	<b>Rev.-Other Sources</b>						
537-000-49901	Beginning Balance	272,690	-	-	-	-	-
	<b>Rev.-Other Sources Totals:</b>	<b>272,690</b>	-	-	-	-	-
	<b>REVENUES TOTALS:</b>	<b>272,690</b>	-	-	-	-	-
<b>537</b>	<b>ENVIRONMENTAL SERVICES</b>						
<b>E2</b>	<b>Exp.-Materials &amp; Services</b>						
537-537-61700	Office Supplies	-	-	-	-	-	-
537-537-61823	Postage	-	-	-	-	-	-
	<b>Exp.-Materials &amp; Services Totals:</b>	-	-	-	-	-	-
<b>E3</b>	<b>Exp.-Capital Outlay</b>						
537-537-72605	Other Eqpt (WWTP)	-	-	-	-	-	-
	<b>Exp.-Capital Outlay Totals:</b>	-	-	-	-	-	-
<b>E4</b>	<b>Exp.-Transfers Out</b>						
537-537-90023	To Plant Operations-433&473	272,690	-	-	-	-	-
537-537-90028	To Custodial & Bldg Maint	-	-	-	-	-	-
	<b>Exp.-Transfers Out Totals:</b>	<b>272,690</b>	-	-	-	-	-
<b>E5</b>	<b>Exp.-Contingencies</b>						
537-537-80005	Operating Contingency	-	-	-	-	-	-
	<b>Exp.-Contingencies Totals:</b>	-	-	-	-	-	-
	<b>EXPENDITURES TOTALS:</b>	<b>272,690</b>	-	-	-	-	-
	<b>FUND REVENUES</b>	<b>272,690</b>	-	-	-	-	-
	<b>FUND EXPENSES</b>	<b>272,690</b>	-	-	-	-	-
	<b>ENVIRONMENTAL SERVICES Totals:</b>	-	-	-	-	-	-

## City of Lebanon, OR

### Budget Report FY 2017-18

Account	Description	2015 Actual	2016 Actual	2017 Budget	2018 Proposed	2018 Approved	2018 Adopted
<b>563</b>	<b>BYRNE JUSTICE ASSISTANCE GRANT</b>						
<b>R4</b>	<b>Rev.-Intergovernmental</b>						
563-000-41020	Federal Grant Funds	11,879	-	-	-	-	-
	<b>Rev.-Intergovernmental Totals:</b>	<b>11,879</b>	<b>-</b>	<b>-</b>	<b>-</b>	<b>-</b>	<b>-</b>
<b>R6</b>	<b>Rev.-Miscellaneous</b>						
563-000-48100	Interest On Investment	-	-	-	-	-	-
563-000-48140	Miscellaneous Revenue	-	-	-	-	-	-
	<b>Rev.-Miscellaneous Totals:</b>	<b>-</b>	<b>-</b>	<b>-</b>	<b>-</b>	<b>-</b>	<b>-</b>
<b>R8</b>	<b>Rev.-Other Sources</b>						
563-000-49901	Beginning Balance	-	-	-	-	-	-
	<b>Rev.-Other Sources Totals:</b>	<b>-</b>	<b>-</b>	<b>-</b>	<b>-</b>	<b>-</b>	<b>-</b>
	<b>REVENUES TOTALS:</b>	<b>11,879</b>	<b>-</b>	<b>-</b>	<b>-</b>	<b>-</b>	<b>-</b>
<b>563</b>	<b>BYRNE JUSTICE ASSISTANCE GRANT</b>						
<b>E2</b>	<b>Exp.-Materials &amp; Services</b>						
563-563-61240	Dept/Operating Expense	-	-	-	-	-	-
	<b>Exp.-Materials &amp; Services Totals:</b>	<b>-</b>	<b>-</b>	<b>-</b>	<b>-</b>	<b>-</b>	<b>-</b>
<b>E3</b>	<b>Exp.-Capital Outlay</b>						
563-563-72600	Other Eqpt.	11,879	-	-	-	-	-
	<b>Exp.-Capital Outlay Totals:</b>	<b>11,879</b>	<b>-</b>	<b>-</b>	<b>-</b>	<b>-</b>	<b>-</b>
	<b>EXPENDITURES TOTALS:</b>	<b>11,879</b>	<b>-</b>	<b>-</b>	<b>-</b>	<b>-</b>	<b>-</b>
	<b>FUND REVENUES</b>	<b>11,879</b>	<b>-</b>	<b>-</b>	<b>-</b>	<b>-</b>	<b>-</b>
	<b>FUND EXPENSES</b>	<b>11,879</b>	<b>-</b>	<b>-</b>	<b>-</b>	<b>-</b>	<b>-</b>
	<b>BYRNE JUSTICE ASSISTANCE GRANT</b>	<b>-</b>	<b>-</b>	<b>-</b>	<b>-</b>	<b>-</b>	<b>-</b>

## City of Lebanon, OR Budget Report FY 2017-18

Account	Description	2015 Actual	2016 Actual	2017 Budget	2018 Proposed	2018 Approved	2018 Adopted
<b>578</b>	<b>LIBRARY-LSTA GRANT</b>						
<b>R4</b>	<b>Rev.-Intergovernmental</b>						
578-000-41050	State Grant Funds	19,641	-	-	-	-	-
	<b>Rev.-Intergovernmental Totals:</b>	<b>19,641</b>	-	-	-	-	-
<b>R8</b>	<b>Rev.-Other Sources</b>						
578-000-49901	Beginning Balance	-	-	-	-	-	-
	<b>Rev.-Other Sources Totals:</b>	-	-	-	-	-	-
	<b>REVENUES TOTALS:</b>	<b>19,641</b>	-	-	-	-	-
<b>578</b>	<b>LIBRARY-LSTA GRANT</b>						
<b>E2</b>	<b>Exp.-Materials &amp; Services</b>						
578-578-60000	Personnel services-Lib LSTA Grant	-	-	-	-	-	-
578-578-61130	Contract Services	18,031	-	-	-	-	-
578-578-61240	Dept/Operating Expense (Supplies)	710	-	-	-	-	-
578-578-61250	Dept/Operating Expense (Supplies)	-	-	-	-	-	-
578-578-61600	Meeting & Conference (Travel)	315	-	-	-	-	-
	<b>Exp.-Materials &amp; Services Totals:</b>	<b>19,056</b>	-	-	-	-	-
<b>E3</b>	<b>Exp.-Capital Outlay</b>						
578-578-72300	Improvements	585	-	-	-	-	-
	<b>Exp.-Capital Outlay Totals:</b>	<b>585</b>	-	-	-	-	-
	<b>EXPENDITURES TOTALS:</b>	<b>19,641</b>	-	-	-	-	-
	<b>FUND REVENUES</b>	<b>19,641</b>	-	-	-	-	-
	<b>FUND EXPENSES</b>	<b>19,641</b>	-	-	-	-	-
	<b>LIBRARY-LSTA GRANT TOTAL</b>	<b>-</b>	<b>-</b>	<b>-</b>	<b>-</b>	<b>-</b>	<b>-</b>

## City of Lebanon, OR Budget Report FY 2017-18

Account	Description	2015 Actual	2016 Actual	2017 Budget	2018 Proposed	2018 Approved	2018 Adopted
<b>824</b>	<b>HISTORIC RESOURCE COMM. TRUST</b>						
<b>R6</b>	<b>Rev.-Miscellaneous</b>						
824-000-48053	Donations	-	-	-	-	-	-
824-000-48100	Interest On Investment	-	-	-	-	-	-
824-000-48140	Miscellaneous Revenue	-	-	-	-	-	-
	<b>Rev.-Miscellaneous Totals:</b>	-	-	-	-	-	-
<b>R8</b>	<b>Rev.-Other Sources</b>						
824-000-49901	Beginning Balance	80	80	-	-	-	-
	<b>Rev.-Other Sources Totals:</b>	<b>80</b>	<b>80</b>	-	-	-	-
	<b>REVENUES TOTALS:</b>	<b>80</b>	<b>80</b>	-	-	-	-
<b>824</b>	<b>HISTORIC RESOURCE COMM. TRUST</b>						
<b>E2</b>	<b>Exp.-Materials &amp; Services</b>						
824-824-61250	Dept/Op Supplies	-	-	-	-	-	-
	<b>Exp.-Materials &amp; Services Totals:</b>	-	-	-	-	-	-
<b>E4</b>	<b>Exp.-Transfers Out</b>						
824-824-90162	To Pioneer Cemetery -825	-	80	-	-	-	-
	<b>Exp.-Transfers Out Totals:</b>	-	<b>80</b>	-	-	-	-
	<b>EXPENDITURES TOTALS:</b>	-	<b>80</b>	-	-	-	-
	<b>FUND REVENUES</b>	<b>80</b>	<b>80</b>	-	-	-	-
	<b>FUND EXPENSES</b>	-	<b>80</b>	-	-	-	-
	<b>HISTORIC RESOURCE COMM. TRUST</b>	<b>80</b>	-	-	-	-	-

## City of Lebanon, OR Budget Report FY 2017-18

Account	Description	2015 Actual	2016 Actual	2017 Budget	2018 Proposed	2018 Approved	2018 Adopted
<b>928</b>	<b>WETLANDS MITIGATION</b>						
<b>R4</b>	<b>Rev.-Intergovernmental</b>						
928-000-41050	State Grant Funds	-	-	-	-	-	-
	<b>Rev.-Intergovernmental Totals:</b>	-	-	-	-	-	-
<b>R6</b>	<b>Rev.-Miscellaneous</b>						
928-000-48100	Interest On Investment	-	-	-	-	-	-
	<b>Rev.-Miscellaneous Totals:</b>	-	-	-	-	-	-
<b>R8</b>	<b>Rev.-Other Sources</b>						
928-000-49901	Beginning Balance	932,246	-	-	-	-	-
	<b>Rev.-Other Sources Totals:</b>	932,246	-	-	-	-	-
	<b>REVENUES TOTALS:</b>	<b>932,246</b>	<b>-</b>	<b>-</b>	<b>-</b>	<b>-</b>	<b>-</b>
<b>928</b>	<b>WETLANDS MITIGATION</b>						
<b>E4</b>	<b>Exp.-Transfers Out</b>						
928-928-90164	to NW URB Renewal-925	932,246	-	-	-	-	-
	<b>Exp.-Transfers Out Totals:</b>	932,246	-	-	-	-	-
	<b>EXPENDITURES TOTALS:</b>	<b>932,246</b>	<b>-</b>	<b>-</b>	<b>-</b>	<b>-</b>	<b>-</b>
	<b>FUND REVENUES</b>	<b>932,246</b>	<b>-</b>	<b>-</b>	<b>-</b>	<b>-</b>	<b>-</b>
	<b>FUND EXPENSES</b>	<b>932,246</b>	<b>-</b>	<b>-</b>	<b>-</b>	<b>-</b>	<b>-</b>
	<b>WETLANDS MITIGATION Totals:</b>	<b>-</b>	<b>-</b>	<b>-</b>	<b>-</b>	<b>-</b>	<b>-</b>



**Copies of this report can be found at: [www.ci.lebanon.or.us](http://www.ci.lebanon.or.us)**



## Authorized Personnel Schedule

*(Regular, Full-Time and Regular, Part-Time)*

Position	2015-16 Adopted Employees	2016-17 Adopted Employees	2017-18 Adopted Employees
<b>Administrative Services</b>			
City Manager	1.0000	1.0000	1.0000
City Clerk	1.0000	1.0000	1.0000
Admin. Assist.-(City Admin/Building)	1.0000	1.0000	1.0000
Admin. Assist.-(Leg)	0.7500	0.6250	0.6250
Human Resource Staff (FY12 Admin Assist)	1.0000	1.0000	1.0000
<b>Total Administration</b>	<b>4.7500</b>	<b>4.6250</b>	<b>4.6250</b>
<b>Utility &amp; Engineering Services Department</b>			
<b>Engineering</b>			
Engineering Services Director	1.0000	1.0000	1.0000
Engineering Supervisor	1.0000	1.0000	1.0000
Office Assistant	-	-	-
Senior Engineer	1.0000	1.0000	1.0000
Project Engineer	1.0000	1.0000	-
Eng. Associate	2.0000	2.0000	2.0000
Project Manager	1.0000	1.0000	1.0000
<b>Total Engineering</b>	<b>7.0000</b>	<b>7.0000</b>	<b>6.0000</b>

## Authorized Personnel Schedule

*(Regular, Full-Time and Regular, Part-Time)*

Position	2015-16 Adopted Employees	2016-17 Adopted Employees	2017-18 Adopted Employees
<b>Maintenance Services</b>			
Maintenance Division Director	1.0000	1.0000	1.0000
Maintenance Supervisor	1.0000	1.0000	1.0000
<b>Parks</b>			
Senior Maint. Worker	2.0000	2.0000	2.0000
Maintenance Worker	1.0000	1.0000	1.0000
<b>Streets</b>			
Crew Chief	1.0000	1.0000	1.0000
Senior Maint. Worker	2.0000	2.0000	2.0000
<b>Collections (Sewer)</b>			
Crew Chief	1.0000	1.0000	1.0000
Senior Maint. Worker	1.0000	1.0000	1.0000
Maintenance Worker	1.0000	1.0000	1.0000
<b>Water</b>			
Crew Chief	1.0000	1.0000	1.0000
Senior Maint. Worker	1.0000	1.0000	1.0000
Maintenance Worker	2.0000	2.0000	2.0000
Project Eng/Plant Manager	-	-	1.0000

## Authorized Personnel Schedule

*(Regular, Full-Time and Regular, Part-Time)*

Position	2015-16 Adopted Employees	2016-17 Adopted Employees	2017-18 Adopted Employees
<b>Custodial/Maintance</b>			
Custodian II	1.0000	1.0000	1.0000
Electrician	-	-	1.0000
<b>Total Maintenance</b>	<b>16.0000</b>	<b>16.0000</b>	<b>18.0000</b>
<b>CDC/Planning/Building</b>			
Community Development Director	0.8000	0.8000	0.8000
Office Assistant	1.0000	1.0000	1.0000
Development Srv Tech	1.0000	1.0000	1.0000
<b>Total CDC/Planning/Building</b>	<b>2.8000</b>	<b>2.8000</b>	<b>2.8000</b>
<b>Finance Department</b>			
<b>Finance Services</b>			
Finance Director	1.0000	1.0000	1.0000
Assit Finance Directror (name chg FY15 Accounting Supervisor)	1.0000	1.0000	1.0000
Finance Clerk (Finance/Court)	1.0000	1.0000	1.0000
Finance Clerk	3.0000	3.0000	3.0000
<b>Court Services-moved to Finance FY14-15</b>			
Court Clerk II	2.0000	2.0000	2.0000
Court Clerk	-	-	-
<b>Total Finance</b>	<b>8.0000</b>	<b>8.0000</b>	<b>8.0000</b>

## Authorized Personnel Schedule

*(Regular, Full-Time and Regular, Part-Time)*

Position	2015-16 Adopted Employees	2016-17 Adopted Employees	2017-18 Adopted Employees
<b>Information Technology Services</b>			
IT Director	1.0000	1.0000	1.0000
IT Analyst	2.0000	2.0000	2.0000
<b>Total Information Services</b>	<b>3.0000</b>	<b>3.0000</b>	<b>3.0000</b>
<b>Library Services</b>			
Library Services Director	1.0000	1.0000	1.0000
Library Assistant II	3.0000	3.0000	3.0000
Library Assistant I (3ea)	1.6380	1.6380	1.6380
Library Assistant on-call (2ea)	0.2300	0.2300	0.2300
<b>Total Library Services</b>	<b>5.8680</b>	<b>5.8680</b>	<b>5.8680</b>
<b>Senior Services</b>			
<b>Senior Center</b>			
Senior Services Director	1.0000	1.0000	1.0000
Sr Center Receptionist & Activities Planner	1.0000	1.0000	1.0000
<b>Dial-A Bus (DAB)</b>			
Dial-A-Bus Dispatcher/Reception	0.8000	0.8000	0.8000
Dial-A-Bus Driver	1.0000	1.0000	1.0000
Dial-A-Bus Driver PT	1.5430	1.5430	1.5430
<b>Total Senior Services</b>	<b>5.3430</b>	<b>5.3430</b>	<b>5.3430</b>

## Authorized Personnel Schedule

*(Regular, Full-Time and Regular, Part-Time)*

Position	2015-16 Adopted Employees	2016-17 Adopted Employees	2017-18 Adopted Employees
<b>Police Department</b>			
Police Chief	1.0000	1.0000	1.0000
Police Captain	1.0000	1.0000	1.0000
Police Lieutenant	1.0000	1.0000	1.0000
Police Sergeant	4.0000	4.0000	4.0000
Police Officer	19.0000	19.0000	20.0000
Administrative Assistant	1.0000	1.0000	1.0000
Communications Specialist	7.0000	7.0000	7.0000
Community Policing Officer	1.0000	1.0000	1.0000
Community Service Officer (CSO)	1.0000	1.0000	1.0000
Code Enforcement Officer	1.0000	1.0000	1.0000
Records Clerk II	2.0000	2.0000	2.0000
<b>Total Police</b>	<b>39.0000</b>	<b>39.0000</b>	<b>40.0000</b>
<b>Total All Departments</b>	<b>91.7610</b>	<b>91.6360</b>	<b>93.6360</b>

## Authorized Personnel Schedule

*(Regular, Full-Time and Regular, Part-Time)*

Position	2015-16 Adopted Employees	2016-17 Adopted Employees	2017-18 Adopted Employees
<b>Proposed Totals</b>	Current	+/-	Total
Administration	4.625	-	4.625
Engineering	7.000	(1.000)	6.000
Community Development	2.800	-	2.800
Finance/Court	8.000	-	8.000
Information Services	3.000	-	3.000
Library	5.868	-	5.868
Maintenance	16.000	2.000	18.000
Senior Center	5.343	-	5.343
Police	39.000	1.000	40.000
<b>Sub-Total</b>	<b>91.636</b>	<b>2.000</b>	<b>93.636</b>
Council	7.000	-	7.000
<b>Total</b>	<b>98.636</b>	<b>2.000</b>	<b>100.636</b>
Items in YELLOW were changed in the 2017-18 Budget			

City of Lebanon  
Management/Administrative Salary Schedule  
Effective 7/1/2017 through June 30, 2018

Title	Minimum	Midpoint	Maximum	FLSA Exempt
<b>Grade 5</b> Administrative Assistant/City Clerk Administrative Assistant/Comm. Coord. Administrative Assistant/Police	\$ 3,778	\$4,345	\$4,911	N N N
<b>Grade 6</b> No position currently in Grade 6	\$ 4,156	\$4,779	\$5,403	N
<b>Grade 7</b> HR Generalist	\$ 4,572	\$5,258	\$5,944	Y
<b>Grade 8</b> City Clerk/Recorder	\$ 5,028	\$5,782	\$6,536	Y Y
<b>Grade 9</b> No position currently in Grade 9	\$ 5,532	\$6,362	\$7,192	Y
<b>Grade 10</b> Police Lieutenant Asistant Finance Director Maintenance Supervisor Senior Services Director	\$ 5,809	\$6,680	\$7,552	Y  Y Y
<b>Grade 11</b> IT Director Library Services Director Senior Engineer	\$ 6,098	\$7,013	\$7,927	Y Y Y
<b>Grade 12</b> Police Captain Engineering Services Supervisor	\$ 6,403	\$7,363	\$8,324	Y Y
<b>Grade 13</b> Finance Director Community Development Director Maintenance Services Director	\$ 6,724	\$7,733	\$8,741	Y Y Y
<b>Grade 14</b> Engineering Services Director	\$ 7,059	\$8,118	\$9,177	Y
<b>Grade 15</b> Chief of Police	\$ 7,413	\$8,525	\$9,637	Y

Approved

Date

Revised 7/1/2017  
Includes 1.5% COLA

APPENDIX A: AFSCME SALARY SCHEDULE							
Salary ranges for the period July 1, 2017 through June 30, 2018 (represents 1.5 % increase)							
POSITION	LGPI Grade	BASE	STEP A	STEP B	STEP C	STEP D	STEP E*
IT/GIS System Coordinator Project Engineer Project Manager	8	5133	5392	5661	5943	6242	6427
Crew Chief Engineering Associate Information Services Analyst	7	4544	4772	5011	5260	5522	5685
Development Services Technician IS/GIS Analyst	6	4020	4224	4430	4654	4887	5032
Court Clerk II Senior Maintenance Worker	5	3513	3687	3870	4066	4267	4393
Custodian II Finance Clerk Library Assistant II Maintenance Worker Office Assistant	4	2959	3104	3260	3421	3596	3702
Custodian I Dial-A-Bus Dispatcher/ Receptionist Dial-A-Bus Driver Senior Center Activities Planner/Receptionist	3	2724	2858	3000	3151	3311	3410
*Employees are eligible to advance to Step E after seven (7) years of employment with the City in an AFSCME represented position.							



July 1, 2017 through June 30, 2018 This schedule only applies when the employee is at the top step of their grade									
POSITION	LGPI	STEP	0.50%	1.00%	1.50%	2.00%	2.50%	3.00%	5.00%
	Grade	E	10 YEARS MONTH 120	12 YEARS MONTH 144	14 YEARS MONTH 168	16 YEARS MONTH 192	18 YEARS MONTH 216	20 YEARS MONTH 241	25 YEARS MONTH 300
IT/GIS System Coordinator Project Engineer Project Manager	8	6395	6427	6459	6491	6523	6555	6587	6715
Salary includes additional amount			<b>32</b>	<b>64</b>	<b>96</b>	<b>128</b>	<b>160</b>	<b>192</b>	<b>320</b>
Crew Chief Engineering Associate Information Services Analyst	7	5685	5713	5742	5770	5799	5827	5856	5969
Salary includes additional amount			<b>28</b>	<b>57</b>	<b>85</b>	<b>114</b>	<b>142</b>	<b>171</b>	<b>284</b>
Development Services Technician IS/GIS Analyst	6	5032	5057	5082	5107	5133	5158	5183	5284
Salary includes additional amount			<b>25</b>	<b>50</b>	<b>75</b>	<b>101</b>	<b>126</b>	<b>151</b>	<b>252</b>
Court Clerk II Senior Maintenance Worker	5	4393	4415	4437	4459	4481	4503	4525	4613
Salary includes additional amount			<b>22</b>	<b>44</b>	<b>66</b>	<b>88</b>	<b>110</b>	<b>132</b>	<b>220</b>
Custodian II Finance Clerk Library Assistant II Maintenance Worker Office Assistant	4	3702	3721	3739	3758	3776	3795	3813	3887
Salary includes additional amount			<b>19</b>	<b>37</b>	<b>56</b>	<b>74</b>	<b>93</b>	<b>111</b>	<b>185</b>
Custodian I Dial-A-Bus Dispatcher/ Receptionist Dial-A-Bus Driver Senior Center Activities Planner/Receptionist	3	3410	3427	3444	3461	3478	3495	3512	3581
Salary includes additional amount			<b>17</b>	<b>34</b>	<b>51</b>	<b>68</b>	<b>85</b>	<b>102</b>	<b>171</b>

Approved by \_\_\_\_\_ Date \_\_\_\_\_

**APPENDIX A - SALARY SCHEDULE**

Agreement between City of Lebanon and the Lebanon Police Association

Salary ranges for the period July 1, 2016 through June 30, 2017

Classification	Step 1	Step 2	Step 3	Step 4
<b>Sergeants – Monthly Base Salar (LGPI Grade 9)</b>	<b>4926</b>	<b>5272</b>	<b>5746</b>	<b>6208</b>
<i>Potential Additions to Monthly Base Salary:</i>				
3% Detective	148	158	172	186
2.5% Intermediate Certification	123	132	144	155
3.5% Advanced Certification	172	185	201	217
4.5% Supervisory Certification	222	237	259	279
5% Corrections Certification	246	264	287	310
3% Bi-Lingual Fluency	148	158	172	186
<i>Career Recognition Pay - (Added to base salary)</i>				
1% Career Recognition Beginning at the 97th month of service	49	53	57	62
2% Career Recognition Beginning at the 169th month of service	99	105	115	124
3% Career Recogniti Beginning at the 229th month of service	148	158	172	186
<b>Officers – Monthly Base Salary (LGPI Grade 7)</b>	<b>4105</b>	<b>4393</b>	<b>4788</b>	<b>5173</b>
<i>Potential Additions to Monthly Base Salary:</i>				
3.5% Team Leader		154	168	181
3% Field Training Officer		132	144	155
3% School Resource		132	144	155
3% Detective		132	144	155
3% Motorcycle Officer		132	144	155
2.5% Intermediate Certification		110	120	129
3.5% Advanced Certification		154	168	181
4.5% Supervisory Certification		198	215	233
3% Jail Officer		132	144	155
3% Bi-Lingual Fluency	123	132	144	155
<i>Career Recognition Pay - (Added to base salary)</i>				
1% Career Recognition Beginning at the 97th month of service				52
2% Career Recognition Beginning at the 169th month of service				103
3% Career Recogniti Beginning at the 229th month of service				155
<b>Community Policing Officer - Monthly Base Salary (LGPI Grade 6)</b>	<b>4108</b>	<b>4436</b>	<b>4792</b>	<b>5174</b>
<i>Potential Additions to Monthly Base Salary:</i>				
2.5% Intermediate Certification		111	120	129
3.5% Advanced Certification		155	168	181
3% Bi-Lingual Fluency	123	133	144	155
<i>Career Recognition Pay - (Added to base salary)</i>				
1% Career Recognition Beginning at the 97th month of service		44	48	52
2% Career Recognition Beginning at the 169th month of service		89	96	103
3% Career Recognition Beginning at the 229th month of service		133	144	155

**APPENDIX A - SALARY SCHEDULE**  
 Agreement between City of Lebanon and the Lebanon Police Association  
 Salary ranges for the period July 1, 2016 through June 30, 2017

Classification	Step 1	Step 2	Step 3	Step 4
----------------	--------	--------	--------	--------

<b>Records Clerk II - Monthly Base Salary (LGPI Grade 5)</b>	<b>3589</b>	<b>3848</b>	<b>4118</b>	<b>4412</b>
<b>Code Enforcement Officer</b>				
<b>Community Service Officer (CSO)</b>				
<i>Potential Additions to Monthly Base Salary:</i>				
2.5% Intermediate Certification		96	103	110
3.5% Advanced Certification		135	144	154
3% Bi-Lingual Fluency	108	115	124	132
<i>Career Recognition Pay - (Added to base salary)</i>				
1% Career Recognition Beginning at the 97th month of service		38	41	44
2% Career Recognition Beginning at the 169th month of service		77	82	88
3% Career Recognition Beginning at the 229th month of service		115	124	132

<b>Communications Specialists – Monthly Base Salary (LGPI Grade 4)</b>	<b>3022</b>	<b>3263</b>	<b>3524</b>	<b>3806</b>
<i>Potential Additions to Monthly Base Salary:</i>				
3% Field Training Officer		98	106	114
2.5% Intermediate Certification		82	88	95
3.5% Advanced Certification		114	123	133
3% Bi-Lingual Fluency	91	98	106	114
<i>Career Recognition Pay - (Added to base salary)</i>				
1% Career Recognition Beginning at the 97th month of service				38
2% Career Recognition Beginning at the 169th month of service				76
3% Career Recognition Beginning at the 229th month of service				114

<b>Records Clerk I - Monthly Base Salary (LGPI Grade 3)</b>	<b>2794</b>	<b>3019</b>	<b>3260</b>	<b>3521</b>
<i>Potential Additions to Monthly Base Salary:</i>				
3% Bi-Lingual Fluency	84	91	98	106
<i>Career Recognition Pay - (Added to base salary)</i>				
1% Career Recognition Beginning at the 97th month of service				35
2% Career Recognition Beginning at the 169th month of service				70
3% Career Recognition Beginning at the 229th month of service				106

*Revised 7/1/2016  
Includes 1.5% COLA*

Approved by \_\_\_\_\_ Date \_\_\_\_\_

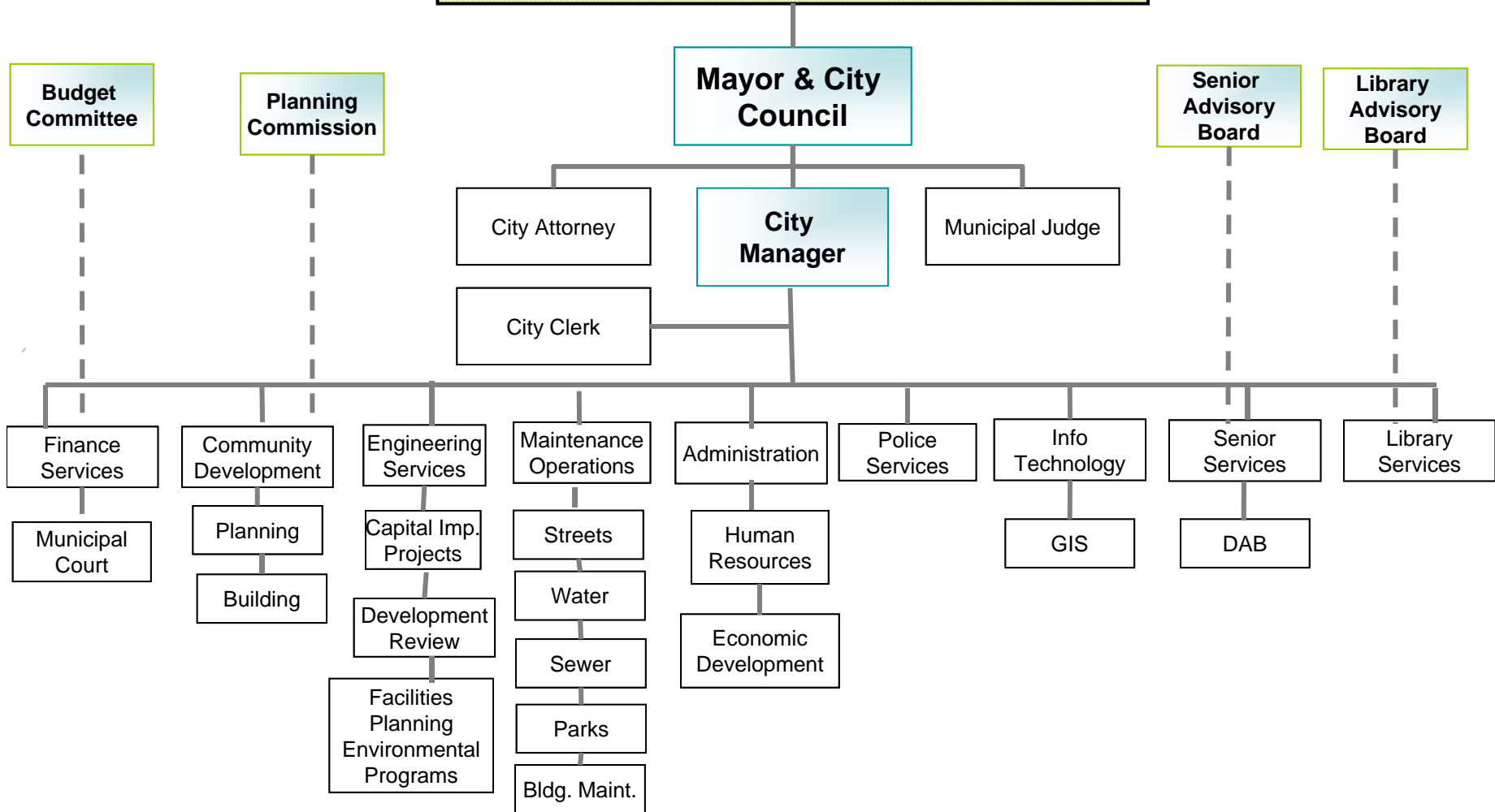
SALARY SCHEDULE PART-TIME REGULAR POSITIONS Salary ranges for the period July 1, 2017 through June 30, 2018						
POSITION	LGPI Grade	BASE	STEP 1	STEP 2	STEP 3	STEP 4
Landscape Maintenance Worker	1	11.90	12.56	13.20	13.91	14.61
Dial-A-Bus Driver Library Assistant 1	2	14.07	14.61	15.37	16.24	17.05
Records Clerk Court Clerk	3	14.61	15.48	16.45	17.59	19.21
Communications Specialist Communications Specialist On Call Maintenance Worker	4	15.70	16.50	17.31	19.21	20.30
No Salary Established for Level 5	5	0.00	0.00	0.00	0.00	0.00
Police Officer	6	20.56	22.73	23.81	25.98	28.68
Police Officer	7	22.73	26.10	27.73	29.64	32.09

revised 7/1/17  
Includes 1.5% increase

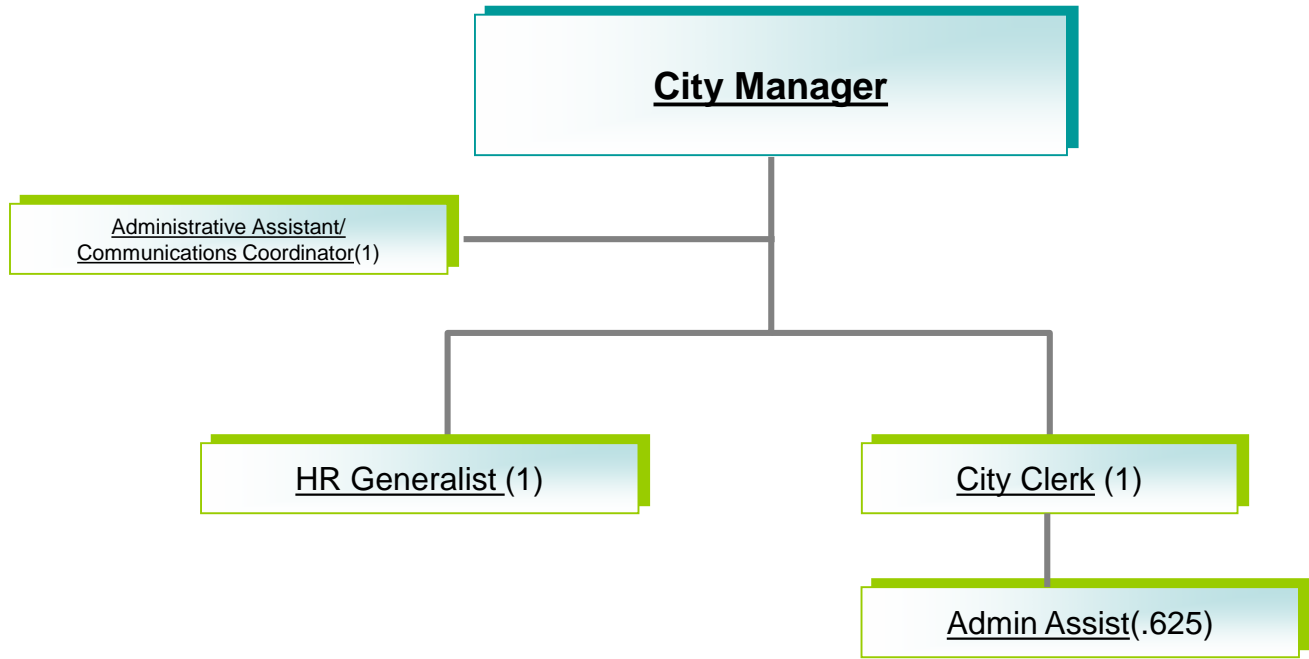
Approved by \_\_\_\_\_

Date \_\_\_\_\_


# Citizens of Lebanon



# Administration



# Community Development Department



**Finance Department**

**Finance Director**

**Assist Finance Director(1)**

**Finance Clerk (4)**

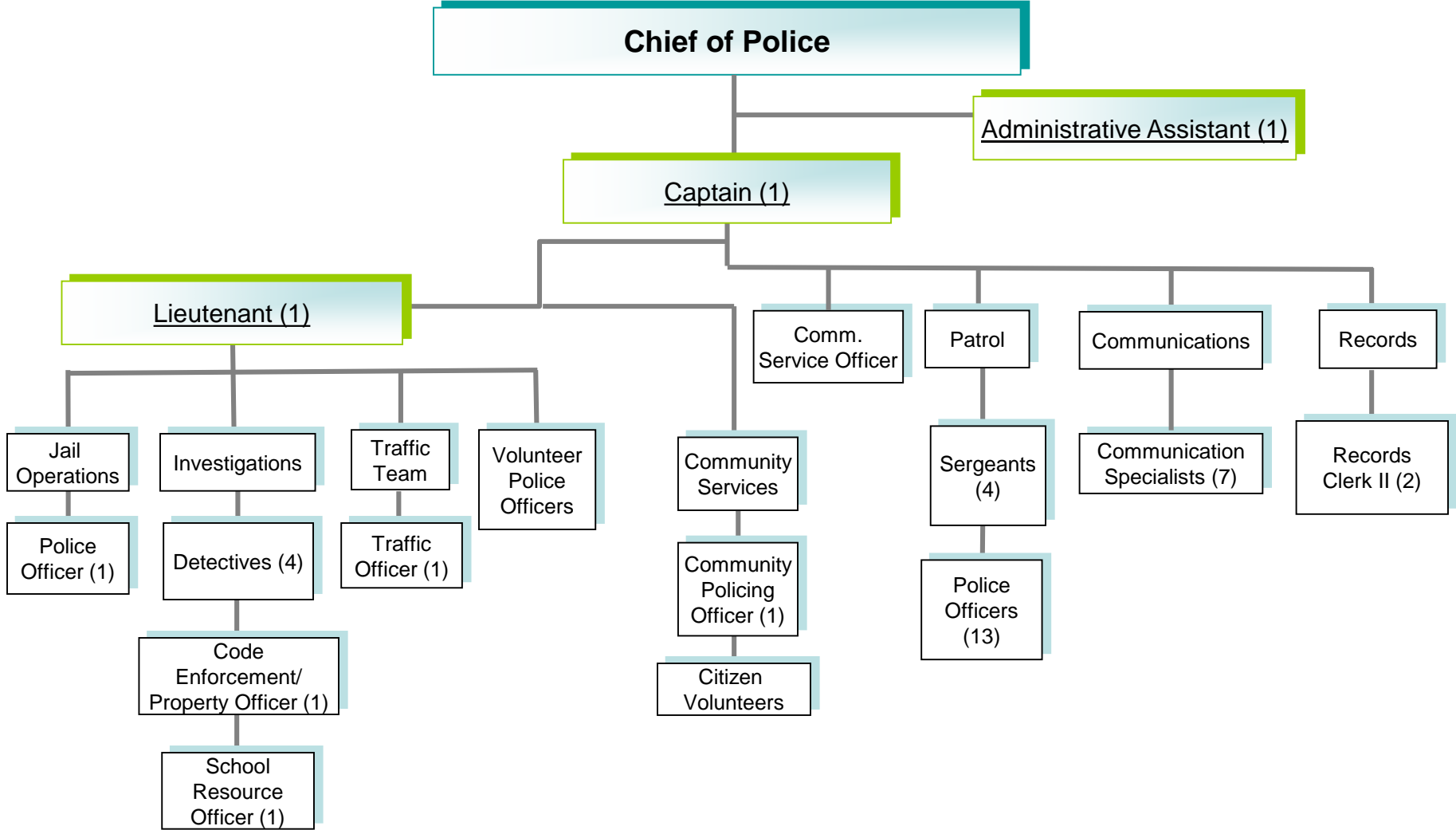
**Court Clerk (2)**



# Library Services



# Police Services



# Senior Services

Senior Services Director

Dial-A-Bus (DAB)

Dial-A-Bus Dispatcher  
And Reception (.8)

Dial-A-Bus Driver (1)

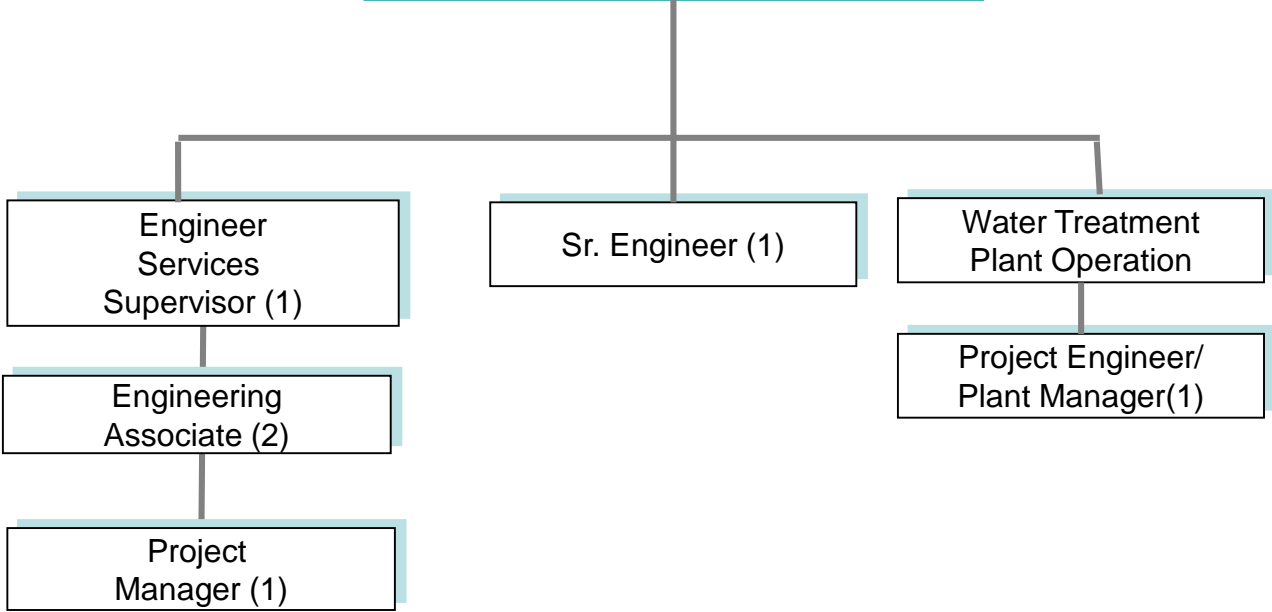
P/T Dial-A-Bus  
Driver (1.543)

Senior Services

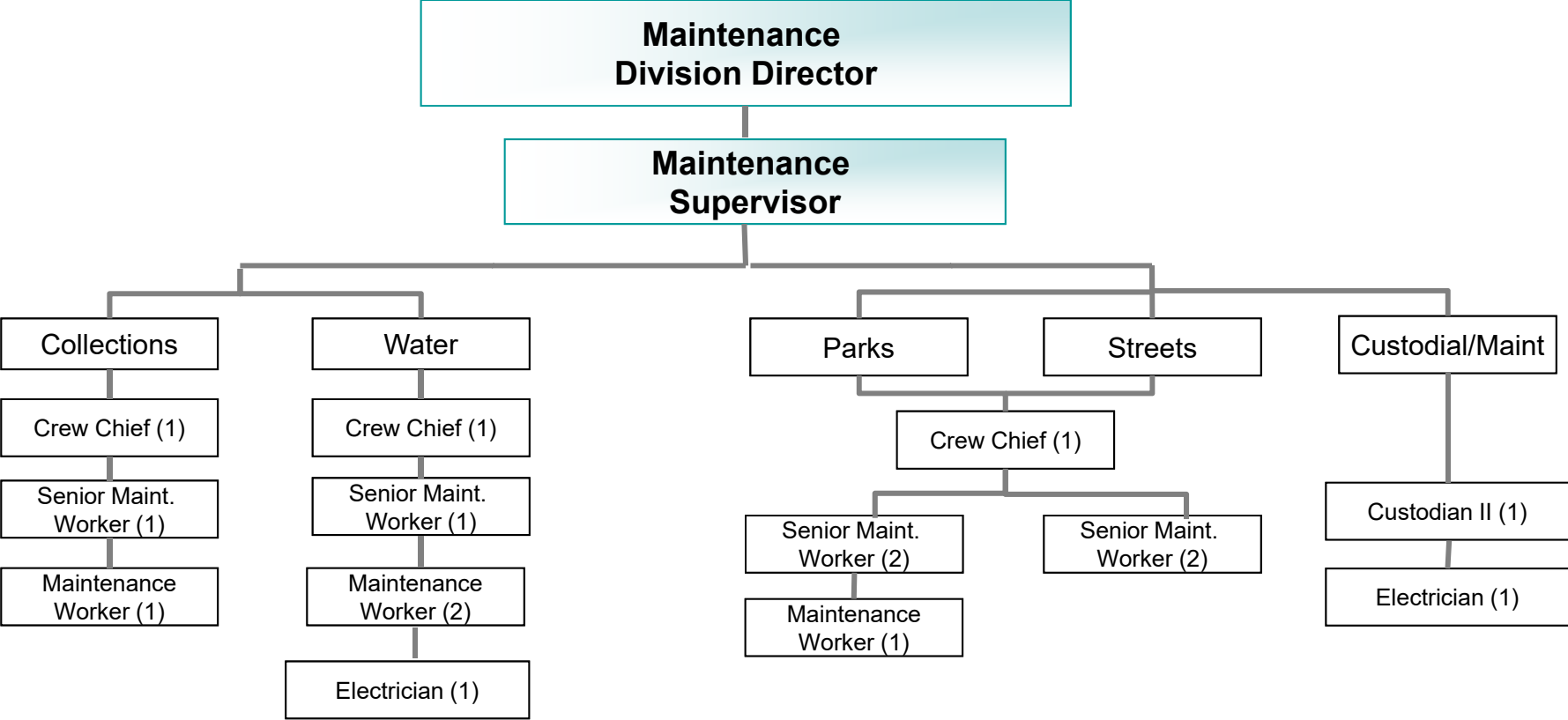
Sr. Center Receptionist/  
Activities Planner (1)

# Utility & Engineering Services

**Engineering Services Director**



# Maintenance/ Operations



# Information Technology Services

IT Director

IT Analyst (1)

IT/GIS Systems Coordinator(1)

**A RESOLUTION CERTIFYING THE CITY OF ) RESOLUTION NO. 2017-XX**  
**LEBANON PROVIDES MUNICIPAL SERVICES )**  
**FOR ELIGIBILITY IN RECEIVING STATE SHARED )**  
**REVENUE PAYMENTS )**

WHEREAS, ORS 221.760 provides as follows:

Section 1. The Officer responsible for disbursing funds to cities under ORS 323.455, 366.785 to 366.820 and 471.805 shall, in the case of a city located within a county having more than 100,000 inhabitants according to the most recent federal decennial census, disburse such funds only if the city provides four or more of the following services:

- 1) Police Services
- 2) Fire Protection
- 3) Sanitary Sewers
- 4) Storm Sewers
- 5) Street Construction, Maintenance & Lighting
- 6) Planning, Zoning & Subdivision Control
- 7) One or more utility services

WHEREAS, City officials recognize the desirability of assisting the state officer responsible for determining the eligibility of cities to receive such funds in accordance with ORS 221.760, now therefore,

BE IT RESOLVED, that the City of Lebanon hereby certifies that it provides the following six municipal services enumerated in Section 1, ORS 221.760:

- 1) Police Services
- 2) Water Utility Service
- 3) Sanitary Sewers
- 4) Storm Sewers
- 5) Street Construction, Maintenance & Lighting
- 6) Planning, Zoning & Subdivision Control

Passed by the Lebanon City Council and executed by the Mayor on this 14<sup>th</sup> day of June, 2017 by a vote of \_\_\_\_\_ yeas and \_\_\_\_\_ nays.

CITY OF LEBANON, OREGON

\_\_\_\_\_  
Paul R. Aziz, Mayor   
Bob Elliott, Council President

ATTEST:

\_\_\_\_\_  
Linda Kaser, City Clerk/Recorder

**AN ORDINANCE DECLARING THE  
CITY OF LEBANON'S ELECTION  
TO RECEIVE STATE REVENUES**

)  
)  
)

**ORDINANCE BILL NO. 2017-X**

**ORDINANCE NO. XXXX**

THE CITY OF LEBANON ORDAINS AS FOLLOWS:

Section 1. Pursuant to ORS 221.770, the City of Lebanon hereby elects to receive state revenues for fiscal year 2017-18.

Section 2. A public hearing before the Budget Committee was held on May 4, 2017 and a public hearing before the City Council was held on June 14, 2017, giving citizens an opportunity to comment on use of State Revenue Sharing.

Passed by the Lebanon City Council and executed by the Mayor on this 14<sup>th</sup> day of June, 2017 by a vote of \_\_\_\_\_ yeas and \_\_\_\_\_ nays.

CITY OF LEBANON, OREGON

---

Paul R. Aziz, Mayor   
Bob Elliott, Council President

ATTEST:

---

Linda Kaser, City Clerk/Recorder



RESOLUTION ADOPTING A BUDGET

BE IT RESOLVED that the City Council of the City of Lebanon hereby adopts the budget for 2017-18, in the sum of \$69,623,127 now on file at City Hall.

RESOLUTION MAKING APPROPRIATIONS

BE IT RESOLVED BY THE COUNCIL OF THE CITY OF LEBANON:

**Section 1.** That the amounts for fiscal year beginning July 1, 2017, and for the purposes shown below, are hereby appropriated as follows:

**GENERAL FUND**

Administration & Economic Development	\$423,346
Human Resources	130,444
City Attorney	181,050
Community Development	324,606
Engineering	1,175,630
Parks	644,604
Finance	636,112
Legislative	224,738
Library	594,828
Municipal Court	288,275
Police	5,469,959
Senior Services	256,863
Non-Departmental	
Materials & Services	425,617
Inter-fund Transfers	783,420
Contingency	1,402,120
Debt Services	<u>137,209</u>
<b>General Fund Total</b>	<b>\$13,098,821</b>

**DEBT SERVICE FUNDS**

**GO Bond Debt Service**

Debt Service-GO Bond	\$1,442,024 <sup>1</sup>
<b>Total GO Bond Debt Service</b>	<b>\$1,442,024</b>

**Debt Service-Other**

Debt Service	2,055,870
<b>Total Debt Service-Other</b>	<b>\$2,055,870</b>

**ENTERPRISE FUND**

Water	\$26,654,796
Storm Drainage	473,600
Wastewater	4,157,316
Inter-fund Transfers	3,434,249
Contingency	318,469
Debt Service	<u>677,721</u>
<b>Enterprise Fund Total</b>	<b>\$35,716,151</b>

**SPECIAL REVENUE FUND**

Special Revenue	\$3,700,918
Inter-fund Transfers	1,148,542
Contingency	531,476
<b>Special Revenue Fund Total</b>	<b>\$5,380,936</b>

**CAPITAL PROJECTS FUND**

Capital Projects	\$8,878,051
Inter-fund Transfers	54,596
Contingency	2,877,716
<b>Capital Projects Fund Total</b>	<b>\$11,810,363</b>

**TRUST AND AGENCY FUND**

<sup>1</sup> Includes \$80,000 unappropriated fund balance not appropriated.

Trust and Agency \$118,962

**Trust and Agency Fund Total \$118,962**

**City Budget Total \$69,623,127**

**Section 2.** This resolution is effective July 1, 2017.

Passed by the Lebanon City Council and executed by the Mayor on this 14<sup>th</sup> day of June, 2017 by a vote of \_\_\_\_\_ yeas and \_\_\_\_\_ nays.

CITY OF LEBANON, OREGON

\_\_\_\_\_  
Paul R. Aziz, Mayor   
Bob Elliott, Council President

ATTEST:

\_\_\_\_\_  
Linda Kaser, City Clerk/Recorder

RESOLUTION LEVYING TAXES FOR ) RESOLUTION NO. 2017-XX  
 THE CITY OF LEBANON'S BUDGET FOR )  
 FISCAL YEAR 2017-18 )

BE IT RESOLVED BY THE COUNCIL OF THE CITY OF LEBANON AS FOLLOWS:

**Section 1.** The City of Lebanon hereby levies the taxes provided for in the adopted budget at the rate of \$5.1364/\$1,000 of assessed valuation for operations, and in the amount of \$1,520,135 for debt service and that these taxes are hereby levied upon the assessed value of all taxable property within the City of Lebanon.

The following allocation and categorization subject to the limits of Section 11b, Article XI of the Oregon Constitution make up the above aggregate levy:

	<u>Subject to the General Governmental Limitation</u>	<u>Excluded from the Limitation</u>
Permanent Rate	\$5.1364/\$1,000	
General Obligation Bond Debt		\$1,520,135
Delinquent Sewer Charges		\$XX,XXX.XX
Delinquent Storm Drain Charges		\$XX,XXX.XX

**Section 2.** This resolution is effective July 1, 2017.

Passed by the Lebanon City Council and executed by the Mayor on this 14<sup>th</sup> day of June, 2017 by a vote of \_\_\_\_\_ yeas and \_\_\_\_\_ nays.

CITY OF LEBANON, OREGON

\_\_\_\_\_  
 Paul R. Aziz, Mayor   
 Bob Elliott, Council President

ATTEST:

\_\_\_\_\_  
 Linda Kaser, City Clerk/Recorder

RESOLUTION ADOPTING A BUDGET

BE IT RESOLVED that the Board of the Lebanon Urban Renewal Agency hereby adopts the Northwest Lebanon Urban Renewal District budget for 2017-18, in the sum of \$2,710,000 now on file at City Hall.

RESOLUTION MAKING APPROPRIATIONS

BE IT RESOLVED by the Board of the Lebanon Urban Renewal Agency:

**Section 1.** That the amounts for the fiscal year beginning July 1, 2017 and for the purposes shown below, are hereby appropriated as follows:

NORTHWEST LEBANON URBAN RENEWAL DISTRICT (URD)

NW Lebanon Urban Renewal District	\$120,000 <sup>2</sup>
Inter-fund Transfers	974,114
Contingency	978,520
Debt Service	<u>637,366</u>
<b>TOTAL APPROPRIATIONS</b>	<b>\$2,710,000</b>

**Section 2.** This resolution is effective July 1, 2017.

Passed by the Lebanon Urban Renewal Agency and executed by the Mayor on this 14<sup>th</sup> day of June, 2017 by a vote of \_\_\_\_\_ yeas and \_\_\_\_\_ nays.

CITY OF LEBANON, OREGON

\_\_\_\_\_  
 Paul R. Aziz, Mayor   
 Bob Elliott, Council President

ATTEST:

\_\_\_\_\_  
 Linda Kaser, City Clerk/Recorder

<sup>2</sup> Includes \$000 unappropriated fund balance not appropriated.

RESOLUTION LEVYING TAXES FOR THE CITY OF ) RESOLUTION NO. 2017-XX  
LEBANON'S NORTHWEST URBAN RENEWAL )  
DISTRICT BUDGET FOR FISCAL YEAR 2017-18 )

BE IT RESOLVED by the Board of the Lebanon Urban Renewal Agency:

**Section 1.** To certify to the county assessor for the Northwest Lebanon Urban Renewal District Plan Area a request for up to the maximum amount of revenue that may be raised by dividing the taxes under Section 1c, Article IX, of the Oregon Constitution and ORS Chapter 457

**Section 2.** This resolution is effective on July 1, 2017.

Passed by the Lebanon Urban Renewal Agency and executed by the Mayor on this 14<sup>th</sup> day of June, 2017 by a vote of \_\_\_\_\_ yeas and \_\_\_\_\_ nays.

CITY OF LEBANON, OREGON

---

Paul R. Aziz, Mayor, Mayor   
Bob Elliott, Council President

ATTEST:

---

Linda Kaser, City Clerk/Recorder

**A RESOLUTION ADOPTING THE NORTH GATEWAY ) RESOLUTION NO. 2017-XX  
URBAN RENEWAL DISTRICT BUDGET AND MAKING )  
APPROPRIATIONS FOR FISCAL YEAR 2017-18 )**

RESOLUTION ADOPTING A BUDGET

BE IT RESOLVED that the Board of the Lebanon Urban Renewal Agency hereby adopts the North Gateway Urban Renewal District budget for 2017-18, in the sum of \$1,376,000 now on file at City Hall.

RESOLUTION MAKING APPROPRIATIONS

BE IT RESOLVED by the Board of the Lebanon Urban Renewal Agency:

**Section 1.** That the amounts for the fiscal year beginning July 1, 2017 and for the purposes shown below, are hereby appropriated as follows:

NORTH GATEWAY URBAN RENEWAL DISTRICT (URD)

North Gateway Urban Renewal District	\$150,000
Inter-fund Transfers	709,603
Contingency	271,357
Debt Service	<u>245,040</u>
<b>TOTAL APPROPRIATIONS</b>	<b>\$1,376,000</b>

**Section 2.** This resolution is effective July 1, 2017.

Passed by the Lebanon Urban Renewal Agency and executed by the Mayor on this 14<sup>th</sup> day of June, 2017 by a vote of \_\_\_\_\_ yeas and \_\_\_\_\_ nays.

CITY OF LEBANON, OREGON

\_\_\_\_\_  
Paul R. Aziz, Mayor   
Bob Elliott, Council President

ATTEST:

\_\_\_\_\_  
Linda Kaser, City Clerk/Recorder

A RESOLUTION LEVYING TAXES FOR THE CITY OF ) RESOLUTION NO. 2017-XX  
LEBANON'S NORTH GATEWAY URBAN RENEWAL )  
DISTRICT BUDGET FOR FISCAL YEAR 2017-18 )

BE IT RESOLVED by the Board of the Lebanon Urban Renewal Agency:

**Section 1.** To certify to the county assessor a request for the North Gateway Urban Renewal District Plan Area for the maximum amount of revenue that may be raised by dividing the taxes under Section 1c, Article IX, of the Oregon Constitution and ORS Chapter 457.

**Section 2.** This resolution is effective July 1, 2017.

Passed by the Lebanon Urban Renewal Agency and executed by the Mayor on this 14<sup>th</sup> day of June, 2017 by a vote of \_\_\_\_\_ yeas and \_\_\_\_\_ nays.

CITY OF LEBANON, OREGON

\_\_\_\_\_  
Paul R. Aziz, Mayor   
Bob Elliott, Council President

ATTEST:

\_\_\_\_\_  
Linda Kaser, City Clerk/Recorder



RESOLUTION ADOPTING A BUDGET

BE IT RESOLVED that the Board of the Lebanon Urban Renewal Agency hereby adopts the Cheadle Lake Urban Renewal District budget for 2017-18, in the sum of \$3,792,500 now on file at City Hall.

RESOLUTION MAKING APPROPRIATIONS

BE IT RESOLVED by the Board of the Lebanon Urban Renewal Agency:

**Section 1.** That the amounts for the fiscal year beginning July 1, 2017 and for the purposes shown below, are hereby appropriated as follows:

CHEADLE LAKE URBAN RENEWAL DISTRICT (URD)

Cheadle Lake Urban Renewal District	\$3,200,000
Inter-fund Transfers	133,759
Contingency	107,741
Debt Service	351,000
<b>TOTAL APPROPRIATIONS</b>	<b>\$3,792,500</b>

**Section 2.** This resolution is effective July 1, 2017.

Passed by the Lebanon City Council and executed by the Mayor on this 14<sup>th</sup> day of June, 2017 by a vote of \_\_\_\_\_ yeas and \_\_\_\_\_ nays.

CITY OF LEBANON, OREGON

\_\_\_\_\_  
Paul R. Aziz, Mayor, Mayor   
Bob Elliott, Council President

ATTEST:

\_\_\_\_\_  
Linda Kaser, City Clerk/Recorder

A RESOLUTION LEVYING TAXES FOR THE CITY OF ) RESOLUTION NO. 2017-XX  
LEBANON'S CHEADLE LAKE URBAN RENEWAL )  
DISTRICT BUDGET FOR FISCAL YEAR 2017-18 )

BE IT RESOLVED by the Board of the Lebanon Urban Renewal Agency:

**Section 1.** To certify to the county assessor a request for the Cheadle Lake Urban Renewal District Plan Area for the maximum amount of revenue that may be raised by dividing the taxes under Section 1c, Article IX, of the Oregon Constitution and ORS Chapter 457.

**Section 2.** This resolution is effective July 1, 2017.

Passed by the Lebanon City Council and executed by the Mayor on this 14<sup>th</sup> day of June, 2017 by a vote of \_\_\_\_\_ yeas and \_\_\_\_\_ nays.

CITY OF LEBANON, OREGON

---

Paul R. Aziz, Mayor, Mayor   
Bob Elliott, Council President

ATTEST:

---

Linda Kaser, City Clerk/Recorder

## City of Lebanon, OR Budget Report FY 2017-18

Account	Description	2015 Actual	2016 Actual	2017 Budget	2018 Proposed	2018 Approved	2018 Adopted
	<b>REPORT REVENUES</b>	52,133,934	51,597,599	70,379,585	77,501,627	77,501,627	77,501,627
	<b>REPORT EXPENSES</b>	34,397,134	33,953,925	70,379,585	77,501,627	77,501,627	77,501,627
	<b>REPORT TOTALS:</b>	<b>17,736,800</b>	<b>17,643,674</b>	<b>-</b>	<b>(0)</b>	<b>(0)</b>	<b>(0)</b>
<b>SUMMARY</b>							
<b>REVENUE:</b>							
	Rev.-Taxes & Assess	9,160,383	10,907,890	9,525,139	10,351,132	10,351,132	10,351,132
	Rev.-Licenses & Permits	2,529,916	2,630,045	2,392,995	2,423,425	2,423,425	2,423,425
	Rev.-Fines & Forfeits	605,253	531,351	608,525	461,400	461,400	461,400
	Rev.-Intergovernmental	2,210,986	2,096,550	24,999,375	23,753,570	23,753,570	23,753,570
	Rev.-Chgs for Services	9,948,930	10,412,134	10,373,492	10,626,600	10,626,600	10,626,600
	Rev.-Miscellaneous	600,466	875,360	555,280	583,935	583,935	583,935
	Rev.-Transfers In	12,262,241	6,081,602	7,122,389	7,358,562	7,358,562	7,358,562
	Rev.-Other Sources	14,815,759	18,062,667	14,802,390	21,943,003	21,943,003	21,943,003
	Rev.-Internal Chrgs	-	-	-	-	-	-
	<b>TOTAL FOR REVENUE</b>	<b>52,133,934</b>	<b>51,597,599</b>	<b>70,379,585</b>	<b>77,501,627</b>	<b>77,501,627</b>	<b>77,501,627</b>
<b>EXPENSE:</b>							
	Exp.-Personnel Services	7,972,366	8,770,010	9,711,323	10,721,800	10,729,790	10,729,790
	Exp.-Materials & Services	5,511,843	7,256,678	7,011,477	6,772,979	6,772,979	6,772,979
	Exp.-Capital Outlay	3,698,932	6,653,748	36,531,835	40,618,086	40,618,086	40,618,086
	Exp.-Transfers Out	12,262,241	6,081,602	7,122,389	7,358,562	7,358,562	7,358,562
	Exp.-Contingencies	-	-	4,796,414	6,483,970	6,475,980	6,475,980
	Exp.-Debt Service	4,951,752	5,191,887	5,126,147	5,466,230	5,466,230	5,466,230
	Exp.-Unappropriated	-	-	80,000	80,000	80,000	80,000
	Exp.-Other Financing Use	-	-	-	-	-	-
	<b>TOTAL FOR EXPENSE</b>	<b>34,397,134</b>	<b>33,953,925</b>	<b>70,379,585</b>	<b>77,501,627</b>	<b>77,501,627</b>	<b>77,501,627</b>